

DIXON'S NORTH AMERICAN LOCATIONS



Terms	Net 30 Days
Cash Discounts	Invoices dated 1st to the 15th of the month are subject to a 1% discount if paid by the 25th of the month. Invoices dated the 16th to the end of the month are subject to a 1% discount if paid by the 10th of the following month.
Minimum Order and Invoice	All orders for less than \$35.00 Net Value will be subject to a Minimum Net Charge of \$35.00 plus transportation.
Prepaid Freight Allowance	All shipments are F.O.B. factory or branch and shipped collect unless otherwise specified. Orders totaling \$1,000.00 net value or more for immediate shipment to a single location within the continental United States will be shipped freight free. Any items back-ordered against the same order will also be shipped prepaid as they become available. Method of shipment will be the most economical means available to Dixon and does not include priority shipments such as air freight.
Returns	Material shipped as ordered may be returned only with Dixon's permission. A Credit Memo will be issued subject to a 15% handling charge (using list prices in effect at the time of purchase, less the maximum discount). Total returns in 1 year cannot exceed 5% of the previous years sales.
Prompt Payment	Orders receive preferred treatment when the account is paid promptly. Orders may be temporarily held if any unpaid invoice is over 30 days. We reserve the right to take out of the shipping and production schedules orders from accounts with unpaid invoices of 60 days or more.



Table of Contents

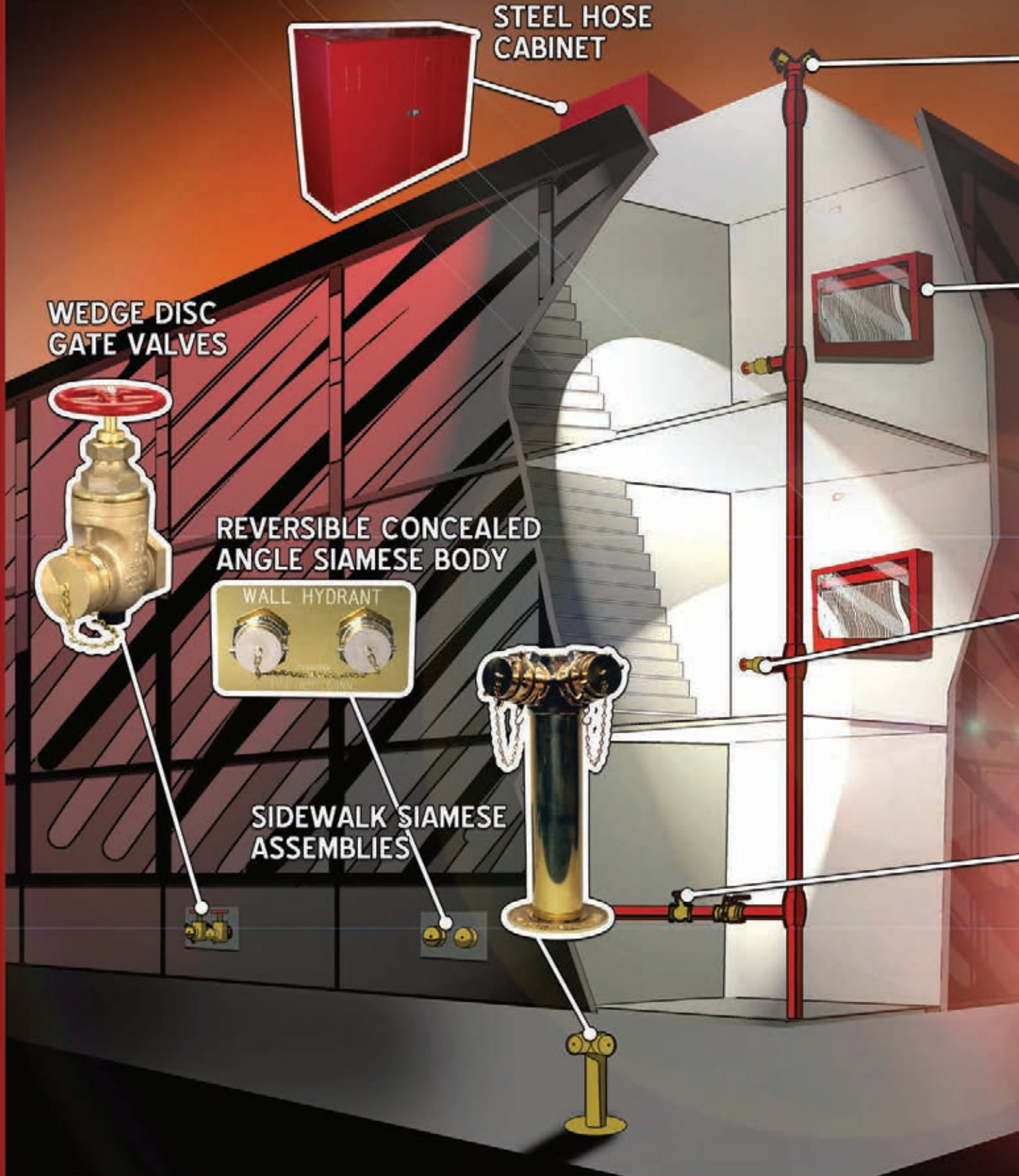
Brass Valves & Wyes	6-20	Nozzles (continued)	89-101
Pressure Valves	6-10	Coast Guard	96
Angle Valves	10-12	Monitors/Nozzles	97
Drip Valves	13	Polycarbonate	91-92
Globe Valves	14	Aluminum Shutoff	98
Wharf Hydrants	14	Street Cleaning	101
Gate Valves	15-18	Wrenches & Tools	102-104
Plain Wyes	17	Hose	105-118
Sprinkler Hose Valves	19	Mill Hose	105-106
Wye Valves	20	Single Jacket	108-110
Aluminum Valves & Wyes	21-31	Double Jacket	107, 111
Gate Valves	21-24	MSHA Hose	112
Piston Intake Valves	25	Potable Water	113
Ball Valves	26-27	Forestry Fire Hose	113, 143
Butterfly Valves	29	Rack Hose	114-115
Siamese	30-31	Nitrile Hose	116-118
Connections	32-47	Booster Hose	118
Exterior	32-40	Suction Hose	119-121
Concealed	41-42	Coupled Hose	120
Headers & Manifolds	43	Couplings	121
Wall Plates	44	Hose Couplings	122-131
Snoots	45-46	Expanders	122
Swivels	47	Expansion Rings	123
Brass Adapters	48-74	Washers	123
Special Thread Program	48	Aluminum Couplings	124
Hex Nipples	49,52,53,58-62,69,70,72,73	Brass Couplings	125
Hydrant Adapters	54,55	Booster Couplings	126
Swivel Adapters	63,66,70	Shank Couplings	127-128
British Instantaneous	74	Cam & Groove	129-131
Domestic Adapters	53,62,66,69	Racks & Reels	132-138
Aluminum Adapters	64-75	Pin Racks	132
N35	64	Continuous Flow Reels	133-135
N36	50	Swing Reels	136-137
N37	56	Saddle Racks	138
N53	68	Hump Racks	138
N54	71	Forestry Fire Fighting	139-144
N56	57	Nozzles	139-141
N57	65	Polycarbonate	141
Forged	66	Tools	142
Cam & Groove	75	Wye Valves	142
Polycarbonate	62	Forestry Hose	143
Storz Adapters	76-81	Forestry Couplings	144
FSA	76	Dry Hydrants & Strainers	145-154
SFSA	78	Male Adapters	146
SFSA30	79	Female Adapters	147
MSA	79	Strainers	148-154
SSA & SSA30	80	Specialties	155-164
Caps / Gaskets	81	Sprinkler Accessories	156
Caps & Plugs	82-88	Backflow Preventer	158
Brass Caps	82	Elbow	159-160
Brass Plugs	83	Storz Accessories	161
Aluminum Caps	84-85	Ship to Shore Connections	162
Aluminum Plugs	85	Swivels	162
Polycarbonate	86-87	Northline Replacement Parts	163-164
Iron Caps	88	Technical Information	165-171
Nozzles	89-101	Index	172-190
Brass Fog	89-90		
Brass Shutoff	90		
Plain	94		
Playpipes	95		

Within North America there are many customer fire threads, the most popular being the "NST" (or "NH") thread, which is the predominant USA fire thread. Thread requirements change by region.

Throughout the catalog, we use a thread designation of "RT," we have also placed "___" after some of the part numbers. These indicate that we offer "regional threads" (various thread types) for the part. Please refer to page 169 for our table of popular regional threads. Before ordering, please confirm the type of thread required; provide either:

- the thread name,
- Dixon thread designation, or
- ODM (outside diameter of the male) as well as the TPI (threads per inch)

DIXON FIRE



STEEL HOSE CABINET

WEDGE DISC GATE VALVES

REVERSIBLE CONCEALED ANGLE SIAMESE BODY

WALL HYDRANT

SIDEWALK SIAMESE ASSEMBLIES

ROOF CONNECTIONS



PIN RACK HOSE ASSEMBLY



ANGLE HOSE VALVE



FACTORY SET PRESSURE REDUCING BRASS VALVE



The Right Connection™

FIRE TRUCK ACCESSORIES

CHROMED CAP



PISTON INTAKE VALVE



The Right Connection™

LONG HANDLE
ADAPTER

STORZ
ADAPTERS



PVC
SUCTION HOSE



3 WAY
BALL VALVE



FIRE HOSE

UL Factory Set Pressure Reducing (regulating) Valves

18-457 / 18-458

Features:

- Pressure Reducing (regulating) Valves are listed by:
 1. Underwriters Laboratories for Automatic Sprinkler Systems as floor or zone control valves
 2. Standpipe Systems, Class I, II and III
 3. Automatic Check Valve for Dual Riser Systems
 4. Approved by the New York City Board of Standards and Appeals, approval # MEA 54-07-E
 5. Approved by the City of Los Angeles and the City of San Francisco (ULC 2½")
- True combination shut-off and pressure reducing valves. 1½" size reduces inlet pressure of 300 PSI (2069 kPa) or less to working pressures of **10 through 175 PSI** (69-1207 kPa). 2½" size reduces inlet pressures of 400 PSI (2758 kPa) or less to desired working pressures from **20 through 175 PSI** (138-1207 kPa) under discharge or static conditions.
- Female x female valves are furnished with OPEN / CLOSED Indicator Bonnet for rapid confirmation of the valves status in the system.
- factory valves are tamper resistant
- material: *cast brass*



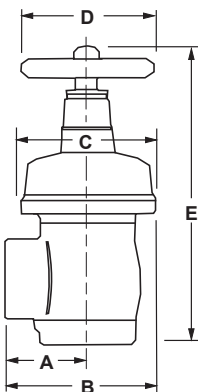
Inlet Female NPT	Outlet Male NH (NST)	Part #	Powhatan Part #	Wt. Lbs.
1½"	1½"	NAPRAV150F-15	18-457-00034	7
		NAPRAV150F-20	18-457-00027	7
		NAPRAV150F-25	18-457-00029	7
		NAPRAV150F-30	18-457-00030	7
		NAPRAV150F-35	18-457-00010	7
		NAPRAV150	---	7
		2½"	2½"	NAPRAV250F-55
NAPRAV250F-60	18-457-00077			19
NAPRAV250F-65	18-457-00078			19
NAPRAV250F-70	18-457-00079			19
NAPRAV250F-75	18-457-00080			19
NAPRAV250F-80	18-457-00081			19
NAPRAV250F-90	18-457-00083			19
NAPRAV250	---			19

Customer Thread (*must specify*) refer to legend on page 169



Inlet Female NPT	Outlet Female NPT	Part #	Powhatan Part #	Wt. Lbs.
1½"	1½"	NAPRAVF150-15	18-458-00021	7
		NAPRAVF150-20	18-458-00022	7
		NAPRAVF150-30	18-458-00024	7
		NAPRAVF150-25	18-458-00025	7
		NAPRAVF150-50	18-458-00036	7
		2½"	2½"	NAPRAVF250-75
NAPRAVF250-65	18-458-00078			19
NAPRAVF250-60	18-458-00087			19
NAPRAVF250-55	18-458-00088			19
NAPRAVF250-70	18-458-00092			19
NAPRAVF250-80	18-458-00101			19
NAPRAVF250-85	18-458-00102			19

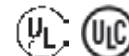
Dimensions



Size	A	B	C	D	E closed	E open
1½"	2-7/32"	4-5/32"	3-7/8"	3-3/4"	9-25/64"	8-53/64"
2½"	3-7/32"	6-3/32"	5-3/4"	5-3/4"	11-3/8"	10-13/16"

Valves are available with a tamper proof switch as an accessory device to hasten valve operation while monitoring its open condition. The complete switch, with bracket and housing, is available for field mounting.
Consult Dixon for price and availability.

Factory Set Pressure Reducing (regulating) Valves



18-459

Inlet Female NPT	Outlet Female NPT	Part #	Powhatan Part #	Wt. Lbs.
2½"	2½"	NAPRVF250-60	18-459-00011	25
		NAPRVF250-65	18-459-00012	25
		NAPRVF250-70	18-459-00013	25
		NAPRVF250-75	18-459-00014	25
		NAPRVF250-55	18-459-00015	25
		NAPRVF250-85	18-459-00016	25
		NAPRVF250-80	18-459-00017	25

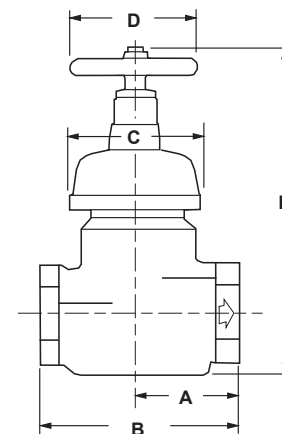


female x female

Inlet Grooved	Outlet Grooved	Part #	Powhatan Part #	Wt. Lbs.
2½"	2½"	NAPRVG250-55	18-459-00024	25
		NAPRVG250-60	18-459-00025	25
		NAPRVG250-65	18-459-00026	25
		NAPRVG250-70	18-459-00027	25
		NAPRVG250-75	18-459-00028	25

Dimensions

Size	Style	A	B	C	D	E closed	E open
2½"	NPT	3-7/8"	7-3/4"	5-3/4"	5-3/4"	12-3/4"	12-13/16"
2½"	grooved	4-3/8"	8-3/4"	5-3/4"	5-3/4"	12-3/4"	12-13/16"



Accessories for Pressure Reducing Brass Valves

18-457 / 18-458 / 18-459

Description	Part #
tamper switch bracket kit (bonnet, nut, switch, bracket)	42-019-01586
switch bracket only	18-458-00017
replacement handles for 1½" valves	44-157-00022
replacement handles for 2½" valves	46-030-00025



ULC UL Factory Set Pressure Reducing (regulating) Valves

Features:

- (4) drilled and tapped bosses:
 - two on each side for upstream and downstream pressure monitoring
 - saves installation time and provides a cleaner appearance
- tamper switch available
- 2½" size reduces inlet pressures of **400 PSI** (2758 kPa) or less to desired working pressures from **20** through **175 PSI** (138-1207 kPa) under discharge or static conditions.
- material: *cast brass*

angle valves



grooved x grooved

Inlet Grooved	Outlet Grooved	Part #	Wt. Lbs.
2½"	2½"	<i>NAPRAVGT250-55</i>	19
		<i>NAPRAVGT250-60</i>	19
		<i>NAPRAVGT250-65</i>	19
		<i>NAPRAVGT250-70</i>	19
		<i>NAPRAVGT250-75</i>	19
		<i>NAPRAVGT250-80</i>	19
		<i>NAPRAVGT250-85</i>	19
		<i>NAPRAVGT250-95</i>	19



grooved x female

Inlet Grooved	Outlet Female NPT	Part #	Wt. Lbs.
2½"	2½"	<i>NAPRAVGFT250-55</i>	19
		<i>NAPRAVGFT250-60</i>	19
		<i>NAPRAVGFT250-65</i>	19
		<i>NAPRAVGFT250-70</i>	19
		<i>NAPRAVGFT250-75</i>	19
		<i>NAPRAVGFT250-80</i>	19
		<i>NAPRAVGFT250-85</i>	19
		<i>NAPRAVGFT250-95</i>	19

globe valves

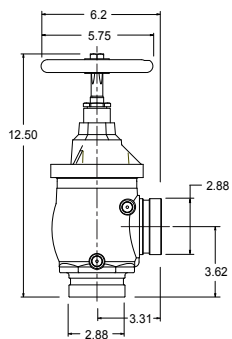


female x female

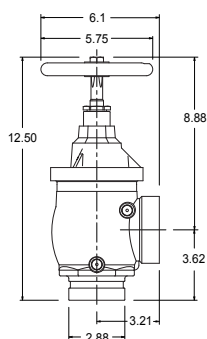
Inlet Female NPT	Outlet Female NPT	Part #	Wt. Lbs.
2½"	2½"	<i>NAPRVFT250-55</i>	23.4
		<i>NAPRVFT250-60</i>	23.4
		<i>NAPRVFT250-65</i>	23.4
		<i>NAPRVFT250-70</i>	23.4
		<i>NAPRVFT250-75</i>	23.4
		<i>NAPRVFT250-80</i>	23.4
		<i>NAPRVFT250-85</i>	23.4
		<i>NAPRVFT250-95</i>	23.4

Inlet Grooved	Outlet Grooved	Part #	Wt. Lbs.
2½"	2½"	<i>NAPRVGT250-55</i>	23.4
		<i>NAPRVGT250-60</i>	23.4
		<i>NAPRVGT250-65</i>	23.4
		<i>NAPRVGT250-70</i>	23.4
		<i>NAPRVGT250-75</i>	23.4
		<i>NAPRVGT250-80</i>	23.4
		<i>NAPRVGT250-85</i>	23.4
		<i>NAPRVGT250-95</i>	23.4

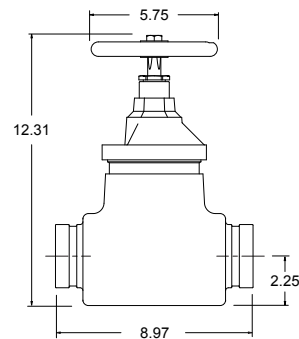
Dimensions



grooved x grooved angle valve



grooved x female angle valve



grooved x grooved globe valve

Domestic Adjustable Pressure Restricting Angle Valves

18-153 / 18-154

Pressure restricting valves are used when flowing water pressure needs to be controlled. They are angle valves with preset orifices which restrict the volume of water and thereby lower the pressure of the flowing water.

NFPA requires restricting valves where the inlet pressure exceeds 100 PSI. Unlike the pressure regulating type of valve, the restricting valve has no effect on the static pressure of a system.

Features:

The restricting device can be manually by-passed if required by opening the valve fully. This is accomplished by breaking the "breakable link", which allows the valve stem to rise to the full open position.

The breakable link also serves as a simple indication of the valve condition and status. If the valve is opened without breaking the link the valve will resume its previous position and no resetting is necessary.

- Restricts inlet pressure from 70 PSI up to a maximum of 175 PSI and down to outlet pressures of 65, 80 or 100 PSI. Outlet pressures may be set below 65 PSI when authorized by the local authority having jurisdiction. Setting charts are packed with the valve.
- U/L listed
- New York City Board of Standards and Appeals, approval # MEA 54-07-E
- restricts only under flow conditions
- for use up to **175 PSI**
- material: *cast brass* with an *aluminum* handwheel

Inlet Female NPT	Outlet Male NH (NST)	Part #	Powhatan Part #	Wt. Lbs.
1½"	1½"	AVAPR150F	18-153-00002	5
1½"	CT ¹	AVAPR150	---	5
2½"	2½"	AVAPR250F	18-153-00003	12
2½"	CT ¹	AVAPR250	---	12

¹ Customer Thread (*must specify*) refer to legend on page 169

Inlet Female NPT	Outlet Female NPT	Part #	Powhatan Part #	Wt. Lbs.
1½"	1½"	AVAPRF150	18-154-00001	5
2½"	2½"	AVAPRF250	18-154-00002	12



male x female



female x female

Global Adjustable Pressure Restricting Angle Valves

Pressure restricting valves are used when flowing water pressure needs to be controlled. They are angle valves with preset orifices which restrict the volume of water and thereby lower the pressure of the flowing water.

NFPA requires restricting valves where the inlet pressure exceeds 100 PSI. Unlike the pressure regulating type of valve, the restricting valve has no effect on the static pressure of a system.

Features:

The restricting device can be manually bypassed if required by opening the valve fully. Simply pull the pin to allow the yoke to fall back from the valve stem to allow the valve to be opened fully. When the valve needs to be restricted again, slide the yoke back into place to be NFPA compliant.

Inlet Female NPT	Outlet Male NH (NST)	Part #	Wt. Lbs.
1½"	1½"	AVAPR150F-I	5
2½"	2½"	AVAPR250F-I	12

Inlet Female NPT	Outlet Female NPT	Part #	Wt. Lbs.
1½"	1½"	AVAPRF150-I	5
2½"	2½"	AVAPRF250-I	12



male x female

Adjustable Pressure Restricting Device

- material: *cast brass*
- intended for installation on Class I or Class III standpipe system hose outlets
- Use of this device restricts pressure in the piping system to such a degree that hose lines can be handled by persons untrained in the handling of heavy fire streams.
- New York City Board of Standards and Appeals, approval # MEA 54-07-E
- 2½" U/L listed
- working pressure: **175 PSI** at 70°F (21°C)



Female Thread	Male Thread	Part #	Powhatan Part #	Wt. Lbs.
1½" NH (NST)	1½" NH (NST)	APRD150F	18-255-00102	3.0
2½" NH (NST)	2½" NH (NST)	APRD250F	18-255-00011	4.3
2½" NYC	2½" NYC	APRD250NYC	18-255-00015	4.4
1½" NYFD	1½" NYFD	APRD150NYFD	18-255-00105	3.1
2½" NYFD	2½" NYFD	APRD250NYFD	18-255-00019	4.5
1½" CT ¹	1½" CT ¹	APRD150 ___	---	3.0
2½" CT ¹	2½" CT ¹	APRD250 ___	---	4.4

¹ ___ Customer Thread (*must specify*) refer to legend on page 169



Domestic Cast Angle Hose Valves

18-157 / 18-158

Features:

- U/L listed and FM approved
- material: *cast brass with an aluminum hand wheel*
- working pressure: **300 PSI** at 70°F (21°C)



female x male



female x female

Inlet Female NPT	Outlet Male Thread	Part #	Powhatan Part #	Wt. Lbs.
1½"	1½" NH (NST)	AV150	18-157-00010	4.4
	1½" NYFD	AV150NYFD ²	18-157-00016	4.4
	1½" NPSH	AV150S	18-157-00005	4.4
	1½" NPT	AV150T	18-157-00329	4.4
	1½" CT ¹	AV150 ___	---	4.4
	2½"	2½" NH (NST)	AV250	18-157-00388
2½" NYC		AV250NYC ²	18-157-00391	9.0
2½" NYFD		AV250NYFD ²	18-157-00412	9.0
2½" PITT		AV250PITT	18-157-00387	9.0
2½" NPSH		AV250S	18-157-00426	9.0
2½" CT ¹		AV250 ___	---	9.0

¹ ___ Customer Thread (*must specify*) refer to legend on page 169

² supplied with red hand wheel

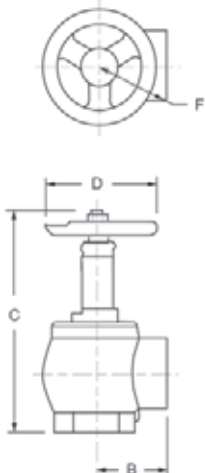
Inlet Female NPT	Outlet Female NPT	Part #	Powhatan Part #	Wt. Lbs.
1½"	1½"	AVF150	18-158-00004	3.6
2½"	2½"	AVF250	18-158-00055	9.5

Replacement Parts

Description	Part #	Powhatan Part #	Wt. Lbs.
aluminum handwheel for 1½" valve	AV150-W	46-019-01455	.22
aluminum handwheel for 2½" valve	AV250-W	46-019-01456	.32
handwheel nut for 1½" valve	AV150-N	46-011-00948	.01
handwheel nut for 2½" valve	AV250-N	46-011-00947	.01
valve seal rubber for 1½" valve	AV150-RBR	46-012-01415	.03
valve seal rubber for 2½" valve	AV250-RBR	46-012-01416	.10

Dimensions

Size	A	B	C closed	C open	D	F
1½"	2-11/64"	2-7/32"	6-5/8"	7-21/32"	3-3/4"	2-13/16"
2½"	3-3/16"	3-3/16"	9-1/4"	11"	5"	3-19/32"



Global Cast Angle Valves



Female Inlet

Features:

- NPT inlet thread only
- aluminum handwheel
- working pressure: **300 PSI** at 70°F (21°C)
- material: *alloy = yellow DZR brass*
- New York City Board of Standards and Appeals, approval # MEA 54-07-E

available finish:

- cast (standard)
- polished: -P
- chrome: -C
- minimum quantity for special thread consult Dixon



Inlet Female NPT	Outlet	Part #	Wt. Lbs.
1½"	1½" Male NH (NST)	AV150-I	4.10
2½"	2½" Male NH (NST)	AV250-I	9.00
2½"	2½" CSA	AV250C-I	9.00
2½"	2½" WCT	AV250W-I	9.00
2½"	2½" BAT	AV250B-I	9.00
2½"	2½" QST	AV250Q-I	9.00

Grooved Inlet

Inlet Grooved	Outlet Male NH (NST)	Part #	Wt. Lbs.
2½"	2½"	AVG250F-I	9.5

Inlet Grooved	Outlet Female NPT	Part #	Wt. Lbs.
2½"	2½"	AVGF250-I	9.5

Double Female

Features:

- NPT inlet and outlet only
- aluminum handwheel
- working pressure: **300 PSI** at 70°F (21°C)
- material: *alloy = yellow DZR brass*
- New York City Board of Standards and Appeals, approval # MEA 54-07-E

available finish:

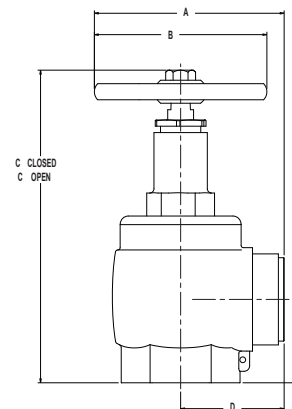
- cast (standard)
- polished = -P
- chrome = -C



Inlet Female NPT	Outlet Female NPT	Part #	Wt. Lbs.
1½"	1½"	AVF150-I	3.66
2½"	2½"	AVF250-I	9.80

Dimensions

Size	A	B	C (closed)	C (open)	D	E	Wt. in Lbs.
1½"	4.13"	3.75"	6.80"	7.78"	2.25"	1.81"	4.4
2½"	5.69"	5.00"	9.00"	10.72"	3.19"	2.59"	9.5





Global Forged Angle Hose Valves

Features:

- material: *forged brass* with a red *steel* handwheel
- to be used with a fire hose rack assembly, or as a fire department outlet connection
- U/L listed and FM approved
- for use up to **300 PSI** at 70°F (21°C)
- Polished or chrome plated parts with other outlet threads are also available. *Consult Dixon for pricing and availability.*



female x male

Inlet Female NPT	Outlet Male Thread	Part #	Wt. Lbs.
1½"	1½" NH (NST)	AV151	4.0
	1½" NYFD	AV151NYFD	4.0
2½"	2½" NH (NST)	AV251	8.0
	2½" NYC	AV251NYC	8.0
	2½" NYFD	AV251NYFD	8.0



female x female

Inlet Female NPT	Outlet Female NPT	Part #	Wt. Lbs.
1½"	1½"	AVF151	4.0
2½"	2½"	AVF251	8.0

Replacement Parts

Description	Part #	Wt. Lbs.
handwheel for 1½" valve	AV151-WR	.21
handwheel for 2½" valve	AV251-WR	1.0
handwheel nut for 1½" valve	AV151-N	.01
handwheel nut for 2½" valve	AV251-N	.01
valve seal rubber for 1½" valve	AV151-RBR	.03
valve seal rubber for 2½" valve	AV251-RBR	.10



500# Angle Hose Valves

18-157 / 18-158

Application:

The only angle hose valve designed and approved to manage 500 PSI pressures in piping systems where it is necessary to access the system for a fire hose connection. Typical applications are in fire department, gravity and pressure tank connections, test connections, and public water supplies to sprinkler and standpipe systems

Features:

- material: *cast brass* with a red *handwheel*
- FM approved
- New York City Board of Standards and Appeals, approval # MEA 54-07-E
- for use up to **500 PSI** at 70°F (21°C)



female x male

Inlet Female NPT	Outlet Male Thread	Part #	Powhatan Part #	Wt. Lbs.
2½"	2½" NH (NST)	AV5-250F	18-157-50000	12
	2½" NYFD	AV5-250NYFD	18-157-50001	12

Inlet Female NPT	Outlet Female NPT	Part #	Powhatan Part #	Wt. Lbs.
2½"	2½"	AVF5-250	18-158-50000	12

Straight Ball Drip Valves

23-148**Application:**

This valve is designed to drain the low point of a system. It should be placed between the fire department connection and the swing check valve.

Features:

- will seal automatically under pressure
- install in the vertical position only
- working pressure: **175 PSI** at 70°F (21°C)
- material: *brass*

Male NPT	Male NPT	Part #	Wt. Lbs.
1/2"	1/2"	SBDV50	.41
3/4"	3/4"	SBDV75	.47



Angled Ball Drip Valves

23-181**Features:**

- will seal automatically under pressure
- installed horizontally, the ball seats at approximately 8-10 PSI
- working pressure: **175 PSI** at 70°F (21°C)
- material: *brass*

Male NPT	Male NPT	Part #	Powhatan Part #	Wt. Lbs.
1/2"	1/2"	ASBDV50	<i>23-181-00001</i>	1.0
3/4"	3/4"	ASBDV75	<i>23-181-00002</i>	1.2



Groove x Groove Check Valves

18-460**Application:**

Single check valves are used in Fire Protection Systems to allow water flow in one direction only. Typical applications are:

- at connections between public water supplies and private fire services systems
- at the discharges from fire pumps
- at gravity tank connections
- at fire department pumper connections
- supplied with a 1/4" and 1/2" tapped NPT port below the clapper and a 1/4" tapped NPT port above the clapper

Features:

Supplied with a 1 1/2" NPT tapped boss below the clapper. Boss above the clapper may be tapped for the addition of a 1/2" NPT drain.

- material: *brass*
- for horizontal and vertical installation
- U/L listed
- For use up to **250 PSI** working pressure at 70°F (21°C)



Description	Part #	Powhatan Part #
4" groove x 4" groove	SCVV400	<i>18-460-00005</i>



Chicago Pattern Valves

18-180**Features:**

- material: *cast brass with an aluminum handwheel*
- for use up to **175 PSI** at 70°F (21°C)

Inlet Male NPT	Outlet Male	Part #	Powhatan Part #	Wt. Lbs.
1 1/2"	1 1/2" NH (NST)	CPV150F	<i>18-180-00008</i>	3.4
1 1/2"	1 1/2" NPSH	CPV150S	<i>18-180-00007</i>	3.4



Straight Globe Valves

18-217

Features:

- ideal for wet and combination systems
- used with a fire hose rack assembly, or as a fire department outlet connection
- material: cast brass with an aluminum handwheel
- for use up to **300 PSI** at 70°F (21°C)



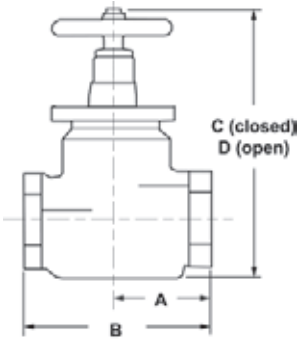
female NPT x male NH

Inlet Female	Outlet Male	Part #	Powhatan Part #	Wt. Lbs.
1½" NPT	1½" NH (NST)	SGV150F	18-217-00010	6.0
1½" CT ¹	1½" CT ¹	SGV150	---	6.0
2½" NPT	2½" NH (NST)	SGV250F	18-217-00083	9.6
2½" CT ¹	2½" CT ¹	SGV250	---	9.6

¹ ___ Customer Thread (*must specify*) refer to legend on next page

Inlet Female NPT	Outlet Female NPT	Part #	Powhatan Part #	Wt. Lbs.
1½"	1½"	SGVF150	18-217-00104	6.0
2½"	2½"	SGVF250	18-217-00082	8.0

Dimensions



Size	A	B	C (closed)	D (open)	Wt. Lbs.
1½"	2-3/8"	4-3/4"	7-1/4"	8"	5.0
2½"	3-9/32"	6-9/16"	7-3/8"	8-1/8"	9.3

Wharf Hydrants

18-251

Features:

- used to provide a fire department outlet connection
- pentagon nut at top of spindle discourages unauthorized use
- material: *cast brass*
- hydrostatically tested
- for use up to **300 PSI** at 70°F (21°C)



Inlet Female NPT	Outlet Male NH (NST)	Height Open	Height Closed	Part #	Powhatan Part #	Wt. Lbs.
3"	2½"	16.38	14.25	WHYD3025F	18-251-00008	31
4"	2½"	16.38	14.25	WHYD4025F	18-251-00015	23
4"	4½"	18.13	15.63	WHYD4045F	18-251-00017	41

Replacement Parts

Description	Part #
hand wheel	46-030-00025
pentagon hex nut	44-251-00006

Non-rising Stem Wedge Disc Gate Valves



19-281

Features:

- material: *cast brass*
- *red iron* handwheel, with *brass* cap and chain
- cap not included on the NYFD threaded valve and special threaded valves
- solid wedge disc with tapered seats
- 2½" U/L listed and FM approved
- FM approved
- working pressure: **300 PSI** at 70°F (21°C)

Inlet Female NPT	Outlet Male Thread	U/L	Part #	Powhatan Part #	Wt. Lbs.
1½"	1½" NH (NST)	no	WDGV150F	---	19.0
1½"	1½" NPSH	no	WDGV150S²	---	19.0
2½"	2½" NH (NST)	yes	WDGV250F	19-281-50000	20.3
2½"	2½" NYFD	yes	WDGV250NYFD	19-281-00007	19.0
2½"	2½" CT ¹	yes	WDGV250__	---	20.0

¹ __ Customer Thread (*must specify*) refer to legend below

² *supplied as NST product with adapter*



Not recommended for wet standpipe systems. Use AV250 (18-157) for this purpose, see page 10.

Dimensions

Size	A	B	C	D
1½"	3-49/64"	5-5/8"	1-1/8"	6-3/8"
2½"	6"	3-51/64"	2-1/2"	12-1/4"

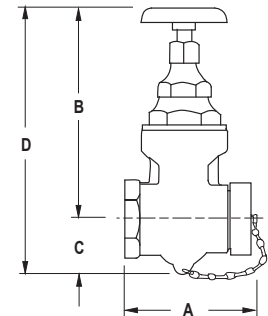


illustration represents 2½" size

Thread Legend

Initials	Common Name	Dixon Suffix	Region Normally Used	2-1/2" ODM ¹	2-1/2" TPI ²
AMA & BCT	Alberta Mutual Aid/ British Columbia Thread	B	British Columbia & Alberta	3.00	8
CSA	Canadian Standard Association	C	Ontario	3.125	5
NS1	Nova Scotia 1	NS	Nova Scotia	3.23	5
QST & QMT	Quebec Standard Thread	Q	Quebec	3.031	7
WCT	Western Canada Thread	W	Saskatchewan & Manitoba	3.25	6
GHT	Garden Hose Thread	G	North America	1 outside diameter of male 2 threads per inch	
NPS	National Pipe Straight	S			
NPT	National Pipe Tapered	T			
NST (NH)	National Standard Thread	F	Most of USA		
NYC	New York Corporation	NYC	Newark, NJ		
NYFD	New York Fire Department	NYFD	New York Fire Department		



Non-rising Stem Wedge Disc Gate Valves



Features:

- material: *forged brass, satin finish*
- red handwheel
- solid wedge disc with tapered seats
- straightway pattern
- U/L listed and FM approved
- working pressure: **300 PSI** at 70°F (21°C)
- for use on standpipes, fire pumps and hydrants

Inlet Female NPT	Outlet Male NH (NST)	Part #	Wt. Lbs.
2½"	2½"	WDGV251F	8.8
3"	2½"	WDGV3025F	9.3

Wedge Disc Gate Valves - Rising Stem

19-280



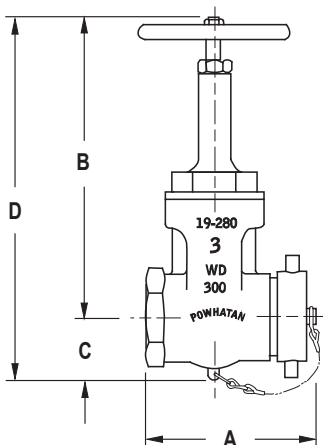
Features:

- material: *cast brass*
- red iron handwheel, with brass cap and chain
- solid wedge disc with tapered seats
- working pressure: see chart below

Inlet Female NPT	Outlet Male	WP PSI	Part #	Powhatan Part #	Wt. Lbs.
2½"	2½" NH (NST)	200	RWDGV250F	19-280-50000	19.0
2½"	2½" CT ¹		RWDGV250	---	19.0
3"	2½" NH (NST)	300	RWDGV3025F ²	19-280-50001	20.3
3"	2½" CT ¹		RWDGV3025	---	20.0

¹ ___ Customer Thread (*must specify*) refer to legend on page 169

² U/L listed



Dimensions

Size	A	B closed	C	D closed	D open
2½"	6-1/2"	11	2-1/2"	13-1/2"	16-1/4"
3" x 2½"	6-3/16"	11	2-1/2"	13-1/2"	16-1/4"



Not recommended for wet standpipe systems. Use AV250 (18-157) for this purpose, see page 10.



Plain Wye with Pin Lugs

04-106

Features:

- material: *cast brass*
- divides one stream into two

Inlet Female	(2) Outlets Male	Part #	Wt. Lbs.
1½" NH (NST)	1½" NH (NST)	PW15F15F	3.0
1½" NPSH	1½" NPSH	PW15S15S	3.0
1½" CT ¹	1½" CT ¹	PW15_15	3.0
2½" NH (NST)	1½" NH (NST)	PW25F15F	5.5
2½" CT ¹	1½" NPSH	PW25_15S	5.5
2½" CT ¹	1½" NH (NST)	PW25_15F	5.5
2½"	2½"	PW25F25F	6.8
2½" CT ¹	2½" CT ¹	PW25_25	6.8



¹ ___ Customer Thread (*must specify*) refer to legend on page 169

Hydrant DiffuserNEW
FOR 2013**Features:**

- powder coated red
- carbon steel bodies, brass swivels with full 360 degree rotation
- flow can be directed to your desired position while flushing the hydrant
- specially designed outlet reduces high velocity discharge to a slower diffused pattern, protecting landscape and traffic

Female NH (NST)	Part #	Wt. Lbs.
2½"	HD250F	14
4"	HD400F	26
4½"	HD450F	26

**Single Hydrant Gate Valves with Handwheel** **Application:**

The primary purpose of a single hydrant gate valve is to protect fire hydrants from damage that can occur if they are used for throttling.

Features:

- pin lug swivel, non-rising stem, red handwheel
- material: *forged brass*
- metal to metal seal
- U/L listed
- for use on hydrants, standpipes, and fire pumps
- for use up to **300 PSI** (water only) at 70°F (21°C)

Inlet Female NH (NST)	Outlet Male	Part #	Wt. Lbs.
2½"	2½" NH (NST)	HGVW250F	8.7
2½"	2½" NYFD	HGVW250NYFD	8.7

**Replacement Part**

Description	Part #	Wt. Lbs.
hand wheel	HGVW250-W	.35



Single Hydrant Gate Valves with Hand Wheel

Application:

The hydrant gate valve is used to throttle the flow from a fire hydrant without damaging the hydrant itself.

Features:

- material: *cast red brass*
- O-ring seal
- U/L listed
- for use on standpipes and fire pumps where U/L listing is required
- for use up to **175 PSI** (water only) at 70°F (21°C)



Inlet Female	Outlet Male	Part #	Wt. Lbs.
2½" NH (NST)	2½" NH (NST)	UHGV250F	9.0
2½" NH (NST)	2½" NH (NST)	UHGV250F-D	9.0
2½" CT ¹	2½" CT ¹	UHGV250__	9.0

¹__ Customer Thread (*must specify*) refer to legend on page 169

Replacement Part

Description	Part #	Wt. Lbs.
hand wheel	UHGV250-W	.25

Single Hydrant Gate Valves with Speed Handle

05-116

Application:

The hydrant gate valve is used to throttle the flow from a fire hydrant without damaging the hydrant itself.

Features:

- pin lug swivel, non-rising stem, aluminum speed handle
- material: *cast brass*
- rubber seal
- for use on hydrants, standpipes, and fire pumps
- for use up to **175 PSI** (water only) at 70°F (21°C)



Inlet Female	Outlet Male	Part #	Wt. Lbs.
2½" NH (NST)	2½" NH (NST)	HGV250F	8.8
2½" NH (NST)	2½" NH (NST)	HGV250F-D	8.8
2½" NH (NST)	2½" NPSH	HGV250	8.6
2½" CT ¹	2½" CT ¹	HGV250__	

¹__ Customer Thread (*must specify*) refer to legend on page 169

Replacement Part

Description	Part #	Wt. Lbs.
aluminum speed handle	HGV250-H	.20

Sprinkler Hose Valve



18-252

Features:

- material: *cast brass valve with an aluminum wheel*
- U/L listed and FM approved for automatic sprinkler and standpipe systems
- working pressure: **175 PSI** (water only) at 70°F (21°C)

Inlet Male NPT	Outlet Male NH (NST)	Part #	Powhatan Part #	Wt. Lbs.
1"	1½"	ASHV1015F	18-252-00002	4.0



Test and Drain Valves

Features:

The Test and Drain valve combines the functions of testing and draining the system into one valve.

- A test connection not less than 1" (25 mm) in diameter, terminating a smooth bore corrosion resistant orifice, given a flow equivalent to one sprinkler of a type having the smallest orifice installed on the particular system, shall be provided to test each waterflow alarm device for each system. The test connection valve shall be readily accessible. The discharge shall be to the outside, to a drain connection capable of accepting full flow under system pressure or to another location where water damage will not result.
- All sprinkler pipes and fittings should be installed so that the system may be drained. Three positions OFF – TEST – DRAIN. These valves have a green indicator which illustrates an open or closed position from 50 ft distance.

Inlet	Port Orifice	Part #	Wt. Lbs.
1" FNPT	½"	TDV100	3.2
1¼" FNPT	½"	TDV125	3.4



Sprinkler Line Tester

**Application:**

For installing the last sprinkler head on system branch lines, controls water flow for flushing or testing of the system. When the wet pipe sprinkler system operates, the water flow in the pipes is at a relatively low velocity. Friction loss increases with the age of the sprinkler piping, up to 100 percent after 15 years. The accumulation of sediment and foreign objects in sprinkler systems can be prevented by flushing the supply mains to the systems through the hydrants at least semiannually. The National Board of Fire Underwriters recommends that sprinkler branch line flow tests be conducted from the extremities of the branch lines (at the end of the sprinkler system) to determine obstructions in the lines and to clean them of sediments or foreign materials that may be carried into the system by the flow of water.

Features:

- material: *brass*
- U/L Listed and FM approved
- 1" NPT female inlet
- 1" NPSH male outlet with NPSH cap and chain
- ½" sprinkler head connection

Inlet	Part #	Wt. Lbs.
1" FNPT	SLT10050	1.0



1/4 Turn Plug Type Wye Valves

06-175

Features:

- pin lug swivel
- material: *cast brass*
- for use up to **175 PSI** (water only) at 70°F (21°C)

 *Not recommended for charged pre-connected hose*



Inlet Female NH (NST)	(2) Outlets Male	Part #	Powhatan Part #	Wt. Lbs.
2 1/2"	1 1/2" NH (NST)	S6175	06-175-00212	9.0
2 1/2"	1 1/2" NPSH	S6175S	06-175-00223	9.0

Replacement Part

Description	Part #	Wt. Lbs.
handle	S6175-H	.35

1/4 Turn Ball Type Wye Valves

07-337

Features:

- material: *cast brass*
- rocker lug swivel
- operates easily under high pressure
- handles not field replaceable
- for use up to **175 PSI** (water only) at 70°F (21°C)
- meets NSN specifications # 4210-00-255-0234



Inlet Female	(2) Outlets Male	Part #	Powhatan Part #	Wt. Lbs.
2 1/2" NH (NST)	1 1/2" NPSH	S7337S	07-337-00196	12
2 1/2" CT ¹	1 1/2" NPSH	S7337__S	---	12

¹__ Customer Thread (*must specify*) refer to legend on page 169

Full Flow 1/4 Turn Ball Type Wye Valves

07-100

Features:

- recommended for charged pre-connected hose lines
- material: *cast brass*
- pin lug swivel
- for use up to **175 PSI** (water only) at 70°F (21°C)



Female Swivel	(2) Male	Part #	Wt. Lbs.
1 1/2" NPSH	1 1/2" NPSH	S7100-15S	10
1 1/2" NST	1 1/2" NST	S7100-15	10
2 1/2" NST	1 1/2" NST	S7100	11
2 1/2" CT	1 1/2" NPSH	S7100__S	11

¹__ Customer Thread (*must specify*) refer to legend on page 169

Leader Line 1/4 Turn Ball Type Wye Valve

Features:

- body painted red with chrome trim
- material: *brass*
- for use up to **400 PSI** (water only) at 70°F (21°C)



Female NH (NST)	(2) Male NH (NST)	Part #	Wt. Lbs.
2 1/2"	1 1/2"	LLBV2515F	6.0

Dixon Northline Hydrant Gate Valves with Speed Handle

Application:

The primary purpose of a single hydrant gate valve is to protect fire hydrants from damage that can occur if they are used for throttling.

Features:

- full 2½" waterway
- material: body of valve - high strength *aluminum alloy, 356-T6*
- hardcoat anodized throughout - minimum thickness 0.001 inch
- **250 PSI** test pressure, **100 PSI** working pressure at 70°F (21°C)



Inlet Female Swivel	Outlet Male	Part #	Wt. Lbs.
2½" NPSH	2½" NPSH	AHGV250S	5.0
2½" NST	2½" NST	AHGV250F	5.0
2½" CSA	2½" CSA	AHGV250C	5.0
2½" BAT	2½" BAT	AHGV250B	5.0
2½" WCT	2½" WCT	AHGV250W	5.0
2½" QST	2½" QST	AHGV250Q	5.0
2½" NS1	2½" NS1	AHGV250NS	5.0

Replacement Part

Description	Part #	Wt. Lbs.
handwheel and knob	HGV-HDWHL	1.0
knob only	HGV-KNOB	.25

Global Hydrant Gate Valve with Speed Handle

Application:

The primary purpose of a single hydrant gate valve is to protect fire hydrants from damage that can occur if they are used for throttling.

Features:

- pin lug swivel, non-rising stem, aluminum speed handle
- material: *aluminum*
- non-metallic seal
- for use up to **175 PSI** (water only) at 70°F (21°C)



Inlet Female NH (NST)	Outlet Male NH (NST)	Part #	Wt. Lbs.
2½"	2½"	AHGV250F-I	3.75

Replacement Part

Description	Part #	Wt. Lbs.
aluminum speed handle	AHGV250F-H	1.0

Dixon Northline LDH Gate Valves Large Diameter (LDH)

Application:

These gate valves can be used on the suction intake and discharge sides of a pumper or on a hydrant.

Features:

- non-rising stem, with an air bleed off.
- available with Storz or threaded combinations
- 30° elbow, and needs only 8 easy turns to open and close.
- up to **280 PSI** without relief valve at 70°F (21°C)
- 4½" minimum waterway
- material: *high strength aluminum alloy, 356-T6*
- finish hardcoat anodized throughout - minimum thickness 0.001"

B
Aluminum
Valves &
Wyes



Storz x Storz

Storz	Storz	Part #	Length	Width	Height	Wt. Lbs.
4"	4"	SGV440	9"	6.25"	19.5"	16.5
4"	5"	SGV450	9"	7.75"	19.5"	16.5
5"	4"	SGV540	9"	7.75"	19.5"	20.0
5"	5"	SGV550	9"	7.75"	19.5"	20.0

Note: all measurements include handles



Storz x Storz 30° with PRV

Storz	Storz	Part #	Length	Width	Height	Wt. Lbs.
4"	4"	SGV30-440	9.0"	6.25"	20.0"	16.5
4"	5"	SGV30-450	9.0"	7.75"	20.0"	16.5
5"	4"	SGV30-540	9.0"	7.75"	20.0"	20.0
5"	5"	SGV30-550	9.0"	7.75"	20.0"	20.0

Note: all measurements include handles



Storz x Female Swivel

Inlet Storz	Outlet Female NST Swivel	Part #	Length	Width	Height	Wt. Lbs.
4"	4"	FSGV440F	9"	6.0"	19.5"	18.5
4"	4½"	FSGV445F	9"	6.5"	19.5"	18.5
4"	5"	FSGV450F	9"	7.0"	19.5"	18.5
4"	6"	FSGV460F	9"	8.0"	19.5"	19.0
5"	4"	FSGV540F	9"	6.0"	19.5"	20.0
5"	4½"	FSGV545F	9"	6.5"	19.5"	20.0
5"	5"	FSGV550F	9"	7.0"	19.5"	20.0
5"	6"	FSGV560F	9"	8.0"	19.5"	21.0

Note: all measurements include handles

Dixon Northline LDH Gate Valves Large Diameter (LDH)

Female x Male

Female	Male	Part #	Length	Width	Height	Wt. Lbs.
4"	4"	FMGV40__40__ ¹	9.0"	6.25"	19.5"	16.5
4"	4½"	FMGV40__45__ ¹	9.0"	6.50"	19.5"	16.5
4"	5"	FMGV40__50__ ¹	9.0"	7.75"	19.5"	16.5
4"	6"	FMGV40__60__ ¹	9.0"	7.75"	19.5"	19.0
4½"	4"	FMGV45__40__ ¹	9.0"	7.75"	19.5"	18.5
4½"	4½"	FMGV45__45__ ¹	9.0"	7.75"	19.5"	18.5
4½"	5"	FMGV45__50__ ¹	9.0"	7.75"	19.5"	18.5
4½"	6"	FMGV45__60__ ¹	9.0"	7.75"	19.5"	19.0
5"	4"	FMGV50__40__ ¹	9.0"	7.75"	19.5"	20.0
5"	4½"	FMGV50__45__ ¹	9.0"	7.75"	19.5"	20.0
5"	5"	FMGV50__50__ ¹	9.0"	7.75"	19.5"	20.0
5"	6"	FMGV50__60__ ¹	9.0"	7.75"	19.5"	21.0
6"	6"	FMGV60__60__ ¹	9.0"	7.75"	19.5"	22.0

¹__Customer Thread (*must specify*) refer to legend on page 169
Note: all measurements include handles



Storz x 30° Female Swivel

Storz	Female NST Swivel	Part #	Length	Width	Height	Wt. Lbs.
4"	4"	FSGVR30-440F	9.0"	6.0"	19.5"	21.0
4"	4½"	FSGVR30-445F	9.0"	6.5"	19.5"	21.0
4"	5"	FSGVR30-450F	9.0"	7.0"	19.5"	21.5
4"	6"	FSGVR30-460F	9.0"	8.0"	19.5"	21.5
5"	4"	FSGVR30-540F	9.0"	6.0"	19.5"	22.0
5"	4½"	FSGVR30-545F	9.0"	6.5"	19.5"	22.0
5"	5"	FSGVR30-550F	9.0"	7.0"	19.5"	22.5
5"	6"	FSGVR30-560F	9.0"	8.0"	19.5"	22.5

Note: all measurements include handles
Order without **R** to purchase without relief valve. Consult Dixon for pricing.



with pressure relief valve

Replacement Handle for LDH Valves

Description	Part #	Wt. Lbs.
handwheel and knob	GV-HDWHL	1.0
knob only	GV-KNOB	.25

Dixon Northline LDH Gate Valves Large Diameter (LDH)

Female x Male 30° Swivel



Female	Male	Part #	Length	Width	Height	Wt. Lbs.
4"	4"	FMGV30-40__40__ ¹	10.0"	6.0"	19.5"	21.0
4"	4½"	FMGV30-40__45__ ¹	10.0"	6.5"	19.5"	21.0
4"	5"	FMGV30-40__50__ ¹	10.0"	7.0"	19.5"	21.5
4"	6"	FMGV30-40__60__ ¹	10.0"	8.0"	19.5"	21.5
4½"	4"	FMGV30-45__40__ ¹	10.0"	6.0"	19.5"	22.0
4½"	4½"	FMGV30-45__45__ ¹	10.0"	6.5"	19.5"	22.0
4½"	5"	FMGV30-45__50__ ¹	10.0"	7.0"	19.5"	22.5
4½"	6"	FMGV30-45__60__ ¹	10.0"	8.0"	19.5"	22.5
5"	4"	FMGV30-50__40__ ¹	10.0"	6.0"	19.5"	23.0
5"	4½"	FMGV30-50__45__ ¹	10.0"	6.5"	19.5"	23.0
5"	5"	FMGV30-50__50__ ¹	10.0"	7.0"	19.5"	23.0
5"	6"	FMGV30-50__60__ ¹	10.0"	7.5"	19.5"	23.0
6"	6"	FMGV30-60__60__ ¹	10.0"	8.0"	19.5"	23.0

¹ Customer Thread (*must specify*) refer to legend on page 169

Note: all measurements include handles

Add "R" to above part number if pressure relief valve required - (FMGVR30)

Dixon Northline Direct Mount Relief Valves



- 0-200 PSI pressure relief valve

Part #	Description
RV250	pressure relief valve only
MRV250	pressure relief valve with 2½" male thread
FRV250	pressure relief valve with 2½" female swivel thread

Dixon Northline Hydrant Boosters

Application:

These valves can be used as a hydrant booster and also for inline pumping. Initially the valve is connected to the hydrant and water can be pumped directly from the hydrant to the fire. If pressure is low, the valve can have a second pumper connected to it without interrupting flow. There is also a third position, allowing emergency shut-down.

Features:

- up to **280 PSI** without relief valve at 70°F (21°C)
- 4½" minimum waterway
- material: *high strength aluminum alloy, 356-T6*
- finish hardcoat anodized throughout - minimum thickness 0.001"



Storz	Female NST Swivel	Part #	Length	Width	Height	Wt. Lbs.
(3) 4" Storz	5"	FSHV450F	13.5"	19.5"	12.75"	34
(3) 5" Storz	4½"	FSHV545F	13.5"	19.5"	12.75"	36
(3) 5" Storz	5"	FSHV550F	13.5"	19.5"	12.75"	36

Note: all measurements include handles

Dixon Northline Piston Intake Relief Valves

Application:

This valve is complete with a 30° elbow (permitting smoother water flow), adjustable relief valve, retractable knob on hand wheel and air bleed off. The valve permits safe controlled flow to the intake pump and can also be used to draft. It is available with a Storz or threaded combination and needs only 9 easy turns to open and close.

Features:

- up to **280 PSI** without relief valve at 70°F (21°C)
- 4½" minimum waterway
- material: *high strength aluminum alloy, 356-T6*
- finish hardcoat anodized throughout - minimum thickness 0.001"
- relief valve - double spring, cartridge type, adjustable from **50 to 200 PSI**

Storz	Female Swivel NST	Part #	Length	Width	Height	Wt. Lbs.
4"	4"	FSGR440F	12.0"	8.0"	17.0"	25.0
4"	4½"	FSGR445F	12.0"	8.0"	17.0"	25.0
4"	5"	FSGR450F	12.0"	8.0"	17.0"	24.0
4"	6"	FSGR460F	12.0"	8.0"	17.0"	24.0
5"	4"	FSGR540F	12.0"	8.0"	17.0"	25.5
5"	4½"	FSGR545F	12.0"	8.0"	17.0"	25.5
5"	5"	FSGR550F	12.0"	8.0"	17.0"	24.5
5"	6"	FSGR560F	12.0"	8.0"	17.0"	24.5



Female Swivel NST	Male NST	Part #	Length	Width	Height	Wt. Lbs.
4"	4"	FMGR40F40F	12.0"	8.0"	17.0"	25.0
4"	4½"	FMGR40F45F	12.0"	8.0"	17.0"	25.0
4"	5"	FMGR40F50F	12.0"	8.0"	17.0"	24.0
4"	6"	FMGR40F60F	12.0"	8.0"	17.0"	24.0
4½"	4"	FMGR45F40F	12.0"	8.0"	17.0"	25.5
4½"	4½"	FMGR45F45F	12.0"	8.0"	17.0"	25.5
4½"	5"	FMGR45F50F	12.0"	8.0"	17.0"	24.5
4½"	6"	FMGR45F60F	12.0"	8.0"	17.0"	24.5
5"	4"	FMGR50F40F	12.0"	8.0"	17.0"	25.5
5"	4½"	FMGR50F45F	12.0"	8.0"	17.0"	25.5
5"	5"	FMGR50F50F	12.0"	8.0"	17.0"	25.5
5"	6"	FMGR50F60F	12.0"	8.0"	17.0"	26.0
6"	6"	FMGR60F60F	12.0"	8.0"	17.0"	26.0



Replacement Handle for Piston Intake Valves

Description	Part #	Wt. Lbs.
handwheel and knob	PV-HDWHL	1.0
knob only	PV-KNOB	.25

Dixon Northline 2-Way Ball Valves

Application:

This valve will feed two smaller attack lines from one large diameter supply line. The 2½" outlet is a gated ball valve resulting in a safe controlled flow of water.

Features:

The compact 2-way ball valve comes complete with a carrying handle and is available with a Storz or threaded combinations.

- it can be used to distribute water in the opposite direction
- up to **280 PSI** working pressure without relief valve at 70°F (21°C)
- water way: inlet side - 4½" maximum, 2 outlets - 2½" maximum
- material: *high strength aluminum alloy, 356-T6*
- finish hardcoat anodized throughout - minimum thickness 0.001"

Storz Inlet with (2) Outlets



Inlet Storz	Outlet Male	Part #	Length	Width	Height	Wt. Lbs.
2½"	2½"	MSBV2525 ___ ¹	9.0"	8.0"	7.0"	6.5
3"	2½"	MSBV325 ___ ¹	9.0"	8.50"	7.0"	6.0
4"	2½"	MSBV425 ___ ¹	12.0"	9.75"	9.0"	13.0
5"	2½"	MSBV525 ___ ¹	12.5"	9.75"	9.0"	15.0
6"	2½"	MSBV625 ___ ¹	12.5"	10.25"	9.0"	15.5



Inlet Storz	(2) Outlet Storz	Part #	Length	Width	Height	Wt. Lbs.
2½"	2½"	SBV2525	9.0"	8.00"	7.0"	5.5
3"	2½"	SBV325	9.0"	8.50"	7.0"	6.5
4"	2½"	SBV425	12.0"	9.75"	9.0"	14.5
5"	2½"	SBV525	12.5"	12.00"	9.0"	17.0
6"	2½"	SBV625	13.0"	12.00"	9.0"	19.0

Inlet Storz	(2) Outlet Female	Part #	Length	Width	Height	Wt. Lbs.
2½"	2½"	FSBV2525 ___ ¹	9.0"	8.0"	7.0"	6.5
3"	2½"	FSBV325 ___ ¹	9.0"	8.5"	7.0"	6.0
4"	2½"	FSBV425 ___ ¹	12.0"	11.5"	9.0"	15.0
5"	2½"	FSBV525 ___ ¹	12.5"	11.5"	9.0"	17.0
6"	2½"	FSBV625 ___ ¹	13.0"	12.0"	9.0"	19.0

¹ ___ Customer Thread (*must specify*) refer to legend on next page

Note: all measurements include handles

Female Swivel Inlet with (2) Male Outlets



Inlet Female Swivel	(2) Outlet Male	Part #
2½"	1½"	FMBV25 ___ 15 ___ ¹
2½"	2½"	FMBV25 ___ 25 ___ ¹
3"	2½"	FMBV30 ___ 25 ___ ¹
4"	2½"	FMBV40 ___ 25 ___ ¹
4½"	2½"	FMBV45 ___ 25 ___ ¹
5"	2½"	FMBV50 ___ 25 ___ ¹
6"	2½"	FMBV60 ___ 25 ___ ¹

¹ ___ Customer Thread (*must specify*) refer to legend on next page

Note: all measurements include handles

Dixon Northline Jumbo Ball Valves

Application:

This valve is used to feed multiple large diameter lines with one large diameter line. Two large gated outlets help control the flow of water and provide easy shutdown. The valve is equipped with a relief valve and is available with Storz fittings or threaded combinations.

Features:

- up to **280 PSI** working pressure without relief valve at 70°F (21°C)
- water way: inlet side - 4½" maximum, 2 outlets - 2½" maximum
- material: *high strength aluminum alloy, 356-T6*
- finish hardcoat anodized throughout - minimum thickness 0.001"
- relief valve - double spring, cartridge type, adjustable from 50 to 200 PSI



Inlet Storz	(2) Outlet Storz	Part #	Length	Width	Height	Wt. Lbs.
4"	4"	SJBV440	19.5"	18"	11"	52.0
5"	4"	SJBV540	19.5"	18"	11"	52.5
5"	5"	SJBV550	19.5"	18"	11"	56.5

Dixon Northline 3-Way Ball Valves

Application:

This valve will feed three smaller attack lines from one large diameter supply line.

Features:

The three 2½" outlets are gated ball valves resulting in a safe controlled flow of water. The valve is equipped with an adjustable relief valve or can be capped off if a relief is not needed. It is complete with a carrying handle and is available with Storz fittings, male or female threads.

- up to **280 PSI** working pressure without relief valve at 70°F (21°C)
- water way: inlet side - 4½" maximum, 3 outlets - 2½" maximum
- material: *high strength aluminum alloy, 356-T6*
- finish hardcoat anodized throughout - minimum thickness 0.001"
- relief valve - double spring, cartridge type, adjustable from 50 to 200 PSI

Inlet Storz	(3) Outlet	Part #	Length	Width	Height	Wt. Lbs.
4"	2½" Male	MSBVR3-425 ¹	16.25"	17"	11"	28.0
5"	2½" Male	MSBVR3-525 ¹	16.25"	17"	11"	29.0
6"	2½" Male	MSBVR3-625 ¹	16.25"	17"	11"	30.0
4"	2½" Female	FSBVR3-425 ¹	16.25"	17"	11"	31.0
5"	2½" Female	FSBVR3-525 ¹	16.25"	17"	11"	31.5
6"	2½" Female	FSBVR3-625 ¹	16.25"	17"	11"	32.0



¹ ___ Customer Thread (*must specify*) refer to legend below

Note: all measurements include handles

Thread Legend

Initials	Common Name	Dixon Suffix	Region Normally Used	2-1/2" ODM ¹	2-1/2" TPI ²
AMA & BCT	Alberta Mutual Aid/ British Columbia Thread	B	British Columbia & Alberta	3.00	8
CSA	Canadian Standard Association	C	Ontario	3.125	5
NS1	Nova Scotia 1	NS	Nova Scotia	3.23	5
QST & QMT	Quebec Standard Thread	Q	Quebec	3.031	7
WCT	Western Canada Thread	W	Saskatchewan & Manitoba	3.25	6
GHT	Garden Hose Thread	G	North America	¹ outside diameter of male ² threads per inch	
NPS	National Pipe Straight	S			
NPT	National Pipe Tapered	T			
NST (NH)	National Standard Thread	F	Most of USA		
NYC	New York Corporation	NYC	Newark, NJ		
NYFD	New York Fire Department	NYFD	New York Fire Department		

Dixon Northline 5-Way Manifolds

Application:

This valve is made from lightweight aluminum alloy and is hard anodized for a longer life span. It can be used to supply multiple attack lines with one large diameter line. The compact unit contains one large gated outlet, four 2½" gated outlets, pressure gauge, adjustable relief valve, and carrying handle built into the body. It is available with Storz fittings, male or female threads.

Features:

- up to **280 PSI** working pressure without relief valve at 70°F (21°C)
- water way: inlet side- 4½" maximum, 1 outlet - 4½" maximum, 4 outlets - 2½" maximum
- material: *high strength aluminum alloy, 356-T6*
- finish hardcoat anodized throughout: minimum thickness 0.001"
- pressure gauge: March instruments Mfg., glycerine filled, PSI/KPA readings
- relief valve: double spring, cartridge type, adjustable from 50 to 200 PSI



Inlet Storz	(1) Outlet Storz	(4) Outlet Gated	Part #	Length	Width	Height	Wt. Lbs.
4"	4"	2½"	MSMG425 ¹	21"	25"	12.5"	46.5
5"	5"	2½"	MSMG525 ¹	21"	25"	12.5"	50.0
6"	6"	2½"	MSMG625 ¹	21"	25"	12.5"	54.0

Note: all measurements include handles

¹ ___ Customer Thread (*must specify*) refer to legend on page 169

Dixon Northline Butterfly Valves

Application:

This valve is made from lightweight aluminum flanges that are hard anodized to provide a longer life span. It permits safe controlled flow to the intake pump and can be used for draft situations. The body wafer is lightweight aluminum cast 356-T6 with standard 10 position lever handle. It comes furnished with a ¾" push-pull drain valve.

Features:

- Up to **150-300 PSI** working pressure at 70°F (21°C)
- water way: 4½", 5", and 6" maximum
- materials: *body of valve: ASTN A-126 cast iron with standard 10-position locking style lever, ¾" push-pull drain valve, seat-buna*
- finish hardcoat anodized cast aluminum bolt flanges - minimum thickness 0.001"



Butterfly Valves - Male x Female Swivel

Male NST	Female NST Swivel	Part #	Length	Width	Height	Wt. Lbs.
4"	4"	FMBTFLY40F40F	9.5"	11.0"	18.0"	35.0
4"	4½"	FMBTFLY40F45F	9.5"	11.0"	18.0"	35.0
4"	5"	FMBTFLY40F50F	9.5"	11.0"	18.0"	35.0
4"	6"	FMBTFLY40F60F	9.5"	11.0"	18.0"	35.0
4½"	4"	FMBTFLY45F40F	9.5"	11.0"	18.0"	40.0
4½"	4½"	FMBTFLY45F45F	9.5"	11.0"	18.0"	40.0
4½"	5"	FMBTFLY45F50F	9.5"	11.0"	18.0"	40.0
4½"	6"	FMBTFLY45F60F	9.5"	11.0"	18.0"	40.0
5	4"	FMBTFLY50F40F	9.5"	11.0"	18.0"	45.0
5	4½"	FMBTFLY50F45F	9.5"	11.0"	18.0"	45.0
5	5"	FMBTFLY50F50F	9.5"	11.0"	18.0"	45.0
5	6"	FMBTFLY50F60F	9.5"	11.0"	18.0"	45.0
6	6"	FMBTFLY60F60F	9.5"	13.0"	18.0"	45.0

Note: Lever handle to center valve is 10¼". This unit can be used in either direction i.e.: inlet/outlet.

Dixon Northline Butterfly Valves

Application:

This valve is made from lightweight aluminum flanges that are hard anodized to provide a longer life span. It permits safe controlled flow to the intake pump and can be used for draft situations.

Features:

- Up to **150-300 PSI** working pressure at 70°F (21°C)
- water way: 4½", 5", and 6" maximum
- materials: *ASTN A-126 cast iron* with standard 10-position locking style lever, body wafer is *lightweight aluminum cast 356-T6 ¾"* push-pull drain valve, *seat-buna*
- finish *hardcoat anodized cast aluminum bolt flanges* - minimum thickness 0.001"

Butterfly Valves - Storz x Female Swivel

Storz	Female NST Swivel	Part #	Length	Width	Height	Wt. Lbs.
4"	4"	SFBTFLY4040F	9.5"	11.0"	18.0"	40.0
4"	4½"	SFBTFLY4045F	9.5"	11.0"	18.0"	40.0
4"	5	SFBTFLY4050F	9.5"	11.0"	18.0"	40.0
4"	6	SFBTFLY4060F	9.5"	11.0"	18.0"	40.0
5	4	SFBTFLY5040F	9.5"	11.0"	18.0"	45.0
5	4½"	SFBTFLY5045F	9.5"	11.0"	18.0"	45.0
5	5	SFBTFLY5050F	9.5"	11.0"	18.0"	45.0
5	6	SFBTFLY5060F	9.5"	11.0"	18.0"	45.0
6	4	SFBTFLY6040F	9.5"	13.0"	18.0"	45.0
6	4½"	SFBTFLY6045F	9.5"	13.0"	18.0"	45.0
6	5	SFBTFLY6050F	9.5"	13.0"	18.0"	45.0
6	6	SFBTFLY6060F	9.5"	13.0"	18.0"	45.0



Note: Lever handle to center valve is 10¼". This unit can be used in either direction i.e.: inlet/outlet.

Plain Wye with Rocker Lugs

Features:

- materials: *aluminum*
- divides one stream into two
- female swivel, two male outlets

Inlet Female thread	(2) Outlets Male	Part #	Wt. Lbs.
1" NPSH	1" NPSH	ARPW10S10S	1.1
1½" NH (NST)	1" NPSH	ARPW15F10S	1.07
1½" NPSH	1" NPSH	ARPW15S10S	---
2½" NH (NST)	1½" NH (NST)	ARPW25F15F	---
2½" NH (NST)	1½" NH (NST)	ARPW25F25F	---



Forestry Grade Aluminum ¼ Turn Ball Type Wye Valves

Features:

- materials: *cast aluminum*, swivel inlet, anodized body, hard-coated threads
- built to United States Forest Service specifications
- 1" and 1½" for use up to **600 PSI** (water/AFFF only) at 70°F (21°C)
- 2½" for use up to **400 PSI** (water/AFFF only) at 70°F (21°C)

Female Thread	(2) Male Threads	Part #	Wt. Lbs.
1½" NH (NST)	1½" NH (NST)	FWV15F15F	3.66
1½" NPSH	1½" NPSH	FWV15S15S	---
2½" NH (NST)	1½" NH (NST)	FWV25F15F	4.0
2½" NH (NST)	2½" NH (NST)	FWV25F25F	11.3



Dixon Northline 2-Way Siamese

Application:

This lightweight, compact Wye is used to supply large diameter hose from two smaller lines. It comes complete with clapper (removable if required), swivel Storz connection and (2) 2½" female swivels. The Siamese is hard coat anodized throughout. It can be used to distribute water in the opposite direction.

Features:

- up to **280 PSI** working pressure without relief valve at 70°F (21°C)
- water way: 2 inlet side - 2½" maximum, 1 outlet - 4½" maximum
- material: *high strength aluminum alloy, 356-T6*
- finish hardcoat anodized throughout - minimum thickness 0.001"



Storz x (2) female swivel

Inlet Storz	(2) Inlet	Part #	Length	Width	Height	Wt. Lbs.
4"	2½" Female Swivel	FSSV425 ___ ¹	9.50"	9.25"	6.0"	8.0
5"	2½" Female Swivel	FSSV525 ___ ¹	10.00"	9.00"	7.5"	9.5
6"	2½" Female Swivel	FSSV625 ___ ¹	10.00"	9.00"	8.0"	9.5
4"	2½" Male	MSSV425 ___ ¹	9.25"	8.00"	6.0"	7.0
5"	2½" Male	MSSV525 ___ ¹	9.50"	8.00"	7.5"	8.5
6"	2½" Male	MSSV625 ___ ¹	9.50"	8.00"	8.0"	8.5
4"	2½" Storz	SSV425	8.75"	9.50"	6.0"	8.0
5"	2½" Storz	SSV525	9.50"	9.50"	7.5"	9.0
6"	2½" Storz	SSV625	10.25"	9.50"	9.0"	10.0

¹ ___ Customer Thread (*must specify*) refer to legend on page 169

Dixon Northline 3-Way Siamese

Application:

This lightweight, compact 3 way Siamese is used to supply large diameter hose from multiple smaller lines. It has a convenient carrying handle built on to the body. This Siamese is available with Storz connections or threaded combinations. It can be used to distribute water in the opposite direction.

Features:

- up to **280 PSI** working pressure without relief valve at 70°F (21°C)
- water way: 3 inlet side - 2½" maximum, 1 outlet - 4½" maximum.
- material: *high strength aluminum alloy, 356-T6*
- finish hardcoat anodized throughout - minimum thickness 0.001"



Storz x (3) female swivel

Inlet Storz	(3) Inlet	Part #	Length	Width	Height	Wt. Lbs.
4"	2½" Female Swivel	FSSV3-425 ___ ¹	12.50"	13.75"	7.5"	15.0
5"	2½" Female Swivel	FSSV3-525 ___ ¹	12.50"	13.75"	8.0"	16.5
6"	2½" Female Swivel	FSSV3-625 ___ ¹	12.50"	13.75"	8.0"	17.0
4"	2½" Male	MSSV3-425 ___ ¹	11.75"	13.25"	7.5"	13.5
5"	2½" Male	MSSV3-525 ___ ¹	11.75"	13.25"	8.0"	14.5
6"	2½" Male	MSSV3-625 ___ ¹	11.75"	13.25"	8.0"	15.0
4"	2½" Storz	SSV3-425	11.50"	13.75"	7.5"	14.5
5"	2½" Storz	SSV3-525	11.50"	13.75"	8.0"	15.5
6"	2½" Storz	SSV3-625	11.50"	13.75"	8.5"	16.5

¹ ___ Customer Thread (*must specify*) refer to legend on page 169

Dixon Northline 4-Way Siamese

Application:

This lightweight, compact 4 way Siamese is used to supply large diameter hose from multiple smaller lines. It has a convenient carrying handle built on to the body. This Siamese is available with Storz connections or threaded combinations. It can be used to distribute water in the opposite direction.

Features:

- up to **280 PSI** working pressure without relief valve at 70°F (21°C)
- water way: 4 inlet side - 2½" maximum, 1 outlet - 4½" maximum.
- material: high strength *aluminum alloy, 356-T6*
- finish hardcoat anodized throughout - minimum thickness 0.001"

Inlet Storz	(4) Inlet	Part #	Length	Width	Height	Wt. Lbs.
4"	2½" Female Swivel	FSSV4-425 ¹	13.50"	18.00"	7.5"	19.0
5"	2½" Female Swivel	FSSV4-525 ¹	13.50"	18.00"	8.0"	19.5
6"	2½" Female Swivel	FSSV4-625 ¹	13.50"	18.00"	8.0"	19.5
4"	2½" Male	MSSV4-425 ¹	12.75"	16.75"	7.5"	17.0
5"	2½" Male	MSSV4-525 ¹	12.75"	16.75"	8.0"	17.5
6"	2½" Male	MSSV4-625 ¹	12.75"	16.75"	8.0"	17.5
4"	2½" Storz	SSV4-425	12.50"	17.25"	7.5"	18.0
5"	2½" Storz	SSV4-525	12.50"	17.25"	8.0"	18.5
6"	2½" Storz	SSV4-625	12.50"	17.25"	8.5"	19.0

¹ ___ Customer Thread (*must specify*) refer to legend on page 169



Storz x (4) female swivel

Dixon Northline Jumbo Siamese

Application:

This jumbo "collector" is used to supply one large diameter hose from two large diameter hose lines. The jumbo Siamese is hard coat anodized throughout. Sometimes referred to as a jumbo wye, this Siamese is available with Storz fittings or threaded combinations. It can be used to distribute water in the opposite direction.

Features:

- up to **280 PSI** working pressure without relief valve at 70°F (21°C)
- water way: 2 inlet side - 4" maximum, 1 outlet - 4½" maximum.
- material: high strength *aluminum alloy, 356-T6*
- finish hardcoat anodized throughout - minimum thickness 0.001"

Inlet Storz	(2) Inlet Storz	Part #	Length	Width	Height	Wt. Lbs.
4"	4"	SSVJ440	12.50"	13.25"	6.5"	15.0
5"	4"	SSVJ540	12.75"	13.25"	8.0"	16.0
5"	5"	SSVJ550	13.75"	13.25"	8.0"	19.0



Single Inlet Residential Sprinkler Connections

23-197

Features:

A complete single inlet connection, exposed type for residential 'automatic' sprinkler systems.

- material: *cast brass*

Complete unit consists of:

- (1) 17-127 1-1/2" pin lug plug with chain
- (1) 24-209 4-7/16" O.D. round escutcheon plate, with swivel



Inlet	Outlet	Part #	Powhatan Part #	Wt. Lbs.
Female NH (NST)	Female NPT			
1½"	1½"	RIC150F	23-197-00001	1.75

Single Inlet Connections

23-196

Features:

Provides a complete exposed single inlet connection.

- material: *cast brass*
- finish: -P polished or -C polished chrome plated

Complete unit consists of:

- (1) 24-209 round plate branded 'Standpipe' or 'Auto-Sprkr'
- (1) 23-270 double female or 09-215 male and female connection
- rigid hexagon end of either connection is 2½" NPT
- swivel end is female 2½" thread
- (1) 17-127 pin lug plug with chain



Inlet	Outlet	Part #	Powhatan Part #	Wt. Lbs.
Female NH (NST)	Female NPT			
2½"	2½"	SIC250F	23-196-00001	7.6
2½"	2½"	SIC250F-P	23-196-00002	7.6
2½"	2½"	SIC250F-C	23-196-00003	7.6

Single Hydrant Connections

23-283

Features:

- material: *cast brass*
- finish: -P polished or -C polished chrome plated

Complete unit consists of:

- (1) 24-209 round plate branded 'Wall Hydrant'
- (1) 23-272: 2½" female and male connection
- (1) 17-126 cap with chain



Inlet	Outlet	Part #	Powhatan Part #	Wt. Lbs.
Female NPT	Male NH (NST)			
2½"	2½"	MOCA250F	23-283-00001	5.66
2½"	2½"	MOCA250F-P	23-283-00002	5.66
2½"	2½"	MOCA250F-C	23-283-00003	5.66

Exposed Two Way Wall Hydrant

21-195

Features:

- material: *cast brass*

Complete unit consists of:

- (1) 24-209 round plate branded 'Wall Hydrant'
- (1) 23-272: 2½" female and male connection
- (1) 17-126 cap with chain



Inlet	(2) Outlets	Part #	Powhatan Part #	Wt. Lbs.
Female NPT	Male NH (NST)			
4"	2½"	DMOCA40225F	21-195-00001	11.00
6"	2½"	DMOCA60225F	21-195-00002	20.65

Single Clapper Siamese Connections

Application:

Single swing clapper with (2) pin lug swivel inlets. Provides the required 500 GPM minimum to supplement the fire protection as an auxiliary inlet connection to the water supply. (250 GPM minimum per inlet.) The swing clapper design provides unobstructed waterway. Exposed Fire Department Connections (FDC) provide an economical method of satisfying local fire codes.

Features:

- material: *cast brass*
- branding: Auto-Spkr
- finish: -P polished or -C polished chrome plated
- for use up to **250 PSI** at 70°F (21°C)

back outlet



- U/L listed and FM approved

21-201

(2) Inlets Female	Outlet Female NPT	Part #	Powhatan Part #	Wt. Lbs.
2½" NH (NST)	4"	SCS4025F (Italy)	---	11.6
2½" NH (NST)	4"	SCS4025F-D	21-201-01976	19.0
2½" NYFD	4"	SCS4025NYFD	21-201-01992	19.0
2½" CT	4"	SCS4025 ¹	---	19.0
2½" NH (NST)	4"	ISCS4025F (China)	---	7.5
---	4"	ISCS4025-BODY**	---	7.0

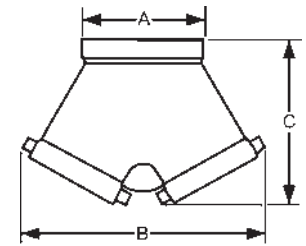


¹ Customer Thread (*must specify*) refer to legend on page 169

** swivels can be ordered on page 47

Dimensions *

Size	A	B	C
4 x 2½ x 2½	5-1/8"	9"	6-1/16"



* Dimensions match SCS4025F-D and SCS4025NYFD

bottom outlet



- U/L listed

21-202

(2) Inlets Female	Outlet Female NPT	Part #	Powhatan Part #	Wt. Lbs.
2½" NH (NST)	4"	90SCS4025F (Italy)	---	9.34
2½" NH (NST)	4"	90SCS4025F-D	21-202-00054	19.00
2½" NH (NST)	4"	90SCS4025F-SP	21-202-00066	19.00
2½" NYFD	4"	90SCS4025NYFD	21-202-00082	19.00
2½" CT	4"	90SCS4025 ¹	---	19.00
2½" NH (NST)	4"	90ISCS4025F (China)	---	8.00
---	4"	90ISCS4025-BODY**	---	7.50

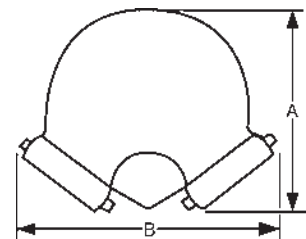


¹ Customer Thread (*must specify*) refer to legend on page 169

** swivels can be ordered on page 47

Dimensions *

Size	A	B
4 x 2½ x 2½	6-7/8"	9-7/8"



* Dimensions match 90SCS4025F-D, 90SCS4025F-SP, and 90SCS4025NYFD



Double Clapper Siamese Connections

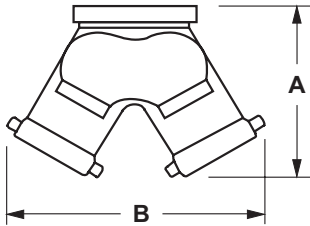
Application:

Double drop clapper with (2) pin lug swivel inlets. Provides the required 500 GPM minimum to supplement the fire protection as an auxiliary inlet connection to the water supply. (250 GPM minimum per inlet.) Exposed Fire Department Connections (FDC) provide an economical method of satisfying local fire codes.

- material: *cast brass*
- finish: -P polished or -C polished chrome plated
- for use up to **175 PSI** at 70°F (21°C).
- U/L listed and FM approved

back outlet

21-132



Outlet Female NPT	(2) Inlets Female	Branding	Part #	Powhatan Part #	Wt. Lbs.
4"	2½" NH(NST)	AutoSprinkler	DCS4025F	21-132-00016	16.0
		AutoSprinkler	DCS4025F-P	21-132-00017	16.0
		AutoSprinkler	DCS4025F-C	21-132-00018	16.0
		StandPipe	DCS4025F-SP	21-132-00031	16.0
		No Branding	DCS4025F-NB	21-132-00037	16.0
			DCS4025 ¹	---	16.0
4"	2½" CT	AutoSprinkler	DCS4030F	21-132-00048	18.5
		AutoSprinkler	DCS4030NYFD	21-132-00043	18.5
		AutoSprinkler	DCS6025F	21-132-00061	22.0
6"	2½" NH(NST)	StandPipe	DCS6025F-SP	21-132-00055	22.0
			DCS6025 ¹	---	22.0

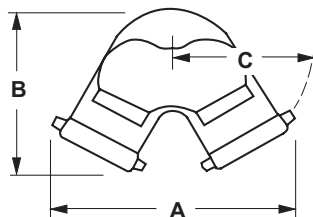
¹ Customer Thread (*must specify*) refer to legend on page 169

Dimensions

Size	A	B
4 x 2½ x 2½ ^{1,2}	9-5/8"	12-1/4"
6 x 2½ x 2½	10-1/4"	11-3/4"
4 x 3 x 3 ^{1,3}	10"	12-1/2"
6 x 3 x 3 ^{2,3}	10-3/8"	12-1/2"

bottom outlet

21-133



Outlet Female NPT	(2) Inlets Female	Branding	Part #	Powhatan Part #	Wt. Lbs.
4"	2½" NH(NST)	AutoSprinkler	90DCS4025F	21-133-00008	16.0
		AutoSprinkler	90DCS4025F-P	21-133-00010	16.0
		AutoSprinkler	90DCS4025F-C	21-133-00011	16.0
		StandPipe	90DCS4025F-SP	21-133-00023	16.0
		No Branding	90DCS4025F-NB	21-133-00032	16.0
			90DCS4025 ¹	---	16.0
4"	2½" CT	AutoSprinkler	90DCS4030F	21-133-00039	19.5
		AutoSprinkler	90DCS4030NYFD	21-133-00038	19.5
		StandPipe	90DCS4030NYFDSP	21-133-00041	19.5
6"	2½" NH(NST)	AutoSprinkler	90DCS6025F	21-133-00060	17.5
		StandPipe	90DCS6025F-SP	21-133-00053	17.5
6"	2½" CT	AutoSprinkler	90DCS6025 ¹	---	17.5
		AutoSprinkler	90DCS6030NYFD	21-133-00374	17.5

¹ Customer Thread (*must specify*) refer to legend on page 169

Dimensions

Size	A	B	C
4 x 2½ x 2½ ^{1,2}	11-3/4"	9-5/8"	7-1/4"
6 x 2½ x 2½	11-3/4"	10-3/4"	7-1/4"
4 x 3 x 3 ^{1,3}	12-1/2"	10-1/8"	7-1/2"
6 x 3 x 3 ^{2,3}	12-1/4"	10-7/8"	7-1/4"

Special threads, branding and finishes are available. Consult Dixon for part number, pricing and availability.

* replacement swivels can be ordered on page 47

Triple Clapper Siamese Connections

Features:

- material: *cast brass*
- branding: see below
- finish: -P polished or -C polished chrome plated
- for use up to **175 PSI** at 70°F (21°C)

back outlet

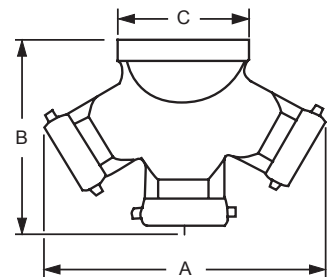
21-205

Outlet Female NPT	(3) Inlets Female NH (NST)	Branding	Part #	Powhatan Part #	Wt. Lbs.
4"	2½"	AutoSprinkler	TCS4025F	21-205-00003	17.0
		StandPipe	TCS4025F-SP	21-205-00001	17.0
		No Branding	TCS4025F-NB	21-205-00004	17.0
6"	2½"	AutoSprinkler	TCS6025F	21-205-00011	23.5
		StandPipe	TCS6025F-SP	21-205-00008	23.5
		No Branding	TCS6025F-NB	21-205-00029	23.5



Dimensions

Size	A	B	C
4 x 2½ x 2½ x 2½	13-3/4"	10-1/2"	5"
6 x 2½ x 2½ x 2½	13-3/4"	10-1/2"	7-1/2"



bottom outlet

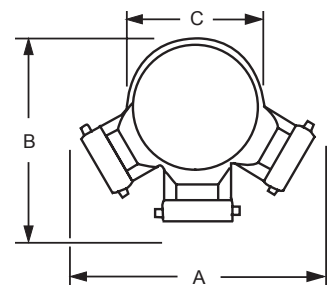
21-206

Outlet Female NPT	(3) Inlets Female NH (NST)	Branding	Part #	Powhatan Part #	Wt. Lbs.
4"	2½"	AutoSprinkler	90TCS4025F	21-206-00002	29
		No Branding	90TCS4025F-NB	21-206-00087	29
6"	2½"	AutoSprinkler	90TCS6025F	21-206-00018	25
		StandPipe	90TCS6025F-SP	21-206-00012	25
		No Branding	90TCS6025F-NB	21-206-00014	25



Dimensions

Size	A	B	C
4 x 2½ x 2½ x 2½	14-1/2"	11-1/2"	7-5/8"
6 x 2½ x 2½ x 2½	14-1/2"	11-1/2"	7-5/8"



Special threads, branding and finishes are available.
Consult Dixon for part number, pricing and availability.

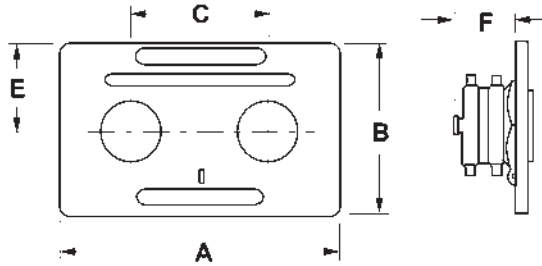
* replacement swivels can be ordered on page 50

Double Clapper Concealed Type Siamese Assemblies



22-229

Connections



Dimensions

Size	A	B	C	E	F
24-385	14"	8"	7-5/8"	4-15/16	3-5/8

The model 22-229 double clapper Siamese is a complete unit consisting of the following six parts:

- (1) 4025REV90, or 4030REV90, or 90CREV6025
- (1) 24-385 plate
- (2) 23-270 double female connections
- (2) 17-127 plugs with chains

Application:

The unique design of clappers on the REV90 series is fully reversible with a perpendicular trunion allowing one body to be installed for top and bottom connections.

Features:

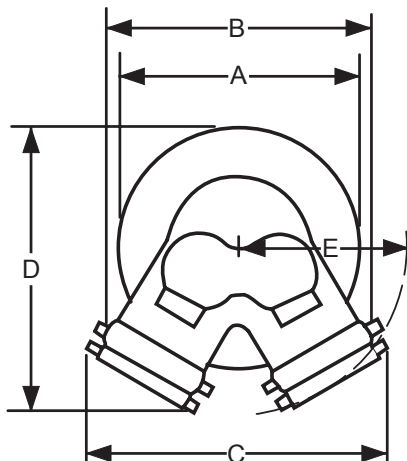
- material: *cast brass*
- Branded: 'standpipe', 'auto-sprk', 'auto-sprk.-standpipe'
- Finish: cast, polished or polished chrome
- For use up to **250 PSI**
- P polished
- C polished chrome plated

Outlet Female NPT	(2) Inlets Female NH (NST)	Branding	Dixon Part #	Powhatan Part #
4"	2½"	AutoSprinkler	2WCA4025F-P	22-229-00001
4"	2½"	StandPipe	2WCA4025F-SP-P	22-229-00002
4"	2½"	AutoSprinkler	2WCA4025F-C	22-229-00003
4"	2½"	StandPipe	2WCA4025F-SP-C	22-229-00004
4"	3"	AutoSprinkler	2WCA4030F-P	22-229-00009
6"	2½"	AutoSprinkler	2WCA6025F-P	22-229-00005
6"	2½"	StandPipe	2WCA6025F-SP-P	22-229-00006
6"	2½"	AutoSprinkler	2WCA6025F-C	22-229-00007
6"	2½"	StandPipe	2WCA6025F-SP-C	22-229-00008

- Other branding and finishes are also available, consult Dixon for pricing and availability

Two Way Sidewalk Siamese Assembly

21-207



Dimensions

Size	A	B	C	E	F
4 x 2½ x 2½	9¼	10-3/8	10¾	10-3/8	6-5/8
6 x 2½ x 2½	11¼	10½	11¾	13	7¼

Complete unit consists of:

- (1) 21-133 90° Siamese body, double clapper
- (2) 17-127 pin lug plugs with chains
- (1) 23-404 sleeve
- (1) 24-405 escutcheon plate

Features:

- Listed by Underwriters Laboratories
- Factory Mutual approved
- P polished
- C polished chrome plated

Outlet Female NPT	(2) Inlets Female NH (NST)	Dixon Part #	Powhatan Part #
4"	2½"	2WSA4025F	21-207-00001
4"	2½"	2WSA4025F-P	21-207-00003
4"	2½"	2WSA4025F-C	21-207-00005
4"	2½"	2WSA4025F-SP	21-207-00002
4"	2½"	2WSA4025F-SP-P	21-207-00004
4"	2½"	2WSA4025F-SP-C	21-207-00006
6"	2½"	2WSA6025F	21-207-00007
6"	2½"	2WSA6025F-P	21-207-00009
6"	2½"	2WSA6025F-C	21-207-00011
6"	2½"	2WSA6025F-SP	21-207-00008
6"	2½"	2WSA6025F-SP-P	21-207-00010
6"	2½"	2WSA6025F-SP-C	21-207-00012

UL Two Way Male Outlet - Roof Connections

26-294 / 26-296

Application:

Used to create roof connections, fire pump test connections, wall hydrants or sidewalk (free standing) hydrants. Provides 250 GPM minimum per outlet.

Features:

- material: *cast brass*
- U/L listed
- for use up to **175 PSI** at 70°F (21°C)

Connections C

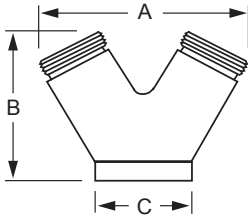
back inlet

26-294



Pipe Size	(2) Outlets Male	Part #	Powhatan Part #	Wt. Lbs.
4"	2½" NPT	IRC4025	---	9.50
	2½" NPT	FRC4025-D	26-294-00001	9.50
	2½" NH (NST)	IRC4025F	---	9.50
	2½" NH (NST)	FRC4025F-D	26-294-00003	9.50
	2½" CT	FRC4025 ¹	---	9.50
6"	2½" NPT	FRC6025	26-294-00010	14.25
	2½" NH (NST)	FRC6025F	26-294-00011	14.25
	2½" NYFD	FRC6025NYFD	26-294-00108	14.25
	2½" CT	FRC6025 ¹	---	14.25

¹ Customer Thread (*must specify*) refer to legend on page 169



Groove Size	(2) Outlets Male	Part #	Wt. Lbs.
4"	2½" MNPT	IRC4025G	7.05
4"	2½" MNST	IRC4025GF	7.05

Dimensions

Size	A	B	C
4 x 2½ x 2½	7-7/8"	5-3/16"	5-1/4"
6 x 2½ x 2½	8-3/16"	6-3/8"	7-5/8"

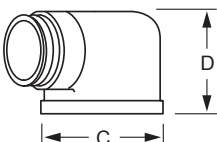
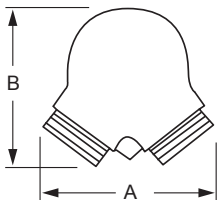
90° bottom inlet

26-296



Pipe Size	(2) Outlets Male	Part #	Powhatan Part #	Wt. Lbs.
4"	2½" NPT	90IRC4025	---	6.00
	2½" NPT	90FRC4025-D	26-296-00002	8.25
	2½" NH (NST)	90IRC4025F	---	6.00
	2½" NH (NST)	90FRC4025F-D	26-296-00003	8.25
	2½" CT	90FRC4025 ¹	---	8.25
6"	2½" NPT	90FRC6025	26-296-00008	15.80
	2½" NH (NST)	90FRC6025F	26-296-00011	15.80
	2½" CT	90FRC6025 ¹	---	15.80

¹ Customer Thread (*must specify*) refer to legend on page 169



Groove Size	(2) Outlets Male	Part #	Wt. Lbs.
4"	2½" MNPT	90IRC4025G	7.05
4"	2½" MNST	90IRC4025GF	7.05

Dimensions

Size	A	B	C	D
4 x 2½ x 2½	7-1/2"	6-3/4"	5-1/8"	4-1/2"
6 x 2½ x 2½	9"	8-1/2"	7-1/2"	5"

Three Way Male Outlet - Roof Connections

26-295 / 26-297

Application:

Used to create roof connections, or fire pump test connections. Provides 250 GPM minimum per outlet.

Features:

- material: cast brass

back outlet

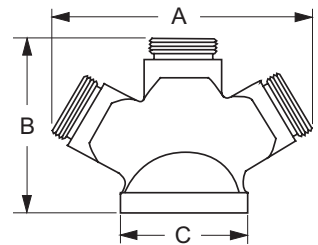
26-295

Pipe Size	(3) Outlets Male	Part #	Powhatan Part #	Wt. Lbs.
4"	2½" NPT	FR3C4025	26-295-00001	12
6"	2½" NPT	FR3C6025	26-295-00005	24
	2½" NH (NST)	FR3C6025F	26-295-00014	24



Dimensions

Size	A	B	C
4 x 2½ x 2½ x 2½	12-3/4"	8-3/4"	5-1/4"
6 x 2½ x 2½ x 2½	15-3/8"	9-3/4"	7-5/8"



bottom outlet

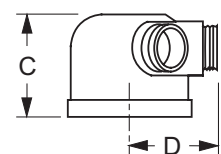
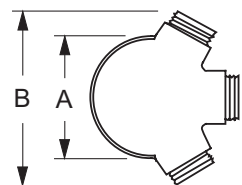
26-297

Pipe Size	(3) Outlets Male	Part #	Powhatan Part #	Wt. Lbs.
4"	2½" NPT	90FR3C4025	26-297-00001	23.25
	2½" NH (NST)	90FR3C4025F	26-297-00014	23.25
6"	2½" NPT	90FR3C6025	26-297-00005	16.25
	2½" NH (NST)	90FR3C6025F	26-297-00006	16.25



Dimensions

Size	A	B	C	D
4 x 2½ x 2½ x 2½	11-3/4"	7-3/4"	4-7/16"	6-1/4"
6 x 2½ x 2½ x 2½	11-3/4"	7-3/4"	4-7/16"	6-1/4"



Sleeve for Sidewalk (free standing) Connections

23-404

Application:

Used in conjunction with a sidewalk escutcheon and a 90° double clapper Siamese to create a sidewalk (free standing) fire department connection.

Features:

- material: *brass*
- finish: -P polished, -C polished chrome plated



Pipe Size	Length	Part #	Powhatan Part #	Wt. Lbs.
4"	18"	SS418-P	23-404-00003	7
	18"	SS418-C	23-404-00005	7
	24"	SS424-P	23-404-00014	9
	24"	SS424-C	23-404-00124	9
6"	18"	SS618-P	23-404-00011	8
	18"	SS618-C	23-404-00012	8

Round Identification Plates

24-209

Application:

Used to trim out and identify exposed fire department connections.

Features:

- for Siamese, made in 9¼" diameter for 4" pipe and 11¼" diameter for 6" pipe
- material: *cast brass*
- finish: -P polished, -C polished chrome plated



AREP400AS

Pipe Size	Branding	Part #	Powhatan Part #	Wt. Lbs.
2½"	Auto-Sprinkler	REP250AS	24-209-00347	2.5
	Auto-Sprinkler	REP250AS-P	24-209-00319	2.5
	Auto-Sprinkler	REP250AS-C	24-209-00364	2.5
	Wall Hydrant	REP250HY	24-209-00266	2.5
	Pump Test	REP250PT	24-209-00404	2.5
	Standpipe	REP250SP	24-209-00360	2.5
	Standpipe	REP250SP-P	24-209-00248	2.5
	Standpipe	REP250SP-C	24-209-00466	2.5
4"	Auto-Sprinkler	AREP400AS *	---	0.6
	Auto-Sprinkler	REP400AS	24-209-00283	3.0
	Auto-Sprinkler	REP400AS-P	24-209-00285	3.0
	Auto-Sprinkler	REP400AS-C	24-209-00286	3.0
	Wall Hydrant	REP400HY	24-209-00310	3.0
	Standpipe	REP400SP	24-209-00287	3.0
	Standpipe	REP400SP-P	24-209-00289	3.0
	Standpipe	REP400SP-C	24-209-00290	3.0
Auto-Sprinkler & Standpipe	REP400AS/SP	24-209-00307	3.0	
6"	Auto-Sprinkler	REP600AS	24-209-00299	4.0
	Auto-Sprinkler	REP600AS-P	24-209-00301	4.0
	Auto-Sprinkler	REP600AS-C	24-209-00480	4.0
	Standpipe	REP600SP	24-209-00303	4.0
	Standpipe	REP600SP-P	24-209-00305	4.0
	Standpipe	REP600SP-C	24-209-00302	4.0

* AREP400AS material: aluminum

Dimensions

Size	OD	Hole Size
2½"	7-5/8"	3-1/4"
4"	9-1/4"	4-5/8"
6"	11-1/4"	6-3/4"

Concealed Two Way Wall Hydrant Body

23-387 / 23-388

Application:

Concealed clappered body fire department connections to supplement the fire protection water supply, provide 500 GPM, minimums at 250 GPM per inlet (ref NFPA 14). Drop clappers provide unobstructed waterway. The flush design is desirable when appearance is a factor.

Features:

- material: *brass*
- U/L listed
- double clapper
- 7-5/8" center-line

back outlet

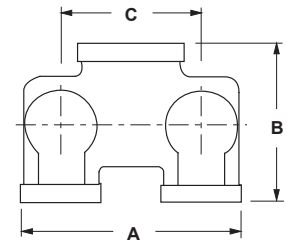
23-387

Outlet Female NPT	(2) Inlets Female NPT	Part #	Powhatan Part #	Wt. Lbs.
4"	2½"	CDMHCB40225	23-387-00002	19
4"	3"	CDMHCB40230	23-387-00003	22
5"	3"	CDMHCB50230	23-387-00005	39
6"	2½"	CDMHCB60225	23-387-00006	20
6"	3"	CDMHCB60230	23-387-00007	39



Dimensions

Size	A	B	C
4 x 2½ x 2½	11-1/8"	6"	7-5/8"
4 x 3 x 3	12-1/4"	8-1/8"	7-5/8"
5 x 3 x 3	11-13/16"	7-5/16"	7-5/8"
6 x 2½ x 2½	11-1/8"	7-3/8"	7-5/8"
6 x 3 x 3	12-1/4"	8-1/4"	7-5/8"



bottom outlet

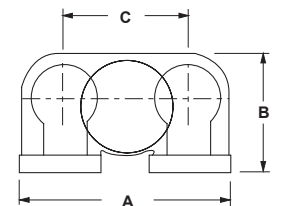
23-388

Outlet Female NPT	(2) Inlets Female NPT	Part #	Powhatan Part #	Wt. Lbs.
5"	3"	90CDMHCB50230	23-388-00006	41.30
6"	2½"	90CDMHCB60225	23-388-00007	37.00
6"	3"	90CDMHCB60230	23-388-00008	41.00



Dimensions

Size	A	B	C
5 x 3 x 3	12"	9-1/2"	7-5/8"
6 x 2½ x 2½	12"	7-1/4"	7-5/8"
6 x 3 x 3	12"	9-1/2"	7-5/8"



Bodies require wall plate WP2 (24-385).
see page 44



Reversible Concealed Angle Siamese Body

23-393

Application:

The unique design of clappers is fully reversible with a perpendicular trunnion allowing one body to be installed for top and bottom connections.

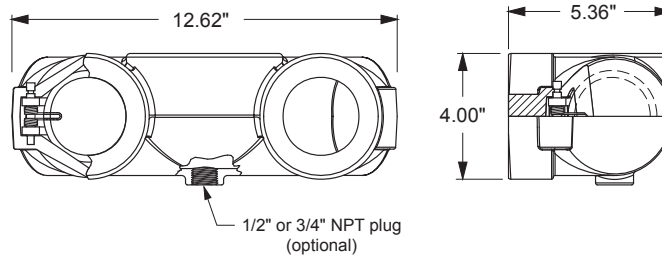
Features:

- material: *brass*
- U/L listed
- approved by New York City Board of Standards and Appeals
- for use up to **250 PSI** at 70°F (21°C)



Outlet Female NPT	(2) Inlets Female NPT	Part #	Powhatan Part #	Wt. Lbs.
4"	2½"	4025REV90	23-393-00001	19
4"	3"	4030REV90	23-393-00002	19

Dimensions



Reversible Concealed Angle Siamese Body

(7-5/8" Centers)

Application:

The unique design of clappers is fully reversible with a perpendicular trunnion allowing one body to be installed for top and bottom connections.

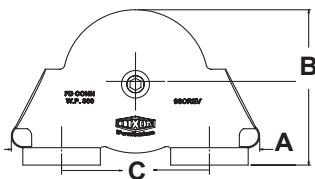
Features:

- replaced 23-391 bodies
- material: *brass*
- for use up to **250 PSI** at 70°F (21°C)



Outlet Female NPT	(2) Inlets Female NPT	Part #	Wt. Lbs.
5"	2½"	90CREV5025	30
5"	3"	90CREV5030	28
6"	2½"	90CREV6025	27
6"	3"	90CREV6030	25

Dimensions



Size	A	B	C
5 x 3 x 3	12"	9-1/2"	7-5/8"
6 x 2½ x 2½	12"	7-1/4"	7-5/8"
6 x 3 x 3	12"	9-1/2"	7-5/8"

Bodies require wall plate WP2
see page 44

FDC Pump Connections and Hose Valve Headers

Pump Test Header

Features:

Dixon offers grooved, flanged and threaded steel bodies for the fire protection market. The samples below represent common configurations, however custom assemblies are available. Please consult our customer service department to order (877.712.6179). We will ask you for the following:

1. Outlets - number, size thread
2. Inlets - configuration, size, thread (if applicable), location (end, back, angle)
3. Material - galvanized steel, stainless steel
4. Finish - epoxy paint, powder coat, color

- certified D1, G1, G6

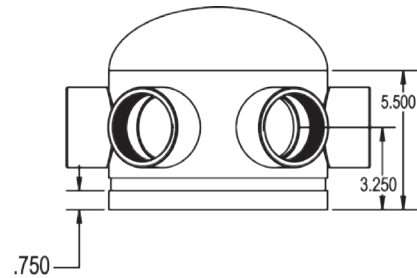


End Connection		End Size		# of Outlets		Size Outlets		GPM	
G	Grooved	04	4"	02	2 way	25	2½" FNPT	4" 2-way	500
F	Flanged	06	6"	03	3 way	30	3" FNPT	6" 3-way	750
---	---	08	8"	04	4 way	---	---	8" 4-way	1000
---	---	10	10"	06	6 way	---	---	10" 6-way	1500

Model Number Breakdown
HVG0402-25



Dimensions




Manifolds

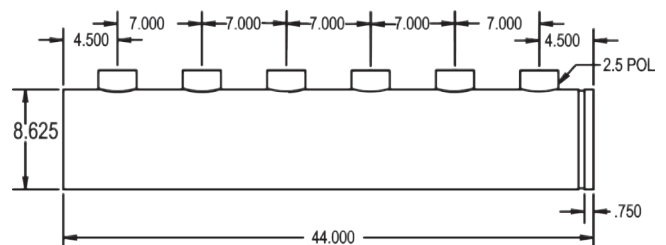
End Connection		Location		End Size		# of Outlets		Outlet Size	
T	Threaded	E	End	40	4"	20	2	25	2½" FNPT
G	Grooved	B	Back	60	6"	30	3	30	3" FNPT
F	Flanged	9	90°	80	8"	40	4		
						60	6		



Model Number Breakdown
T98060-30



Dimensions



Wall Plate for Double Clapper Siamese Assemblies

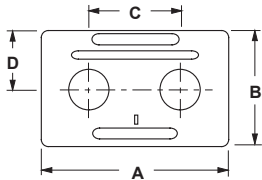
24-385

Features:

- material: *brass*
- finish: -P polished, -C polished chrome plated



Hole Size	Branding	Part #	Powhatan Part #	Wt. Lbs.
3-3/8"	AutoSprinkler	WP2HAS-P	24-385-00228	3
	AutoSprinkler	WP2HAS-C	24-385-00236	3
3-3/8"	StandPipe	WP2HSP-P	24-385-00237	3
	StandPipe	WP2HSP-C	24-385-00229	3
3-3/8"	AutoSprinkler StandPipe Combo	WP2H-ASSP-P	---	3
	AutoSprinkler StandPipe Combo	WPSH-ASSP-C	---	3
3-3/8"	Hydrant	WP2H-HY-P	---	3
	Hydrant	WP2H-HY-C	---	3
3-3/8"	PumpTest	WP2H-PT-P	---	3
	PumpTest	WP2H-PT-C	---	3



Dimensions

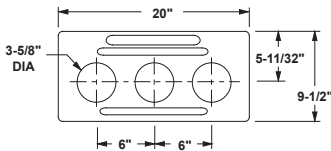
Hole Size	A	B	C	D
3 3/8"	14"	8"	7-5/8"	4-15/16"

Wall Plate for Concealed Three Way Bodies

24-393

Features:

- material: *cast brass*
- finish: -P polished, -C polished chrome plated



hole size	Positioned	Branding	Part #	Powhatan Part #	Wt. Lbs.
3-5/8"	Horizontal	AutoSprinkler	WP3HAS-P	24-393-00074	3
		AutoSprinkler	WP3HAS-C	24-393-00079	3
3-5/8"	Horizontal	StandPipe	WP3HSP-P	---	3
		StandPipe	WP3HSP-C	---	3
3-5/8"	Horizontal	AutoSprinkler StandPipe Combo	WP3HH-ASSP-C	---	3
		PumpTest	WP3HH-PT-P	---	3
3-5/8"	Horizontal	PumpTest	WP3HH-PT-C	---	3
		AutoSprinkler StandPipe Combo	WP3HV-ASSP-P	---	3
3-5/8"	Vertical	PumpTest	WP3HV-PT-C	---	3
		PumpTest	WP3HV-PT-P	---	3

Spring Check Type Snoots - Pin Lug

25-288 / 25-289

Features:

- material: cast brass
- finish: -P polished, -C polished chrome plated
- Other configurations are also available. Consult Dixon for pricing and availability.
- for use up to **175 PSI** at 70°F (21°C)

female outlet

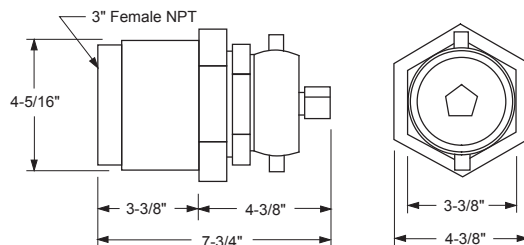
25-288

- female NPT rigid with hexagon by 2½" female hose thread to swivel
- connections are attached to the 25-416 or 25-417 bodies with pipe nipples (not included)

Outlet Female NPT	Inlet Female NH (NST)	Part #	Powhatan Part #	Wt. Lbs.
3"	2½"	CSSTF25F30T-P	25-288-00002	14.5
3"	2½"	CSSTF25F30T-C	25-288-00003	14.5
3"	3"	CSSTF30F30T-P	25-288-00007	12



Dimensions



male outlet

25-289

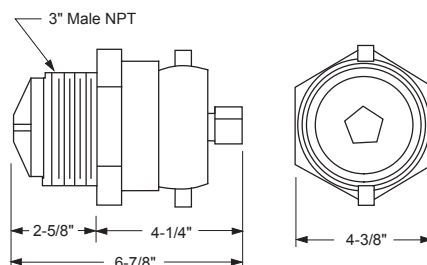
Features:

- male NPT x 2½" female hose thread to swivel
- used when a direct connection to 25-416 or 25-417 bodies is desired

Outlet Male NPT	Inlet Female NH (NST)	Part #	Powhatan Part #	Wt. Lbs.
3"	2½"	CSSTM25F30T-P	25-289-00001	10
3"	2½"	CSSTM25F30T-C	25-289-00002	10



Dimensions



Under no circumstances should a 25-289 check snoot be installed directly into a pipe, as this may prevent the snoot from opening. Install directly into the appropriate standpipe body only.

Clapper Type Snoots - Pin Lug

Features:

- material: *cast brass*
- finish: -P polished, -C polished chrome plated
- Other sizes and threads are available. Consult Dixon for pricing and availability.



female outlet

Outlet Female NPT	Inlet Female NH (NST)	Part #	Wt. Lbs.
3"	2½"	CSCTF25F30T-P	8
3"	2½"	CSCTF25F30T-C	8



male outlet

Outlet Male NPT	Inlet Female NH (NST)	Part #	Wt. Lbs.
3"	2½"	CSCTM25F30T-P	8
3"	2½"	CSCTM25F30T-C	8

Single Male Outlet with Hex (open snoot)

23-272

Application:

Used to connect fire hose to a standpipe or sprinkler system.

Features:

- material: *cast brass*
- finish: -P polished, -C polished chrome plated
- Other sizes and threads are available. Consult Dixon for pricing and availability.



Female NPT	Male	Part #	Powhatan Part #	Wt. Lbs.
2½"	2½" NH (NST)	MOC250F-P	23-272-00003	2.25
	2½" NH (NST)	MOC250F-C	23-272-00006	2.25
	2½" CT	MOC250 ¹	---	2.25
3"	2½" NH (NST)	MOC3025F-P	23-272-00023	3.00
	2½" NH (NST)	MOC3025F-C	23-272-00043	3.00
	2½" CT	MOC3025 ¹	---	3.00
	3" NH (NST)	MOC300F-P	23-272-00030	3.20

Female NPT	Male Thread	Part #	Powhatan Part #	Wt. Lbs.
2½"	2½" NYC	MOC250NYC-P	23-272-00007	2.25
2½"	2½" NYFD	MOC250NYFD-P	23-272-00008	2.25

¹ ___ Customer Thread (*must specify*) refer to legend on next page

Brass Replacement Swivel & Accessories

- material: *brass*
- 2½" and 3" replacement brass swivels for Dixon fire department connections
- finish: -P polished, -C polished chrome plated

Size	Thread	Part #	Wt. Lbs.
2½"	NPSH (2.84x8)	PSNP250S	1.3
2½"	NST (3.07x7.5)	PSNP250NST	1.3
2½"	NYC/BA (3.00x8)	PSNP250NYC	1.3
2½"	NYFD (3.03x8)	PSNP250NYFD	1.3
2½"	CSA (3.125x5)	PSNP2503.125x5	1.3
2½"	QST (3.031x7)	PSNP2503.03x7	1.3
2½"	WCT (3.25x6)	PSNP2503.25x6	1.3
2½"	PITT 6 (3.06X6)	PSNP2503.06x6	1.3
2½"	CT	PSNP250 ___ ¹	1.3
3"	NST	PSNP300NST	2.0
3"	NYFD	PSNP300NYFD	2.0



¹ ___ Customer Thread (*must specify*) refer to legend below

* 2½" requires 50 ball bearings, 3" requires 58 ball bearings

Replacement Parts

Description	Part #
2½" gasket	SW250
3" gasket	SW300F
ball bearings	46-003-00001
set screw	46-011-00418

Thread Legend

Initials	Common Name	Dixon Suffix	Region Normally Used	2-1/2" ODM ¹	2-1/2" TPI ²
AMA & BCT	Alberta Mutual Aid/ British Columbia Thread	B	British Columbia & Alberta	3.00	8
CSA	Canadian Standard Association	C	Ontario	3.125	5
NS1	Nova Scotia 1	NS	Nova Scotia	3.23	5
QST & QMT	Quebec Standard Thread	Q	Quebec	3.031	7
WCT	Western Canada Thread	W	Saskatchewan & Manitoba	3.25	6
GHT	Garden Hose Thread	G	North America	¹ outside diameter of male ² threads per inch	
NPS	National Pipe Straight	S			
NPT	National Pipe Tapered	T			
NST (NH)	National Standard Thread	F			
NYC	New York Corporation	NYC	Newark, NJ		
NYFD	New York Fire Department	NYFD	New York Fire Department		

Customer Thread Program

Many regions across North America have their own 'fire hose' thread, which makes procurement a difficult and timely process. Any region specific thread configuration in brass is available in **one week** . . . call for pricing and availability.

Frequently Asked Questions

D
Adapters

Q - How do I order my customer thread part?

A - Here is a sample part number with descriptions to help explain our numbering system: HA253.06x815F.

HA	25	3.06x8	15	F
Configuration	Sizes	ODM x TPI	Sizes	Thread
HA female x male pin lug DMH male x male hex FM female x male hex FC caps FP plugs	30 3" 25 2½" 20 2" 15 1½" 10 1" 76 ¾" GHT 75 ¾" NPSH	3.00 x 6 3.00 x 8 (NYC, Toledo) 3.030 x 8 (NYFD) 3.043 x 7 (Chicago Hose) 3.058 x 6 3.06 x 7 3.062 x 6 3.062 x 8 3.078 x 8 (Cleveland) 3.092 x 8 3.12 x 6 3.12 x 8 3.125 x 7.5 3.15 x 6 3.18 x 6 3.18 x 6.5 (New Orleans) 3.18 x 7 3.18 x 8 3.25 x 6 3.31 x 8 (Richmond)	30 3" 25 2½" 20 2" 15 1½" 10 1" 76 ¾" GHT 75 ¾" NPSH	F NST S NPSH T NPT

Q - Do I have to order a minimum quantity?

A - We will take orders of a single piece to thousands of pieces. The set-up fee will be amortized over the quantity.

Q - In what materials are customer thread adapters available?

A - We specialize in manufacturing brass adapters, however, the aluminum configurations will have various lead times.

Q - How can you supply brass customer thread adapters in one week's time?

A - We have tooling specifically designated for various threads, and we have castings standing by for machining, gauges for testing and hydro-static test facilities for testing. We are ready to delight the customer with the fastest lead time in the business on many popular configurations we build to stock.

Q - Do you have other products with customer threads?

A - Yes. We offer many products with region specific threads, and many are shown in the catalog. If you don't see what you need, please let us know and we can possibly manufacture it.

Q - Can Dixon make custom threads?

A - Yes, if you are able to supply the ODM (outside diameter maximum) measurement and the TPI (threads per inch), we will gladly make the products for you.

Double Male Hex Nipples

- material: *cast brass*
- Other configurations are also available. Consult Dixon for pricing and availability.



reducer



same size



increaser

Male Thread	Male Thread	Part #	Male Thread	Male Thread	Part #
3/4" NPT	1 1/2" NPSH	DMH75T15S	2 1/2" NPT	1 1/2" NPSH	DMH25T15S
3/4" NPT	1 1/2" NST (NH)	DMH7515F	2 1/2" NPT	1 1/2" NST (NH)	DMH2515F
1" NPT	3/4" GHT	DMH1076	2 1/2" NPT	2" NPSH	DMH2520
1" NPT	1" NPSH	DMH1010	2 1/2" NPT	2 1/2" NPSH	DMH2525
1" NPT	1" NST (NH)	DMH1010F	2 1/2" NPT	2 1/2" NST (NH)	DMH2525F
1" NPT	1 1/2" NPSH	DMH1015	2 1/2" NPT	2 1/2" Fire Thread	DMH25T25 ¹
1" NPT	1 1/2" NST (NH)	DMH1015F	2 1/2" NPT	3" NPSH	DMH2530
1" NPT	2 1/2" Fire Thread	DMH10T25 ¹	2 1/2" NPT	3" NPT	DMH25T30T
1" NPT	2 1/2" NST (NH)	DMH1025F	2 1/2" NPT	3" NST (NH)	DMH2530F
1 1/2" NPSH	1 1/2" NPSH	DMH15S15S	2 1/2" NST (NH)	2 1/2" NST (NH)	DMH25F25F
1 1/2" NPSH	1 1/2" NPT	DMH1515	2 1/2" NST (NH)	3" NST (NH)	DMH25F30F
1 1/2" NPSH	2 1/2" Fire Thread	DMH15S25 ¹	2 1/2" Fire Thread	2 1/2" Fire Thread	DMH25 ¹ 25 ¹
1 1/2" NPT	1" NPSH	DMH1510	2 1/2" Fire Thread	3" NST (NH)	DMH25 ¹ 30F ¹
1 1/2" NPT	1" NST (NH)	DMH1510F	3" NPT	2 1/2" NPSH	DMH3025
1 1/2" NPT	1 1/4" NPSH	DMH1512	3" NPT	2 1/2" NST (NH)	DMH3025F
1 1/2" NPT	1 1/2" NPT	DMH15T15T	3" NPT	2 1/2" Fire Thread	DMH3025 ¹
1 1/2" NPT	1 1/2" NST (NH)	DMH1515F	3" NPT	3" NPSH	DMH3030
1 1/2" NPT	2" NPSH	DMH1520	3" NPT	3" NST (NH)	DMH3030F
1 1/2" NPT	2 1/2" Fire Thread	DMH15T25 ¹	3" NPT	4" NPSH	DMH4040
1 1/2" NPT	2 1/2" NST (NH)	DMH1525F	4" NPT	4" NST	DMH40F40F
1 1/2" NST (NH)	1 1/2" NPSH	DMH15F15S	4" NST (NH)	4" NST (NH)	DMH4040F
1 1/2" NST (NH)	1 1/2" NST (NH)	DMH15F15F	4" NPT	4 1/2" NST (NH)	DMH4045F
1 1/2" NST (NH)	2 1/2" NST (NH)	DMH15F25F	5" NPT	5" NST (NH)	DMH5050F
1 1/2" NST (NH)	2 1/2" Fire Thread	DMH15F25 ¹	6" NPT	4 1/2" NST (NH)	DMH6045F
2" NPT	1 1/2" NPSH	DMH2015	6" NPT	6" NST (NH)	DMH6060F
2" NPT	1 1/2" NST (NH)	DMH2015F	6" NPSH	6" NPSH	DMH6060
2" NPT	2" NPSH	DMH2020			
2" NPT	2 1/2" NPSH	DMH2025			
2" NPT	2 1/2" Fire Thread	DMH20T25 ¹			
2" NPT	2 1/2" NST (NH)	DMH2025F			

¹ ___ Customer Thread (*must specify*) refer to legend on page 169

Aluminum Double Male Northline Adapters - Rocker Lug

D
Adapters



Style N36

Feature:

- material: seamless aluminum extrusion - hardcoat anodized

Male Thread	Male Thread								
	1"	1½"	2"	2½"	3"	4"	4½"	5"	6"
¾"	N36-07_10_	N36-07_15_	N36-07_20_	N36-07_25_					
1"	N36-10_10_ ADMR10_10_	N36-10_15_	N36-10_20_	N36-10_25_					
1½"		N36-15_15_ ADMR15_15_	N36-15_20_	N36-15_25_					
2"			N36-20_20_	N36-20_25_ ADMR20_25_	N36-20_30_				
2½"				N36-25_25_ ADMR25_25_	N36-25_30_	N36-25_40_	N36-25_45_	N36-25_50_	N36-25_60_
3"					N36-30_30_	N36-30_40_	N36-30_45_	N36-30_50_	N36-30_60_
4"						N36-40_40_ ADMR40_40_	N36-40_45_	N36-40_50_	N36-40_60_
4½"							N36-45_45_	N36-45_50_	N36-45_60_
5"								N36-50_50_	N36-50_60_
6"									N36-60_60_ ADMR60_60_

___Regional Thread (*must specify*) refer to legend on next page

Part numbers are generated using the rules:

"Smallest size to largest size," if it's the same size on both threads then we use "pipe thread to fire thread size," and then if both threads are pipe threads then "NPS comes before NPT."

i.e. if the desired part has a :

- 1) 3" NPT x 2.5" NST the part number would be N36-25F30T
- 2) 3" NST x 3" NPS the part number would be N36-30S30F
- 3) 3" NPT x 3" NPS the part number would be N36-30S30T

Brass Double Male Adapters

Pin Lug

Features:

- material: cast brass
- Other configurations are also available. Consult Dixon for pricing and availability.

Male Thread	Male Thread	Part #	Powhatan Part #	Wt. Lbs.
1½" NH (NST)	1½" NH (NST)	DMP1515F	09-114-00035	1.1
1½" NH (NST)	1½" NPT	DMP15F15T	09-114-00041	2.0
1½" NPSH	1½" NPSH	DMP1515	09-114-00075	1.0
1½" NPSH	1½" NPT	DMP15S15T	09-114-00478	1.1
1½" NH (NST)	1½" NPSH	DMP15F15S	---	1.1
2½" NH (NST)	2½" NH (NST)	DMP2525F	09-114-00125	2.3
2½" NH (NST)	2½" NPSH	DMP25F25S	09-114-00128	2.1
2½" NH (NST)	2½" NPT	DMP25F25T	09-114-00438	1.3
2½" NPSH	2½" NPSH	DMP2525	09-114-00133	1.8
2½" CT	2½" NPSH	DMP25 25S	---	1.8
2½" CT	2½" NPT	DMP25 25T	---	1.8
2½" CT	2½" CT	DMP25 25	---	1.8



D Adapters

___ Customer Thread (*must specify*) refer to legend below

Rocker Lug

Features:

- material: cast brass
- Other configurations are also available. Consult Dixon for pricing and availability.

Male Thread	Male Thread	Part #	Powhatan Part #	Wt. Lbs.
1½" NH (NST)	1½" NH (NST)	DMR1515F	09-114-00060	1.1
1½" NH (NST)	1½" NPT	DMR15F15T	09-114-00543	1.2
1½" NH (NST)	1½" NPSH	DMR15F15S	---	1.2
1½" NPSH	1½" NPSH	DMR1515	09-114-00432	1.2
1½" NPSH	1½" NPT	DMR15S15T	---	1.2
2½" NH (NST)	2½" NH (NST)	DMR2525F	09-114-00153	1.3
2½" NPSH	2½" NPSH	DMR2525	09-114-00505	1.3
2½" CT	2½" NPSH	DMR25 25S	---	1.5
2½" CT	2½" NPT	DMR 25 25T	---	1.5
2½" CT	2½" CT	DMR25 25	---	1.5



___ Customer Thread (*must specify*) refer to legend below

Thread Legend

Initials	Common Name	Dixon Suffix	Region Normally Used	2-1/2" ODM ¹	2-1/2" TPI ²
AMA & BCT	Alberta Mutual Aid/ British Columbia Thread	B	British Columbia & Alberta	3.00	8
CSA	Canadian Standard Association	C	Ontario	3.125	5
NS1	Nova Scotia 1	NS	Nova Scotia	3.23	5
QST & QMT	Quebec Standard Thread	Q	Quebec	3.031	7
WCT	Western Canada Thread	W	Saskatchewan & Manitoba	3.25	6
GHT	Garden Hose Thread	G	North America	¹ outside diameter of male ² threads per inch	
NPS	National Pipe Straight	S			
NPT	National Pipe Tapered	T			
NST (NH)	National Standard Thread	F	Most of USA		
NYC	New York Corporation	NYC	Newark, NJ		
NYFD	New York Fire Department	NYFD	New York Fire Department		

All adapters are made to approved Dixon specifications. The Powhatan part numbers provided in this section are for quick reference purposes.

Brass Double Male Hex Nipples (New York Threads)

- material: *cast brass*
- Other configurations are also available. Consult Dixon for pricing and availability.

Adapters **D**



reducer

Male NPT	Male NYC	Part #	Powhatan Part #	Wt. Lbs.
1½"	1½"	DMH1515NYC	14-146-00122	.79
2½"	2½"	DMH2525NYC	14-146-00224	1.60



same size

Male NPT	Male NYFD	Part #	Powhatan Part #	Wt. Lbs.
1½"	1½"	DMH1515NYFD	14-146-00121	1.0
2"	2½"	DMH2025NYFD	14-146-00446	1.5
2½"	2½"	DMH2525NYFD	14-146-00229	2.0

Male NYFD	Male NPT	Part #	Powhatan Part #	Wt. Lbs.
2½"	2"	DMH25NYFD20T	14-146-00446	1.5



increaser

Male NH (NST)	Male NYFD	Part #	Powhatan Part #	Wt. Lbs.
2½"	2½"	DMH25F25NYFD	14-146-00778	2

Male NYFD	Male NYFD	Part #	Powhatan Part #	Wt. Lbs.
1½"	1½"	DMH15NYFD15NYFD	14-146-00136	1
2½"	2½"	DMH25NYFD25NYFD	14-146-00269	2

Note:

- NYFD thread: 3.031 x 8 TPI
- NYC thread: 3.00 x 8 TPI

All adapters are made to approved Dixon specifications. The Powhatan part numbers provided in this section are for quick reference purposes.

Domestic Brass Adapters - Hex Nipples

Double Male Hex Nipples

Features:

- material: *cast brass*
- Other configurations are also available. Consult Dixon for pricing and availability.

Male Thread	Male Thread	Part #	Powhatan Part #
1" NPT	1½" NST	DMH1010F-D	14-146-01084
1" NPT	1½" NST	DMH1015F-D	14-146-00090
1½" NPT	1½" NPSH	DMH1515-D	14-146-00110
1½" NPT	1½" NST	DMH1515F-D	14-146-00115
1½" NPT	2½" NST	DMH1525F-D	14-146-00187
1½" NST	1½" NST	DMH15F15F-D	14-146-00132
1½" NST	1½" NPSH	DMH15F15S-D	14-146-00118
1½" NST	2½" NST	DMH15F25F-D	14-146-00188
2" NPT	1½" NST	DMH2015F-D	14-146-00157
2" NPT	2" NSPH	DMH2020-D	14-146-00167
2" NPT	2½" NST	DMH2025F-D	14-146-00367
2½" NPT	1½" NST	DMH2515F-D	14-146-00192
2½" NPT	2½" NST	DMH2525F-D	14-146-00221
2½" NST	2½" NST	DMH25F25F-D	14-146-00259
3" NPT	2½" NST	DMH3025F-D	14-146-00294
3" NPT	3" NST	DMH3030F-D	14-146-00313
4" NPT	4½" NST	DMH4045F-D	14-146-00354
6" NPT	6" NST	DMH6060F-D	14-146-00431



reducer



same size



increaser

D
Adapters

Male x Groove Adapters with Internal Lugs

Features:

- allows the conversion of a female NPT valve inlet to connect to groove piping
- material: *brass*

Male NPT	Groove Size	Length	Part #
2½"	2½"	2-3/64"	VMIL250
4"	4"	2-3/64"	VMIL400



All adapters are made to approved Dixon specifications. The Powhatan part numbers provided in this section are for quick reference purposes.

Hydrant Adapters - Pin Lug

Features:

- material: *cast brass*
- finish: -C polished chrome plated
- Other configurations are also available. Consult Dixon for pricing and availability.

D
Adapters



reducer



same size



increaser

Female Thread	Male Thread	Part #
1½" NPSH	¾" GHT	HA15S76
1½" NPSH	¾" NPSH	HA15S75
1½" NPSH	¾" NPT	HA15S75T
1½" NPSH	1" NPSH	HA15S10S
1½" NPSH	1" NPT	HA15S10T
1½" NPSH	1½" NPT	HA15S15T
1½" NPSH	1½" NST (NH)	HA15S15F
1½" NPSH	2½" CT	HA15S25
1½" NPT	1½" NPSH	HA15T15S
1½" NPT	1½" NST (NH)	HA15T15F
1½" NST (NH)	¾" GHT	HA1576
1½" NST (NH)	¾" NPSH	HA1575
1½" NST (NH)	¾" NPT	HA1575T
1½" NST (NH)	1" NPSH	HA1510
1½" NST (NH)	1" NST (NH)	HA1510F
1½" NST (NH)	1" NPT	HA1510T
1½" NST (NH)	1½" NPSH	HA1515
1½" NST (NH)	1½" NPT	HA1515T
1½" NST (NH)	1½" NST (NH)	HA1515F
1½" NST (NH)	2½" NST (NH)	HA1525F
1½" NST (NH)	2½" CT	HA15F25
2" NPSH	1½" NPSH	HA20S15S
2" NPSH	1½" NPT	HA20S15T
2" NPSH	1½" NST (NH)	HA20S15F
2" NPSH	2½" CT	HA20S25
2" NPSH	2½" NST (NH)	HA20S25F
2" NPT	2½" NST (NH)	HA20T25F
2" NPT	2½" CT	HA20T25*
2" NST (NH)	2½" NST (NH)	HA2025F
2½" NPSH	1" NPT	HA25S10T
2½" NPSH	1½" NPSH	HA25S15S
2½" NPSH	1½" NPT	HA25S15T
2½" NPSH	1½" NST (NH)	HA25S15F
2½" NPSH	2½" CT	HA25S25
2½" NPSH	2½" NST (NH)	HA25S25F

Female Thread	Male Thread	Part #
2½" CT	¾" GHT	HA25__76
2½" NST (NH)	¾" GHT	HA2576
2½" NST (NH)	¾" NPSH	HA2575T
2½" CT	1" NPSH	HA25__10S
2½" CT	1" NPT	HA25__10T
2½" NST (NH)	1" NPSH	HA2510
2½" NST (NH)	1" NST (NH)	HA2510F
2½" NST (NH)	1" NPT	HA2510T
2½" CT	1½" NPSH	HA25__15S
2½" CT	1½" NPT	HA25__15T
2½" CT	1½" NST (NH)	HA25__15F
2½" NST (NH)	1½" NPSH	HA2515
2½" NST (NH)	1½" NST (NH)	HA2515F
2½" NST (NH)	1½" NPT	HA2515T
2½" CT	2" NPSH	HA25__20S
2½" CT	2" NPT	HA25__20T
2½" NST (NH)	2" NPSH	HA2520
2½" NST (NH)	2" NST (NH)	HA2520F
2½" NST (NH)	2" NPT	HA2520T
2½" CT	2½" NPSH	HA25__25S
2½" CT	2½" NPT	HA25__25T
2½" CT	2½" CT	HA25__25
2½" NST (NH)	2½" NPSH	HA2525
2½" NST (NH)	2½" NST (NH)	HA2525F
2½" NST (NH)	2½" NPT	HA2525T
2½" CT	3" NPSH	HA25__30S
2½" CT	3" NPT	HA25__30T
2½" CT	3" NST (NH)	HA25__30F
2½" NST (NH)	3" NPSH	HA2530
2½" NST (NH)	3" NST (NH)	HA2530F
2½" NST (NH)	3" NPT	HA2530T
3" NPSH	2½" NPSH	HA30S25S
3" NPSH	2½" CT	HA30S25
3" NST (NH)	1½" NPSH	HA30F15S
3" NST (NH)	1½" NST (NH)	HA3015F
4" NST (NH)	2½" CT	HA40F25
4½" NST (NH)	2½" CT	HA45F25

¹ ___ Customer Thread (*must specify*) refer to legend on page 169

All adapters are made to approved Dixon specifications. The Powhatan part numbers provided in this section are for quick reference purposes.

Brass Hydrant Adapters - Rocker Lug

Features:

- material: cast brass
- finish: -C polished chrome plated
- Other configurations are also available. Consult Dixon for pricing and availability.

Female Thread	Male Thread	Part #	Powhatan Part #	Wt. Lbs.
1½"NH	¾" GHT	RHA1576	09-130-00786	0.6
1½" NPSH	¾" NPT	RHA15S75T	---	0.6
1½"NH	1" NPSH	RHA1510	09-130-00791	0.6
1½" NH (NST)	1" NH (NST)	RHA1510F	09-130-01686	0.6
1½" NH (NST)	1" NPT	RHA1510T	09-130-00793	0.6
1½" NPSH	1" NPSH	RHA15S10	09-130-00796	0.6
1½" NPSH	1" NPT	RHA15S10T	09-130-02412	0.6
1½" NH (NST)	1½" NPSH	RHA1515	09-140-00077	0.9
1½" NH (NST)	1½" NH (NST)	RHA1515F	09-140-00721	0.8
1½" NH (NST)	1½" NPT	RHA1515T	09-140-00584	0.8
1½" NPSH	1½" NH (NST)	RHA15S15F	09-140-00066	0.7
1½" NPSH	1½" NPT	RHA15S15T	09-140-01661	0.9
1½" NPT	1½" NH (NST)	RHA15T15F	09-140-00809	0.9
1½" NH (NST)	2" NPSH	RHA1520	09-356-00443	0.9
1½" NH (NST)	2½" NH (NST)	RHA1525F	09-356-00220	2.2
1½" NPSH	2½" CT	RHA15S25	---	2.2
1½" NH (NST)	2½" CT	RHA15F25	---	2.2
2" NH (NST)	2½" NH (NST)	RHA2025F	09-356-00267	1.4
2" NPSH	2½" CT	RHA20S25	---	1.4
2" NPT	2½" CT	RHA20T25	---	1.4
2½" NH (NST)	¾" GHT	RHA2576	09-130-00809	1.0
2½" NH (NST)	1" NPSH	RHA2510	09-130-00919	1.4
2½" NH (NST)	1" NH (NST)	RHA2510F	09-130-01113	1.4
2½" NH (NST)	1" NPT	RHA2510T	09-130-01697	1.4
2½" CT	1" NPSH	RHA25__10S	---	1.4
2½" CT	1" NPT	RHA25__10T	---	1.4
2½" NH (NST)	1½" NPSH	RHA2515	09-130-00819	1.5
2½" NH (NST)	1½" NH (NST)	RHA2515F	09-130-00817	1.1
2½" NH (NST)	1½" NH (NST)	RHA2515F-C	09-130-00769	1.1
2½" NH (NST)	1½" NPT	RHA2515T	09-130-01126	1.5
2½" NPSH	1½" NPSH	RHA25S15	09-130-00825	1.1
2½" NPSH	1½" NH (NST)	RHA25S15F	09-130-00827	1.1
2½" CT	1½" NPSH	RHA25__15S	---	1.5
2½" CT	1½" NPT	RHA25__15T	---	1.5
2½" NH (NST)	2" NH (NST)	RHA2520F	09-130-01211	1.8
2½" NH (NST)	2" NPT	RHA2520T	09-130-00867	1.4
2½" CT	2" NPSH	RHA25__20S	---	1.5
2½" CT	2" NPT	RHA25__20T	---	1.5
2½" NH (NST)	2½" NPSH	RHA2525	09-140-00286	1.6
2½" NH (NST)	2½" NPT	RHA2525T	09-140-00952	1.6
2½" NPSH	2½" NH (NST)	RHA25S25F	09-140-00348	2.1
2½" NPT	2½" NH (NST)	RHA25T25F	09-140-00798	2.2
2½" CT	2½" NPSH	RHA25__25S	---	2.2
2½" CT	2½" NPT	RHA25__25T	---	2.2
2½" CT	2½" CT	RHA25__25	---	2.2
2½" NH (NST)	3" NPT	RHA2530T	09-356-00339	2.6
2½" CT	3" NPSH	RHA25__30S	---	2.6
2½" CT	3" NPT	RHA25__30T	---	2.6
2½" CT	3" NH (NST)	RHA25__30F	---	2.6
3" NH (NST)	2½" NH (NST)	RHA3025F	09-130-00880	1.9



reducer



reducer - chrome plated



same size

¹ Customer Thread (*must specify*) refer to legend on page 169

All adapters are made to approved Dixon specifications. The Powhatan part numbers provided in this section are for quick reference purposes.

Aluminum Female x Male Adapters - Rocker Lug

Adapters **D**



reducer



same size



increaser

Style N37

Features:

- material: seamless aluminum extrusion - hardcoat anodized

Female Thread	Male Thread									
	3/4"	1"	1 1/2"	2"	2 1/2"	3"	4"	4 1/2"	5"	6"
3/4"	N37-07_07_	N37-07_10_ AHA76_10_	N37-07_15_	N37-07_20_	N37-07_25_					
1"	N37-10_07_ AHA10_76_	N37-10_10_ AHA10_10_	N37-10_15_ AHA10_15_	N37-10_20_	N37-10_25_					
1 1/2"	N37-15_07_	N37-15_10_ AHA15_10_	N37-15_15_ AHA15_15_	N37-15_20_	N37-15_25_ AHA15_25_	N37-15_30_				
2"	N37-20_07_	N37-20_10_	N37-20_15_	N37-20_20_	N37-20_25_	N37-20_30_				
2 1/2"	N37-25_07_	N37-25_10_	N37-25_15_ AHA25_15_	N37-25_20_ AHA25_20_	N37-25_25_ AHA25_25_	N37-25_30_	N37-25_40_	N37-25_45_	N37-25_50_	N37-25_60_
3"			N37-30_15_	N37-30_20_	N37-30_25_ AHA30_25_	N37-30_30_ AHA30_30_	N37-30_40_	N37-30_45_	N37-30_50_	N37-30_60_
4"					N37-40_25_	N37-40_30_	N37-40_40_ AHA40_40_	N37-40_45_	N37-40_50_	N37-40_60_
4 1/2"					N37-45_25_	N37-45_30_	N37-45_40_ AHA45_40_	N37-45_45_	N37-45_50_	N37-45_60_
5"					N37-50_25_	N37-50_30_	N37-50_40_	N37-50_45_	N37-50_50_ AHA50_50_	N37-50_60_
6"					N37-60_25_	N37-60_30_	N37-60_40_	N37-60_45_	N37-60_50_	N37-60_60_ AHA60_60_

Customer Thread (*must specify*) refer to legend on next page

Part numbers are generated using the rule:

"Female size to Male size," i.e. if the desired part has a 3" male NPT x 2.5" female NST, the part number would be N37-25F30T

All adapters are made to approved Dixon specifications. The Powhatan part numbers provided in this section are for quick reference purposes.

Aluminum Female x Male Adapters - Long Handle



Style N56

Features:

- material: seamless *aluminum extrusion - hardcoat anodized*

Female Thread	Male Thread					
	2½"	3"	4"	4½"	5"	6"
4"	<i>N56-40_25_</i> <i>ALHA40_25_</i>	<i>N56-40_30_</i>	<i>N56-40_40_</i>	<i>N56-40_45_</i> <i>ALHA40_45_</i>	<i>N56-40_50_</i>	<i>N56-40_60_</i>
4½"	<i>N56-45_25_</i> <i>ALHA45_25_</i>	<i>N56-45_30_</i>	<i>N56-45_40_</i> <i>ALHA45_40_</i>	<i>N56-45_45_</i>	<i>N56-45_50_</i>	<i>N56-45_60_</i>
5"	<i>N56-50_25_</i>	<i>N56-50_30_</i>	<i>N56-50_40_</i>	<i>N56-50_45_</i>	<i>N56-50_50_</i>	<i>N56-50_60_</i>
6"	<i>N56-60_25_</i>	<i>N56-60_30_</i>	<i>N56-60_40_</i>	<i>N56-60_45_</i>	<i>N56-60_50_</i>	<i>N56-60_60_</i>

___Regional Thread (*must specify*) refer to legend below

Part numbers are generated using the rule:

"Female size to Male size," i.e. if the desired part has a 3" male NPT x 2.5" female NST, the part number would be N56-25F30T

Thread Legend

Initials	Common Name	Dixon Suffix	Region Normally Used	2-1/2" ODM ¹	2-1/2" TPI ²
AMA & BCT	Alberta Mutual Aid/ British Columbia Thread	B	British Columbia & Alberta	3.00	8
CSA	Canadian Standard Association	C	Ontario	3.125	5
NS1	Nova Scotia 1	NS	Nova Scotia	3.23	5
QST & QMT	Quebec Standard Thread	Q	Quebec	3.031	7
WCT	Western Canada Thread	W	Saskatchewan & Manitoba	3.25	6
GHT	Garden Hose Thread	G	North America	¹ outside diameter of male ² threads per inch	
NPS	National Pipe Straight	S			
NPT	National Pipe Tapered	T			
NST (NH)	National Standard Thread	F	Most of USA		
NYC	New York Corporation	NYC	Newark, NJ		
NYFD	New York Fire Department	NYFD	New York Fire Department		

Brass Female to Male Hex Nipples

Features:


- material: *cast brass*
- Other configurations are also available. Consult Dixon for pricing and availability.

Female Thread	Male Thread	Part #	Powhatan Part #	Wt. Lbs.
			---	0.3
3/4" GHT	1" NPT	FM7610T		
1" NPSH	3/4" GHT	FM10S76	14-155-00067	0.2
1" NPT	3/4" GHT	FM1076	---	0.4
1" NPT	1" NPSH	FM1010	14-155-00076	0.5
1" NPT	1" NH (NST)	FM1010F	14-155-00080	0.5
1" NH (NST)	1" NPT	FM10F10T	14-155-00084	0.5
1" NPT	1 1/2" NPSH	FM1015	14-155-01767	0.6
1" NPT	1 1/2" NH (NST)	FM1015F	15-216-00046	0.6
1" NPSH	1 1/2" NPT	FM10S15T	15-216-00043	0.5
1 1/2" NPT	1 1/2" NPSH	FM1515	14-155-00174	0.6
1 1/2" NPT	1 1/2" NH (NST)	FM1515F	14-155-00177	0.7
1 1/2" NH (NST)	1 1/2" NPSH	FM15F15S	14-155-00198	0.7
1 1/2" NH (NST)	1 1/2" NPT	FM15F15T	14-155-00199	0.5
1 1/2" NH (NST)	1 1/2" NPT	FM15S15F	14-155-00180	0.5
1 1/2" NH (NST)	1 1/2" NH (NST)	FM15F15F	14-155-00197	0.5
1 1/2" NPSH	1 1/2" NPT	FM15S15T	14-155-00175	0.5
1 1/2" NPSH	2" NPT	FM15S20T	---	0.6
1 1/2" NH (NST)	2" NPT	FM15F20T	15-216-00081	0.7
1 1/2" NPT	2 1/2" NH (NST)	FM1525F	15-216-00090	1.9
1 1/2" NH (NST)	2 1/2" NPT	FM15F25T	15-216-00098	1.9
1 1/2" NH (NST)	2 1/2" NH (NST)	FM15F25F	15-216-00097	1.8
1 1/2" NPSH	2 1/2" CT	FM15S25 __	---	1.9
1 1/2" NPT	2 1/2" CT	FM15T25 __	---	1.9
1 1/2" NH (NST)	2 1/2" CT	FM15F25 __	---	1.9
1 1/2" NH (NST)	3" NH (NST)	FM15F30F	15-216-00200	2.9
1 1/2" NPT	3" NH (NST)	FM1530F	15-216-00533	2.9
2" NPSH	1 1/2" NPSH	FM20S15	14-155-00264	1.0
2" NPT	1 1/2" NPSH	FM2015	14-155-01723	0.6
2" NPSH	1 1/2"	FM20S15F	14-155-00267	1.1
2" NPT	1 1/2" NH (NST)	FM2015F	14-155-00265	0.6
2" NPSH	1 1/2" NPT	FM20S15T	---	0.6
2" NPSH	2" NPT	FM20S20T	---	1.0
2" NPT	2" NPSH	FM2020	14-155-00281	1.2
2" NPSH	2 1/2" NPT	FM20S25T	---	1.5
2" NPSH	2 1/2" CT	FM20S25 __	---	1.5
2" NPSH	2 1/2" NH (NST)	FM20S25F	15-216-00106	1.8
2" NPT	2 1/2" CT	FM20T25 __	---	1.5
2" NPT	2 1/2" NH (NST)	FM2025F	15-216-00192	1.5
2 1/2" CT	3/4" NPSH	FM25 __76	---	1.3
2 1/2" CT	3/4" NPT	FM25 __75T	---	1.3
2 1/2" NH (NST)	3/4" NPT	FM25F75T	14-155-00319	1.8
2 1/2" CT	1" NPT	FM25 __10T	---	1.4
2 1/2" NH (NST)	1" NPT	FM25F10T	14-155-00324	1.6
2 1/2" NPT	1 1/2" NH (NST)	FM2515F	14-155-00333	1.9
2 1/2" NH (NST)	1 1/2" NH (NST)	FM25F15F	14-155-00329	1.7
2 1/2" NH (NST)	1 1/2" NPT	FM25F15T	14-155-00328	1.7
2 1/2" CT	1 1/2" NPSH	FM25 __15S	---	1.9
2 1/2" CT	1 1/2" NPT	FM25 __15T	---	1.9
2 1/2" NH (NST)	2" NPT	FM25F20T	14-155-00345	1.7
2 1/2" CT	2" NPT	FM25 __20T	---	1.9
2 1/2" NPT	2 1/2" NPSH	FM2525	14-155-00363	1.4
2 1/2" NPT	2 1/2" NH (NST)	FM2525F	14-155-00359	1.6

Table continued on next page

1__ Customer Thread (*must specify*) refer to legend on page 169

All adapters are made to approved Dixon specifications. The Powhatan part numbers provided in this section are for quick reference purposes.



Brass Female to Male Hex Nipples

Table continued from previous page

Female Thread	Male Thread	Part #	Powhatan Part #	Wt. Lbs.
2½" NH (NST)	2½" NH (NST)	FM25F25F	14-155-00396	1.9
2½" NH (NST)	2½" NPT	FM25F25T	14-155-00392	1.7
2½" NPT	2½" NPT	FM2525T	14-155-00365	1.4
2½" NH (NST)	2½" NPSH	FM25F25S	14-155-00395	1.4
2½" NPSH	2½" CT	FM25S25 ___	---	1.4
2½" NPT	2½" CT	FM25T25 ___	---	1.4
2½" CT	2½" NPSH	FM25 ___ 25S	---	1.4
2½" CT	2½" NPT	FM25 ___ 25T	---	1.4
2½" NPSH	2½" NH (NST)	FM25S25F	14-155-00362	1.4
2½" NPSH	2½" NPT	FM25S25T	14-155-00366	1.6
2½" CT	3" NPT	FM25 ___ 30T	---	1.9
2½" NH (NST)	3" NH (NST)	FM25F30F	15-216-00216	1.6
2½" NH (NST)	3" NPT	FM25F30T	15-216-00134	1.7
3" NPT	2½" NH (NST)	FM3025F	14-155-00501	2.3
3" NH (NST)	2½" NH (NST)	FM30F25F	14-155-00508	1.6
3" NH (NST)	2½" NPT	FM30F25T	14-155-00867	2.2
3" NPT	2½" NPT	FM3025T	14-155-00502	2.1
3" NPSH	2½"	FM30S25F	14-155-00500	1.9
3" NPSH	2½" CT	FM30S25 ___	---	2.3
3" NPT	2½" CT	FM30T25 ___	---	2.3
3" NPT	2½" CT	FM30F25 ___	---	2.3
3" NH (NST)	3" NPT	FM30F30T	14-155-00519	3.4
3" NPT	3" NH (NST)	FM3030F	14-155-00516	2.5
4" NPT	2½" NH (NST)	FM4025F	14-155-00675	6.6
4" NPT	2½" CT	FM40T25 ___	---	6.7
4" NPSH	2½" CT	FM40S25 ___	---	6.7
4" NPT	2½" CT	FM40F25 ___	---	6.7
4" NPT	4" NH (NST)	FM4040F	14-155-00540	6.9
4" NH (NST)	4" NPT	FM40F40T	14-155-00545	6.5
4" NPT	4½" NH (NST)	FM4045F	15-216-00172	7.6
4½" NH (NST)	4" NPT	FM45F40T	14-155-00561	6.1
6" NPT	6" NH (NST)	FM6060F	14-155-00711	10.6
6" NH (NST)	6" NPT	FM60F60T	14-155-00995	10.6



reducer



same size



increaser

D Adapters

¹ ___ Customer Thread (*must specify*) refer to legend on page 169

Forged Aluminum Hydrant Adapters



Features:

- material: *forged aluminum*

Female NH (NST) Thread	Male Thread	Part #	Wt. Lbs.
2½"	1½" NST	F-AHA2515F	0.6
2½"	1½" NPT	F-AHA2515T	0.6

All adapters are made to approved Dixon specifications. The Powhatan part numbers provided in this section are for quick reference purposes.

Brass Hydrant Adapters - Pin Lugs (New York Threads)

Features:

- material: *cast brass*
- Other configurations are also available. Consult Dixon for pricing and availability.

Female NYFD	Male Thread	Part #	Powhatan Part #	Wt. Lbs.
1½"	¾" GHT	HA15NYFD76	09-130-00091	.56
1½"	1½" NPT	HA15NYFD15T	09-140-01560	.75
2½"	¾" NPT	HA25NYFD75T	09-130-01761	.90
2½"	¾" GHT	HA25NYFD76	09-130-00271	.90
2½"	1½" NPSH	HA25NYFD15S	09-130-00316	1.36
2½"	1½" NST	HA25NYFD15F	09-130-00363	1.05
2½"	1½" NPT	HA25NYFD15T	09-130-01013	1.36
2½"	1½" NYFD	HA25NYFD15NYFD	09-130-00317	1.00
2½"	2" NPT	HA25NYFD20T	09-130-01735	.95
2½"	2½" NST	HA25NYFD25F	09-140-01205	1.67

Female NYC	Male Thread	Part #	Powhatan Part #	Wt. Lbs.
2½"	¾" NPT	HA25NYC75T	09-130-02494	1.6
2½"	¾" GHT	HA25NYC76	09-130-00269	.92
2½"	1" NPT	HA25NYC10T	09-130-01240	1.45
2½"	1½" NPT	HA25NYC15T	09-130-00310	1.0
2½"	1½" NST	HA25NYC15F	09-130-00311	1.0
2½"	2" NPT	HA25NYC20T	09-130-01982	1.10

- NYFD thread = 3.031 x 8 TPI
- NYC thread = 3.00 x 8 TPI



reducer



same size



increaser

All adapters are made to approved Dixon specifications. The Powhatan part numbers provided in this section are for quick reference purposes.

Brass Female to Male Hex Nipples (New York Threads)

Features:

- material: *cast brass*
- Other configurations are also available. Consult Dixon for pricing and availability.

Female	Male	Part #	Powhatan Part #	Wt. Lbs.
1½" FNPT	1½" MNYFD	FM1515NYFD	14-155-00182	0.6
1½" FNST (NH)	1½" MNYFD	FM15F15NYFD	14-155-00201	0.6
1½" FNYFD	1½" MNST (NH)	FM15NYFD15F	14-155-00216	0.6
1½" FNYFD	1½" MNPT	FM15NYFD15T	14-155-00215	0.6



reducer

Female	Male	Part #	Powhatan Part #	Wt. Lbs.
2½" FNPT	2½" MNYFD	FM2525NYFD	14-155-00369	1.5
2½" FNST (NH)	2½" MNYC	FM25F25NYC	14-155-00397	1.5
2½" FNST (NH)	2½" MNYFD	FM25F25NYFD	14-155-00398	1.5
2½" FNYC	2½" MNST (NH)	FM25NYC25F	14-155-00427	1.5
2½" FNYC	2½" MNPT	FM25NYC25T	14-155-00425	1.5
2½" FNYFD	2½" MNST (NH)	FM25NYFD25F	14-155-00983	1.5
2½" FNYFD	2½" MNPT	FM25NYFD25T	14-155-00429	1.5
2½" FNYFD	2½" MNYFD	FM25NYFD25NYFD	14-155-00430	1.5



same size

Female	Male	Part #	Powhatan Part #	Wt. Lbs.
2½" FNYFD	1½" MNPT	FM25NYFD15T	14-155-01371	1.55
2½" FNYFD	2" MNPT	FM25NYFD20T	14-155-01761	1.55
2½" FNYFD	3" MNYFD	FM25NYFD30NYFD	15-216-00345	1.65
2½" FNYFD	3" MNPT	FM25NYFD30T	15-216-00457	1.65



increaser

- NYFD thread = 3.031 x 8 TPI
- NYC thread = 3.00 x 8 TPI

All adapters are made to approved Dixon specifications. The Powhatan part numbers provided in this section are for quick reference purposes.

Domestic Brass Hydrant Adapters - Pin Lug

Features:

- material: *cast brass*
- Other configurations are also available. Consult Dixon for pricing and availability.



reducer

Female Thread	Male Thread	Part #	Powhatan Part #
1½" NST	¾" GHT	HA1576-D	09-130-00084
2½" NST	1" NPT	HA2510T-D	09-130-01057
2½" NST	1½" NST	HA2515F-D	09-130-00297
2½" NST	1½" NPT	HA2515T-D	09-130-00299
2½" NST	¾" GHT	HA2576-D	09-130-00263

Domestic Brass Female to Male Hex Nipples

Features:

- material: *cast brass*
- Other configurations are also available. Consult Dixon for pricing and availability.



reducer



same size

Female Thread	Male Thread	Part #	Powhatan Part #
1" NPT	1½" NST	FM1015F-D	15-216-00046
1½" NPT	1½" NST	FM1515F-D	14-155-00177
1½" NPT	2½" NST	FM1525F-D	15-216-00090
1½" NST	1½" NPSH	FM15F15S-D	14-155-00198
1½" NST	1½" NPT	FM15F15T-D	14-155-00199
1½" NST	2½" NST	FM15F25F-D	15-216-00097
1½" NPSH	1½" NST	FM15S15F-D	14-155-00180
1½" NPSH	1½" NPT	FM15S15T-D	14-155-00175
2" NPT	1½" NST	FM2015F-D	14-155-00265
2½" NPT	2½" NST	FM2525F-D	14-155-00359
2½" NST	1½" NST	FM25F15F-D	14-155-00329
2½" NST	1½" NPT	FM25F15T-D	14-155-00328
2½" NST	2½" NPT	FM25F25T-D	14-155-00392

Polycarbonate Hydrant Adapters - Rocker Lugs

Features:

- use with water
- **100 PSI** maximum working pressure at 70°F (21°C)



reducer

Female Thread	Male Thread	Part #	Wt. Lbs.
1½" NPSH	1½" NST	POLYHA15S15F	0.12
2½" NST	¾" GHT	POLYHA2576	0.20
2½" NST	1½" NPSH	POLYHA2515	0.22
2½" NST	1½" NST	POLYHA2515F	0.22
2½" NST	2" NPT	POLYHA2520T	0.24

All adapters are made to approved Dixon specifications. The Powhatan part numbers provided in this section are for quick reference purposes.

Brass Double Female Swivels

Feature:

- material: *cast brass*

Pin Lug

Female NPSH	Female NPSH	Part #	Powhatan Part #	Wt. Lbs.
1½"	1½"	DFP1515	09-115-00023	1.4
2½"	2½"	DFP2525	09-115-00110	4.5

Female NH (NST)	Female NH (NST)	Part #	Powhatan Part #	Wt. Lbs.
1½"	1½"	DFP1515F	09-115-00020	1.3
2½"	2½"	DFP2525F	09-115-00093	4.1

Female NH (NST)	Female NPSH	Part #	Powhatan Part #	Wt. Lbs.
1½"	1½"	DFP15F15S	09-115-00295	1.2
2½"	2½"	DFP25F25S	09-115-00321	4.5

Female NYFD	Female NYFD	Part #	Powhatan Part #	Wt. Lbs.
1½"	1½"	DFP15NYFD15NYFD	09-115-00295	1.4
2½"	2½"	DFP25NYFD25NYFD	09-115-00321	4.1

Female CT	Female Thread	Part #	Powhatan Part #	Wt. Lbs.
2½"	2½" NPSH	DFP25_25S ¹	---	4.5
2½"	2½" CT	DFP25_25 ¹	---	4.5

¹ Customer Thread (*must specify*) refer to legend on page 169



D Adapters

Rocker Lug

Feature:

- material: *cast brass*

Female NPSH	Female NPSH	Part #	Powhatan Part #	Wt. Lbs.
1½"	1½"	DFR1515	09-115-00036	1.2
2½"	2½"	DFR2525	09-115-00335	4.5

Female NH (NST)	Female NH (NST)	Part #	Powhatan Part #	Wt. Lbs.
1½"	1½"	DFR1515F	09-115-00033	1.2
2½"	2½"	DFR2525F	09-115-00104	4.5



All adapters are made to approved Dixon specifications. The Powhatan part numbers provided in this section are for quick reference purposes.

Aluminum Double Swivel Female Adapters - Rocker Lug

Adapters



Style N35

Features:

- material: seamless *aluminum extrusion, hardcoat anodized*
- Other configurations are also available. Consult Dixon for pricing and availability.

Female Swivel Thread	Female Swivel Thread								
	1"	1½"	2"	2½"	3"	4"	4½"	5"	6"
1"	N35-10_10_ ADFR10_10_	N35-10_15_							
1½"		N35-15_15_ ADFR15_15_	N35-15_20_	N35-15_25_					
2"			N35-20_20_	N35-20_25_ ADFR20_25_					
2½"				N35-25_25_ ADFR25_25_	N35-25_30_	N35-25_40_	N35-25_45_	N35-25_50_	N35-25_60_
3"					N35-30_30_	N35-30_40_	N35-30_45_	N35-30_50_	N35-30_60_
4"						N35-40_40_ ADFR40_40_	N35-40_45_	N35-40_50_	N35-40_60_
4½"							N35-45_45_	N35-45_50_	N35-45_60_
5"								N35-50_50_	N35-50_60_
6"									N35-60_60_ ADFR60_60_

___ Customer Thread (*must specify*) refer to legend on next page

Part numbers are generated using the rules:

"Smallest size to largest size," if it's the same size on both threads then we use " pipe thread to fire thread size,"

i.e. if the desired part has a:

1) 3" NPS x 2.5" NST the part number would be N35-25F30S

2) 3: NST x 3" NPS the part number would be N35-30S30F

Aluminum Double Female Swivel Adapters - Long Handle



Style N57

Features:

- material: seamless *aluminum extrusion, hardcoat anodized*

Female Swivel Thread	Female Swivel Thread					
	2½"	3"	4"	4½"	5"	6"
2½"	N57-25_25_	N57-25_30_	N57-25_40_	N57-25_45_	N57-25_50_	N57-25_60_
3"		N57-30_30_	N57-30_40_	N57-30_45_	N57-30_50_	N57-30_60_
4"			N57-40_40_	N57-40_45_	N57-40_50_	N57-40_60_
4½"				N57-45_45_ ADFL45_45_	N57-45_50_	N57-45_60_
5"					N57-50_50_	N57-50_60_
6"						N57-60_60_ ADFL60_60_

___ Customer Thread (*must specify*) refer to legend below

Part numbers are generated using the rules:

"Smallest size to largest size," if it's the same size on both threads then we use " pipe thread to fire thread size," i.e. if the desired part has a:

- 1) 3" NPS x 2.5" NST the part number would be N57-25F30S
- 2) 3: NST x 3" NPS the part number would be N57-30S30F

Thread Legend

Initials	Common Name	Dixon Suffix	Region Normally Used	2-1/2" ODM ¹	2-1/2" TPI ²
AMA & BCT	Alberta Mutual Aid/ British Columbia Thread	B	British Columbia & Alberta	3.00	8
CSA	Canadian Standard Association	C	Ontario	3.125	5
NS1	Nova Scotia 1	NS	Nova Scotia	3.23	5
QST & QMT	Quebec Standard Thread	Q	Quebec	3.031	7
WCT	Western Canada Thread	W	Saskatchewan & Manitoba	3.25	6
GHT	Garden Hose Thread	G	North America	¹ outside diameter of male ² threads per inch	
NPS	National Pipe Straight	S			
NPT	National Pipe Tapered	T			
NST (NH)	National Standard Thread	F	Most of USA		
NYC	New York Corporation	NYC	Newark, NJ		
NYFD	New York Fire Department	NYFD	New York Fire Department		

Forged Aluminum Double Female Swivel - Rocker Lug

Feature:

- material: *forged aluminum*



Female NH (NST) Thread	Female NH (NST) Thread	Part #	Wt. Lbs.
1½"	1½"	F-ADFR1515F	0.60
2½"	2½"	F-ADFR2525F	1.45

Female NPSH Thread	Female NPSH Thread	Part #	Wt. Lbs.
1½"	1½"	F-ADFR1515	0.60
2½"	2½"	F-ADFR2525	1.45

Adapters **D**

Domestic Brass Double Female Swivels - Pin Lug



Feature:

- material: *brass*

Female Thread	Female Thread	Part #	Powhatan Part #
1½" NST	1½" NST	DFP1515F-D	09-115-00020
2½" NST	2½" NST	DFP2525F-D	09-115-00093

(Open Snoot) Brass Female Swivel Adapters - Pin Lug

23-270

Features:

Double female rigid hexagon to swivel connection. Rigid end thread is always NPT, hose thread is on swivel end.

- material: *cast brass*
- finish: -P polished, -C polished chrome plated
- Other configurations are also available. Consult Dixon for pricing and availability.

Female Swivel Thread	Female Rigid Thread	Part #	Powhatan Part #	Wt. Lbs.
1½" NH (NST)	1½" NPT	SF150F	23-270-00431	1.0
1½" NPSH	1½" NPT	SF150S	23-270-00507	1.0
2½" NH (NST)	1½" NPT	SF25F15T	23-270-00436	3.6
2½" CT ¹	1½" NPT	SF25__15T	---	3.6
2½" NH (NST)	2" NPT	SF25F20T	23-270-00437	2.8
2½" NYFD	2" NPT	SF25NYFD20T	23-270-00588	2.8
2½" CT ¹	2" NPT	SF25__20T	---	2.8
2½" CT ¹	2½" CT ¹	SF25__25	---	2.8
2½" NYFD	2½" NPT	SF250NYFD	23-270-00300	2.9
2½" NH (NST)	2½" NPT	SF250F	23-270-00008	2.9
2½" NH (NST)	2½" NPT	SF250F-P	23-270-00006	2.8
2½" NH (NST)	2½" NPT	SF250F-C	23-270-00009	2.9
2½" NPSH	2½" NPT	SF250S	23-270-00360	2.9
2½" CT ¹	2½" NPT	SF25__25T	---	2.9
2½" NH (NST)	3" NPT	SF25F30T	23-270-00036	3.9
2½" NYFD	3" NPT	SF25NYFD30T	23-270-00443	3.9
2½" CT ¹	3" NPT	SF25__30T	---	3.9
3" NH (NST)	3" NPT	SF300F	23-270-00225	4.6
3" NH (NST)	3" NPT	SF300F-P	23-270-00045	4.6
3" NH (NST)	3" NPT	SF300F-C	23-270-00080	4.6
3" NYFD	3" NPT	SF300NYFD	23-270-00113	4.0
3" NYFD	3" NPT	SF300NYFD-C	23-270-00048	4.3
3" NYFD	3" NPT	SF300NYFD-P	23-270-00047	4.3
4" NH (NST)	4" NPT	SF400F	23-270-00000	10.0



¹__ Customer Thread (*must specify*) refer to legend on page 169

(Open Snoot) Female Swivel Adapters - Rocker Lug

23-270

Features:

- material: *cast brass*
- Other configurations are also available. Consult Dixon for pricing and availability.

Female Threads	Female Threads	Part #	Powhatan Part #	Wt. Lbs.
1½" NH (NST)	1½" NPT	RSF150F	23-270-00397	1.0
2½" NH (NST)	1½" NPT	RSF25F15T	23-270-00592	4.9
2½" CT	1½" NPT	RSF25__15T	---	4.9
2½" NH (NST)	2" NPT	RSF25F20T	23-270-00371	3.7
2½" CT	2" NPT	RSF25__20T	---	3.7
2½" NH (NST)	2½" NPT	RSF250F	23-270-00352	3.8
2½" CT	2½" NPT	RSF25__25T	---	3.8
2½" CT	2½" CT	RSF25__25	---	3.8
2½" NH (NST)	3" NPT	RSF25F30T	23-270-00346	4.7
2½" CT	3" NPT	RSF25__30T	---	4.7



All adapters are made to approved Dixon specifications. The Powhatan part numbers provided on this page are for quick reference purposes.

Aluminum Swivel Female x Rigid Female Adapters - Rocker Lug

D
Adapters



Style N53

Features:

- material: seamless *aluminum extrusion, hardcoat anodized*

Female Swivel Thread	Female Rigid Thread							
	1½"	2"	2½"	3"	4"	4½"	5"	6"
1½"	<u>N53-15_15_</u> <u>ASF15_15_</u>	<u>N53-15_20_</u>	<u>N53-15_25_</u>					
2"	<u>N53-20_15_</u>	<u>N53-20_20_</u>	<u>N53-20_25_</u>					
2½"	<u>N53-25_15_</u>	<u>N53-25_20_</u> <u>ASF25_20_</u>	<u>N53-25_25_</u> <u>ASF25_25_</u>	<u>N53-25_30_</u> <u>ASF25_30_</u>	<u>N53-25_40_</u> <u>ASF25_40_</u>	<u>N53-25_45_</u>	<u>N53-25_50</u>	<u>N53-25_60_</u>
3"			<u>N53-30_25_</u>	<u>N53-30_30_</u>	<u>N53-30_40_</u>	<u>N53-30_45_</u>	<u>N53-30_50</u>	<u>N53-30_60_</u>
4"			<u>N53-40_25_</u>	<u>N53-40_30_</u>	<u>N53-40_40_</u> <u>ASF40_40_</u>	<u>N53-40_45_</u>	<u>N53-40_50</u>	<u>N53-40_60_</u>
4½"			<u>N53-45_25_</u>	<u>N53-45_30_</u>	<u>N53-45_40_</u> <u>ASF45_40_</u>	<u>N53-45_45_</u>	<u>N53-45_50</u>	<u>N53-45_60_</u>
5"			<u>N53-50_25_</u>	<u>N53-50_30_</u>	<u>N53-50_40_</u>	<u>N53-50_45_</u>	<u>N53-50_50</u>	<u>N53-50_60_</u>
6"			<u>N53-60_25_</u>	<u>N53-60_30_</u>	<u>N53-60_40_</u>	<u>N53-60_45_</u>	<u>N53-60_50</u>	<u>N53-60_60_</u> <u>ASF60_60_</u>

____ Customer Thread (*must specify*) refer to legend on page 169

Part numbers are generated using the rule:

"Swivel size to rigid size," i.e. inf the desired part has a 3" NPS rigid x 2.5" swivel the part number would be N53-25F30S

Domestic Brass Adapters - Hex Nipples

Swivel x Female

Features:

- material: *cast brass*
- Other configurations are also available. Consult Dixon for pricing and availability.

Female NST Swivel	Female Rigid NPT	Part #	Powhatan Part #
1½"	1½"	SF150F-D	23-270-00431
2½"	2½"	SF250F-D	23-270-00008
2½"	2"	SF25F20T-D	23-270-00437

D
Adapters

Brass Double Female Hex Adapters

Features:

- material: *cast brass*
- Other configurations are also available. Consult Dixon for pricing and availability.

Female Thread	Female NH (NST)	Part #	Powhatan Part #	Wt. Lbs.
1½" NPT	1½"	FFH1515F	14-156-00053	0.8
2½" NPT	2½"	FFH2525F	14-156-00100	1.9
1½" NH (NST)	1½"	FFH15F15F	14-156-00059	0.7
2½" NH (NST)	2½"	FFH25F25F	14-156-00098	1.6

Female Thread	Female NYFD	Part #	Powhatan Part #	Wt. Lbs.
1½" NYFD	1½"	FFH15NYFD15NYFD	14-156-00060	0.8
1½" NPT	1½"	FFH1515NYFD	14-156-00057	1.0
2½" NPT	2½"	FFH2525NYFD	14-156-00127	1.6



Female Thread	Female Thread	Part #	Powhatan Part #	Wt. Lbs.
1½" NPT	1½" NPSH	FFH15T15S	14-156-00051	0.8
1½" NST	1½" NPSH	FFH15F15S	14-156-00054	0.8
2½" CT	2½" CT	FFH25__25__¹	---	1.6
2½" NPT	2½" CT	FFH25T25__	---	1.6

¹__ Customer Thread (*must specify*) refer to legend on page 169

Brass Female Swivel to Male Adapters

Pin Lug

Feature:

- material: cast brass

Female NH (NST)	Male NPT	Part #	Powhatan Part #	Wt. Lbs.
1½"	1½"	SM150F	09-215-00277	1.0
2½"	1½"	SM25F15T	09-215-00367	3.6
2½"	2"	SM25F20T	09-215-00140	2.7
2½"	2½"	SM250F	09-215-00279	2.8
2½"	3"	SM25F30T	09-215-00110	3.0
4"	4"	SM400F	09-215-10000	9.0

Female NPSH	Male NPT	Part #	Powhatan Part #	Wt. Lbs.
1½"	1½"	SM150S	09-215-00368	0.1
2"	2"	SM200S	09-215-00778	0.1
2½"	2½"	SM250S	09-215-00059	0.1

Female	Male NH (NST)	Part #	Powhatan Part #	Wt. Lbs.
1½" NPSH	1½"	SM15S15F	09-215-00399	1.0
2½" NST	3"	SM25F30F	09-215-00255	3.0

Female CT ¹	Male NPT	Part #	Powhatan Part #	Wt. Lbs.
2½"	1½"	SM25_15T	---	1.0
2½"	2"	SM25_20T	---	2.7
2½"	2½"	SM250	---	2.8
2½"	3"	SM25_30T	---	3.0

¹ ___ Customer Thread (*must specify*) refer to legend on page 169

Female	Male NPT	Part #	Powhatan Part #	Wt. Lbs.
1½" NYFD	1½"	SM150NYFD	09-215-00494	1.0
2½" NYC	2½"	SM250NYC	09-215-00613	2.8
2½" NYFD	2½"	SM250NYFD	09-215-00550	2.8

Rocker Lug

Feature:

- material: cast brass

Female Thread	Male NPT	Part #	Powhatan Part #	Wt. Lbs.
1½" NH (NST)	1½"	RSM150F	09-215-00382	0.9
1½" NH (NST)	1½"	RSM150S	---	1.1
2½" CT	1½"	RSM25_15T	---	3.0
2½" NH (NST)	2"	RSM25F20T	09-215-00294	3.2
2½" CT	2"	RSM25_20T	---	3.2
2½" NH (NST)	2½"	RSM250F	09-215-00306	3.2
2½" CT	2½"	RSM25_25T	---	3.2
2½" NH (NST)	3"	RSM25F30T	09-215-00290	4.3
2½" CT	3"	RSM25_30T	---	4.1

¹ ___ Customer Thread (*must specify*) refer to legend on page 169

All adapters are made to approved Dixon specifications. The Powhatan part numbers provided in this section are for quick reference purposes.



Aluminum Female Swivel to Male Adapters - Rocker Lug



Style N54

Feature:

- material: seamless *aluminum extrusion, hardcoat anodized*

Female Swivel Thread	Male Thread							
	1½"	2"	2½"	3"	4"	4½"	5"	6"
1½"	<i>N54-15_15_</i> <i>ASM15_15_</i>	<i>N54-15_20_</i>	<i>N54-15_25_</i>					
2"	<i>N54-20_15_</i>	<i>N54-20_20_</i>	<i>N54-20_25_</i>					
2½"	<i>N54-25_15_</i>	<i>N54-25_20_</i> <i>ASM25_20_</i>	<i>N54-25_25_</i> <i>ASM25_25_</i>	<i>N54-25_30_</i> <i>ASM25_30_</i>	<i>N54-25_40_</i>	<i>N54-25_45_</i>	<i>N54-25_50_</i>	<i>N54-25_60_</i>
3"			<i>N54-30_25_</i>	<i>N54-30_30_</i>	<i>N54-30_40_</i>	<i>N54-30_45_</i>	<i>N54-30_50_</i>	<i>N54-30_60_</i>
4"			<i>N54-40_25_</i>	<i>N54-40_30_</i>	<i>N54-40_40_</i> <i>ASM40_40_</i>	<i>N54-40_45_</i>	<i>N54-40_50_</i>	<i>N54-40_60_</i>
4½"			<i>N54-45_25_</i>	<i>N54-45_30_</i>	<i>N54-45_40_</i> <i>ASM45_40_</i>	<i>N54-45_45_</i>	<i>N54-45_50_</i>	<i>N54-45_60_</i>
5"			<i>N54-50_25_</i>	<i>N54-50_30_</i>	<i>N54-50_40_</i>	<i>N54-50_45_</i>	<i>N54-50_50_</i>	<i>N54-50_60_</i>
6"			<i>N54-60_25_</i>	<i>N54-60_30_</i>	<i>N54-60_40_</i>	<i>N54-60_45_</i>	<i>N54-60_50_</i>	<i>N54-60_60_</i> <i>ASM60_60_</i>

___ Customer Thread (*must specify*) refer to legend on page 169

Part numbers are generated using the rule:

"Swivel female size to male size," i.e. if the desired part has a 3" NPS female swivel x 2.5" NST male, the part number would be N54-30S25F

Brass Female Rocker Lug - Suction with Screens

Features:

- material: *cast brass*
- suction intake with strainer screen



Female Thread	Female NPT	Part #	Wt. Lbs.
2½" NH (NST)	1½"	RSFSA25F15T	3.2
2½" NH (NST)	2"	RSFSA25F20T	2.7
2½" NH (NST)	2½"	RSFSA250F	3.2
2½" NH (NST)	3"	RSFSA25F30T	4.3

Female CT	Female NPT	Part #	Wt. Lbs.
2½"	1½"	RSFSA25_15T	3.2
2½"	2"	RSFSA25_20T	2.7
2½"	2½"	RSFSA25_25T	3.2
2½"	3"	RSFSA25_30T	4.3

¹ ___ Customer Thread (*must specify*) refer to legend on page 169

Brass Male Rocker Lug - Suction with Screen

Features:

- material: *cast brass*
- suction intake with strainer screen



Female NST (NH) Thread	Male NPT Thread	Part #	Wt. Lbs.
2½"	1½"	RSMSA25F15T	3.03
2½"	2"	RSMSA25F20T	3.28
2½"	2½"	RSMSA250F	3.06
2½"	3"	RSMSA25F30T	4.23

Female CT ¹	Male NPT Thread	Part #	Wt. Lbs.
2½"	1½"	RSMSA25_15T	3.03
2½"	2"	RSMSA25_20T	3.28
2½"	2½"	RSMSA25_25T	3.06
2½"	3"	RSMSA25_30T	4.23

¹ ___ Customer Thread (*must specify*) refer to legend on page 169

D
Adapters

Aluminum Female Swivel to Male Adapters - Long Handle



Style N54L

Feature:

- material: seamless aluminum extrusion, hardcoat anodized

Female Swivel Thread	Male Thread					
	2½"	3"	4"	4½"	5"	6"
2½"	N54L-25_25_	N54L-25_30_	N54L-25_40_	N54L-25_45_	N54L-25_50_	N54L-25_60_
3"	N54L-30_25_	N54L-30_30_	N54L-30_40_	N54L-30_45_	N54L-30_50_	N54L-30_60_
4"	N54L-40_25_	N54L-40_30_	N54L-40_40_	N54L-40_45_	N54L-40_50_	N54L-40_60_
4½"	N54L-45_25_	N54L-45_30_	N54L-45_40_	N54L-45_45_	N54L-45_50_	N54L-45_60_
5"	N54L-50_25_	N54L-50_30_	N54L-50_40_	N54L-50_45_	N54L-50_50_	N54L-50_60_
6"	N54L-60_25_	N54L-60_30_	N54L-60_40_	N54L-60_45_	N54L-60_50_	N54L-60_60_

___ Customer Thread (*must specify*) refer to legend on page 169

Part numbers are generated using the rule:

"Swivel female size to male size," i.e. if the desired part has a 3" NPS female swivel x 2.5" NST male, the part number would be N54L-30S25F

Domestic Brass Adapters - Hex Nipples

Swivel x Male

Feature:

- material: brass

Female NST Swivel	Male NPT	Part #	Powhatan Part #
1½"	1½"	SM150F-D	09-215-00277
2½"	2½"	SM250F-D	09-215-00279
2½"	2"	SM25F20T-D	09-215-00140
2½"	3"	SM25F30T-D	09-215-00110



British Instantaneous Fittings

Features:

- meets BS336 specifications
- 15 Bar or 217 **PSI** at 70°F (21°C)
- material: *brass*

Adapters



Adapters

British Instantaneous female x female threads

Size		Part #	Wt.
Female	Female		
2½" BRIT	2½" NST	BID250F BID250S BID250T BID250B	3 lbs. 10 ozs.
2½" BRIT	2½" NPSH		
2½" BRIT	2½" NPT		
2½" BRIT	2½" BSP		

British Instantaneous female x male threads

Size		Part #	Wt.
Female	Male		
2½" BRIT	2½" NST	BIB250F BIB250S BIB250T BIB250B	3 lbs. 5 ozs.
2½" BRIT	2½" NPSH		
2½" BRIT	2½" NPT		
2½" BRIT	2½" BSP		



British Instantaneous male x female threads

Size		Part #	Wt.
Male	Female		
2½" BRIT	2½" NST	BIA250F BIA250S BIA250T BIA250B	2 lbs. 9 ozs.
2½" BRIT	2½" NPSH		
2½" BRIT	2½" NPT		
2½" BRIT	2½" BSP		



British Instantaneous male x male threads

Size		Part #	Wt.
Male	Male		
2½" BRIT	2½" NST	BIF250F BIF250S BIF250T BIF250B	2 lbs. 5 ozs.
2½" BRIT	2½" NPSH		
2½" BRIT	2½" NPT		
2½" BRIT	2½" BSP		



Plug

Size	Part #	Wt.
2½"	BIDP250	1 lb. 13 ozs.



Cap

Size	Part #	Wt.
2½"	BIDC250	3 lbs. 8 ozs.



Hose Shanks

Size	Part #	Wt.
2½" MBI x 1½" hose shank	BIE150	2 lbs. 11 ozs.
2½" FBI x 1½" hose shank	BIC150	3 lbs. 12 ozs.
2½" MBI x 2½" hose shank	BIE250	2 lbs. 11ozs.
2½" FBI x 2½" hose shank	BIC250	3 lbs. 12 ozs.



BIE150

BIC150

Screw Pitch Gauge

Features:

- used to determine threads per inch
- stainless steel construction with 30 leaves

Part #	Powhatan Part #	Wt. Lbs.
TPG	29-425-00001	.35



D Adapters

Long Handle Short Shank Suction Hose Females

Features:

- powder coated aluminum swivel nut
- for suction and low pressure discharge only

Female Swivel NH (NST)	Hose Size	Part #	Wt. Lbs.
4"	4"	LHFS400F	3.0
4½"	4"	LHFS4045F	3.4



Cam and Groove Adapters - Pin Lug

Features:

- pin lugs allow for easy connection using standard spanner and hydrant wrenches
- supplied with buna-N washer in the threaded end
- see pages 102-104 for lug wrenches

- material: *aluminum*

Female NH (NST)	Male Adapter	Part #	Wt. Lbs.
1½"	1½"	AHA1515ADP	0.5
2½"	2½"	AHA2525ADP	0.6

- material: *brass*

Female NH (NST)	Male Adapter	Part #	Wt. Lbs.
1½"	1½"	HA1515ADP	0.8
2½"	2½"	HA2525ADP	2.0



Dixon Northline Storz Fittings



FSA-Storz x Rigid Female

Application:

designed to be used where ever a non-valved, locking coupling is required

Features:

- machined from forged 6061 - T6 aluminum
- hardcoat anodized components per MIL-A-8625 Type III Class 1
- Buna-N gaskets
- working pressure: **150 PSI** at 70°F (21°C)
- cast aluminum lock lever assembly on 4", 5" and 6"

Storz Size	Female Rigid Thread									
	1"	1½"	2"	2½"	3"	3½"	4"	4½"	5"	6"
1"	FSA1010_									
1½"	FSA1510_ SZF1510_	FSA1515_		FSA1525_						
2"		FSA2015_ SZF2015_	FSA2020_	FSA2025_						
2½"		FSA2515_	FSA2520_	FSA2525_	FSA2530_					
3"			FSA3020_ SZF3020_	FSA3025_	FSA3030_					
4"				FSA4025_ SZF4025_	FSA4030_ SZF4030_	FSA4035_	FSA4040_ SZF4040_	FSA4045_	FSA4050_	FSA4060_
5"				FSA5025_ SZF5025_	FSA5030_	FSA5035_	FSA5040_ SZF5040_	FSA5045_ SZF5045_	FSA5050_ SZF5050_	FSA5060_ SZF5060_
6"							FSA6040_	FSA6045_	FSA6050_	FSA6060_

____ Customer Thread (*must specify*) refer to legend on next page

Dixon Northline Storz Fittings



SFSA - Storz x Swivel Female Adapter - Rocker Lug / Long Handle

Features:

- machined from forged 6061 - T6 aluminum
- hardcoat anodized components per MIL-A-8625 Type III Class 1
- Buna-N gaskets
- working pressure: **150 PSI** at 70°F (21°C)
- cast aluminum lock lever assembly on 4", 5" and 6"

Storz Size	Female Swivel Thread						
	2½"	3"	3½"	4"	4½"	5"	6"
2½"	SFSA2525_						
3"	SFSA3025_	SFSA3030_					
4"	SFSA4025_ SZSF4025_	SFSA4030_	SFSA4035_	SFSA4040_ SZSF4040_	SFSA4045_ SZSF4045_	SFSA4050_	SFSA4060_
5"	SFSA5025_ SZSF5025_	SFSA5030_	SFSA5035_	SFSA5040_ SZSF5040_	SFSA5045_ SZSF5045_	SFSA5050_	SFSA5060_
6"				SFSA6040_	SFSA6045_	SFSA6050_	SFSA6060_

___Customer Thread (*must specify*) refer to legend below

Long Handle - LH suffix

Rocker Lug - furnished standard

Thread Legend

Initials	Common Name	Dixon Suffix	Region Normally Used	2-1/2" ODM ¹	2-1/2" TPI ²
AMA & BCT	Alberta Mutual Aid/ British Columbia Thread	B	British Columbia & Alberta	3.00	8
CSA	Canadian Standard Association	C	Ontario	3.125	5
NS1	Nova Scotia 1	NS	Nova Scotia	3.23	5
QST & QMT	Quebec Standard Thread	Q	Quebec	3.031	7
WCT	Western Canada Thread	W	Saskatchewan & Manitoba	3.25	6
GHT	Garden Hose Thread	G	North America	¹ outside diameter of male ² threads per inch	
NPS	National Pipe Straight	S			
NPT	National Pipe Tapered	T			
NST (NH)	National Standard Thread	F			
NYC	New York Corporation	NYC	Newark, NJ		
NYFD	New York Fire Department	NYFD	New York Fire Department		

Dixon Northline Storz Fittings



SFSA30 - Storz x Female Swivel 30° Elbow - Rocker Lug

Features:

- machined from forged 6061 - T6 aluminum
- hardcoat anodized components per MIL-A-8625 Type III Class 1
- Buna-N gaskets
- working pressure: **150 PSI** at 70°F (21°C)
- cast aluminum lock lever assembly on 4", 5" and 6"
- screens available for 4" and 5" heads, consult Dixon for pricing

Storz Size	Female Swivel Thread						
	2½"	3"	3½"	4"	4½"	5"	6"
2½"	SFSA30-2525_	SFSA30-2530_					
3"	SFSA30-3025_	SFSA30-3030_					
4"	SFSA30-4025_	SFSA30-4030_	SFSA30-4035_	SFSA30-4040_	SFSA30-4045_	SFSA30-4050_	SFSA30-4060_
5"	SFSA30-5025_	SFSA30-5030_	SFSA30-5035_	SFSA30-5040_	SFSA30-5045_	SFSA30-5050_	SFSA30-5060_
6"				SFSA30-6040_	SFSA30-6045_	SFSA30-6050_	SFSA30-6060_

Customer Thread (*must specify*) refer to legend on page 169

NCS-CSF - 150 lbs. Carbon Steel Flange x Storz



Feature:

- materials: storz; *hardcoated aluminum* flange; *carbon steel*

Storz Size	150# Flange Size		
	4"	5"	6"
4"		NCS-CSF-STZ540	NCS-CSF-STZ640
5"	NCS-CSF-STZ450	NCS-CSF-STZ550	NCS-CSF-STZ650
6"	NCS-CSF-STZ460	NCS-CSF-STZ560	NCS-CSF-STZ660

Dixon Northline Storz Fittings

Features:

- machined from forged 6061 - T6 aluminum
- hardcoat anodized components per MIL-A-8625 Type III Class 1
- Buna-N gaskets
- working pressure: **150 PSI** at 70°F (21°C)
- cast aluminum lock lever assembly on 4", 5" and 6"

SFSA30 - Storz x Female Swivel 30° Elbow - Long Handle



Storz Size	Female NST Swivel Thread			
	4"	4½"	5"	6"
4"	<i>SFSA30-4040F-LH</i>	<i>SFSA30-4045F-LH</i>	<i>SFSA30-4050F-LH</i>	<i>SFSA30-4060F-LH</i>
5"	<i>SFSA30-5040F-LH</i>	<i>SFSA30-5045F-LH</i>	<i>SFSA30-5050F-LH</i>	<i>SFSA30-5060F-LH</i>
6"	<i>SFSA30-6040F-LH</i>	<i>SFSA30-6045F-LH</i>	<i>SFSA30-6050F-LH</i>	<i>SFSA30-6060F-LH</i>

MSA - Storz x Rigid Male



Storz Size	Male Thread								
	1"	1½"	2"	2½"	3"	4"	4½"	5"	6"
1"		<i>MSA1015_</i>	<i>MSA1020_</i>	<i>MSA1025_</i>					
1½"	<i>MSA1510_</i> <i>SZM1510_</i>	<i>MSA1515_</i>	<i>MSA1520_</i>	<i>MSA1525_</i>					
2"		<i>MSA2015_</i> <i>SZM2015_</i>	<i>MSA2020_</i>	<i>MSA2025_</i>	<i>MSA2030_</i>				
2½"			<i>MSA2520_</i>	<i>MSA2525_</i> <i>SZM2525_</i>	<i>MSA2530_</i>				
3"			<i>MSA3020_</i>	<i>MSA3025_</i>	<i>MSA3030_</i>				
4"				<i>MSA4025_</i> <i>SZM4025_</i>	<i>MSA4030_</i> <i>SZM4030_</i>	<i>MSA4040_</i> <i>SZM4040_</i>	<i>MSA4045_</i>	<i>MSA4050_</i>	<i>MSA4060_</i>
5"				<i>MSA5025_</i> <i>SZM5025_</i>	<i>MSA5030_</i>	<i>MSA5040_</i> <i>SZM5040_</i>	<i>MSA5045_</i> <i>SZM5045_</i>	<i>MSA5050_</i>	<i>MSA5060_</i> <i>SZM5060_</i>
6"						<i>MSA6040_</i>	<i>MSA6045_</i>	<i>MSA6050_</i>	<i>MSA6060_</i> <i>SZM6060_</i>

Customer Thread (*must specify*) refer to legend on page 169

Dixon Northline Storz Fittings

SSA - Storz x Storz Adapter



Features:

- machined from forged 6061 - T6 aluminum
- hardcoat anodized components per MIL-A-8625 Type III Class 1
- Buna-N gaskets
- working pressure: **150 PSI** at 70°F (21°C)
- cast aluminum lock lever assembly on 4", 5" and 6"

Storz Size	Storz					
	2"	2½"	3"	4"	5"	6"
1½"	SSA1520	SSA1525				
2"		SSA2025	SSA2030			
2½"			SSA2530	SSA2540	SSA2550	
3"				SSA3040	SSA3050	
4"					SSA4050 SZSZ4050	SSA4060
5"						SSA5060

Note: other configurations are available. Consult Dixon for pricing.

SSA30 - Storz x Storz 30° Elbow Adapter



Features:

- machined from forged 6061 - T6 aluminum
- hardcoat anodized components per MIL-A-8625 Type III Class 1
- Buna-N gaskets
- working pressure: **150 PSI** at 70°F (21°C)
- cast aluminum lock lever assembly on 4", 5" and 6"

Storz x Storz	Part #
4" x 4"	SSA30-440
5" x 5"	SSA30-550

Dixon Northline Storz Accessories

Threaded Storz Mounting Plates (Bracket)

Feature:

- material: *anodized aluminum*

Storz Size	Part #	Old Part #
1½" - 2½"	SMB1525	SZMP1525
4" - 5"	SMB450	SZMP500



Storz Caps

Features:

- material: *aluminum*
- larger caps (4", 5", 6") feature cables while smaller caps (1.5", 2", 2.5", 3") feature chains

Storz Cap	Part #	Old Part #	Wt. Lbs.
1½"	SC150-NL	SZC150	0.47
2"	SC200-NL	SZC200	0.76
2½"	SC250-NL	SZC250	0.90
3"	SC300-NL	SZC300	1.26
4"	SC400-NL	SZC400	2.08
4" ABS	SC400ABS	SZC400ABS	2.08
5"	SC500-NL	SZC500	4.00
5" ABS	SC500ABS	SZC500ABS	4.00
6"	SC600-NL	SZC600	5.90



* ABS includes airbleeder/petcock

Storz Gaskets

Features:

- Buna-N
- Gasket faces should be kept free of sand, grit, etc. and lubricated with O-ring grease or silicone.
- The pressure seals have a flat face; while the suction seals have a beaded face



Storz Size	Pressure Part #	Old Part #	Suction Part #	Old Part #
1½"	SGS150-NL¹	SZG150P	SGS150-NL	SZG150S
2"	SGP200	SZG200P	SGS200-NL	SZG200S
2½"	SGP250	SZG250P	SGS250-NL	SZG250S
3"	SGP300	SZG300P	SGS300-NL	SZG300S
4"	SGP400	SZG400P	SGS400-NL	SZG400S
5"	SGP500	SZG500P	SGS500-NL	SZG500S
6"	SGS600-NL¹	SZG600P	SGS600-NL	SZG600S


¹ gasket can be used for both pressure and suction service

Storz Locking Device

Description	Part #
metal locking device for 4" and 5" storz heads with spring, screw and washer	LOCKINGDEVICE
metal locking device for 6" storz heads with spring, screw and washer	LOCKING DEVICE6



Brass Caps**Pin Lug****Features:**

- material: *cast brass*
- finish: -P polished, -C polished chrome plated
- NOT intended for pressure applications - for debris and thread protection only 

17-126

Thread NH (NST)	Part #	Powhatan Part #	Wt. Lbs.
1½"	FC150F	17-126-00038	0.43
1½"	FC150F-P	17-126-00039	0.43
1½"	FC150F-C	17-126-00037	0.43
2½"	FC250F	17-126-00180	1.01
2½"	FC250F-P	17-126-00084	1.01
2½"	FC250F-C	17-126-00085	1.01
3"	FC300F	17-126-00315	2.47
3"	FC300F-C	17-126-00318	2.47
4"	FC400F	17-126-00339	4.94
4½"	FC450F	17-126-00350	5.41
6"	FC600F	17-126-00364	9.55
Thread NPSH	Part #	Powhatan Part #	Wt. Lbs.
1½"	FC150	17-126-00034	0.35
2½"	FC250	17-126-00183	1.23
3"	FC300	17-126-00312	2.64
4"	FC400	17-126-00336	3.31
6"	FC600	17-126-00365	9.55
2½" CT	FC250 ¹	---	1.25

¹ ___ Customer Thread (*must specify*) refer to legend on next page**Rocker Lug****Features:**

- material: *cast brass*
- finish: -P polished, -C polished chrome plated

17-126

Thread NH (NST)	Part #	Powhatan Part #	Wt. Lbs.
1"	RFC100F	17-126-00026	0.30
1½"	RFC150F	17-126-00055	0.54
1½"	RFC150F-P	17-126-01284	0.54
1½"	RFC150F-C	17-126-00057	0.54
2½"	RFC250F	17-126-00303	1.03
2½"	RFC250F-P	17-126-00367	1.03
2½"	RFC250F-C	17-126-00368	1.06
2½" CT	RFC250 ¹	---	1.20
3"	RFC300F	17-126-00321	2.16
Thread NPSH	Part #	Powhatan Part #	Wt. Lbs.
¾"	RFC075	17-126-00015	0.28
1"	RFC100	17-126-01303	0.31
1½"	RFC150	17-126-00058	0.68
2"	RFC200	17-126-00079	1.10
2½"	RFC250	17-126-00304	1.25

¹ ___ Customer Thread (*must specify*) refer to legend on next page**Long Handle****Features:**

- material: *cast brass*
- finish: -C polished chrome plated
- supplied without chain

17-224

Thread NH (NST)	Part #	Powhatan Part #	Wt. Lbs.
4"	LHC400F-C	17-224-00013	7.7
4½"	LHC450F-C	17-224-00023	9.5
5"	LHC500F-C	17-224-00026	10
6"	LHC600F-C	17-224-00030	11.6



F
Caps and
Plugs


Brass Plugs

Pin Lug

17-127

Features:

- material: *cast brass*
- finish: -P polished, -C polished chrome plated
- NOT intended for pressure applications - for debris and thread protection only 

Thread NH (NST)	Part #	Powhatan Part #	Wt. Lbs.
1½"	FP150F	17-127-00008	0.73
1½"	FP150F-P	17-127-00026	0.73
1½"	FP150F-C	17-127-00010	0.73
2½"	FP250F	17-127-00147	1.46
2½"	FP250F-P	17-127-00026	1.46
2½"	FP250F-C	17-127-00027	1.46
3"	FP300F	17-127-00225	1.40
3"	FP300F-P	17-127-00224	1.40
3"	FP300F-C	17-127-00233	1.40
4"	FP400F	17-127-00246	4.50
4½"	FP450F	17-127-00252	4.90
6"	FP600F	17-127-00441	4.90

Caps and
Plugs

Thread NPSH	Part #	Powhatan Part #	Wt. Lbs.
1½"	FP150	17-127-00005	0.73
2½"	FP250	17-127-00149	1.40
3"	FP300	17-127-00227	2.00
4"	FP400	17-127-00248	4.20
2½" CT ¹	FP250 ₁	---	1.46

¹ ___ Customer Thread (*must specify*) refer to legend below

Rocker Lug

17-127

Features:

- material: *cast brass*
- finish: -P polished, -C polished chrome plated

Thread NH (NST)	Part #	Powhatan Part #	Wt. Lbs.
1½"	RFP150F	17-127-00016	0.76
1½"	RFP150F-C	17-127-00018	0.76
2½"	RFP250F	17-127-00218	1.88
2½"	RFP250F-C	17-127-00195	1.88
2½" CT	RFP250 ₁	---	1.88



¹ ___ Customer Thread (*must specify*) refer to legend below

Thread Legend

Initials	Common Name	Dixon Suffix	Region Normally Used	2-1/2" ODM ¹	2-1/2" TPI ²
AMA & BCT	Alberta Mutual Aid/ British Columbia Thread	B	British Columbia & Alberta	3.00	8
CSA	Canadian Standard Association	C	Ontario	3.125	5
NS1	Nova Scotia 1	NS	Nova Scotia	3.23	5
QST & QMT	Quebec Standard Thread	Q	Quebec	3.031	7
WCT	Western Canada Thread	W	Saskatchewan & Manitoba	3.25	6
GHT	Garden Hose Thread	G	North America	1 outside diameter of male 2 threads per inch	
NPS	National Pipe Straight	S			
NPT	National Pipe Tapered	T			
NST (NH)	National Standard Thread	F	Most of USA		
NYC	New York Corporation	NYC	Newark, NJ		
NYFD	New York Fire Department	NYFD	New York Fire Department		

Aluminum Caps with Cable Rocker Lug

Features:

- material: *extruded hardcoated aluminum*
- Other configurations are available. Consult Dixon for pricing and availability. Not all configurations are stocked.
- features aircraft cable (coated)

Size	Thread	Part #	Old Part #
1"	NST	CAP100F-C	AFC100F
1½"	NST	CAP150F-C	AFC150F
2"	NST	CAP200F-C	AFC200F
2½"	NST	CAP250F-C	AFC250F
3"	NST	CAP300F-C	AFC300F
4"	NST	CAP400F-C	AFC400F
4½"	NST	CAP450F-C	AFC450F
5"	NST	CAP500F-C	AFC500F
6"	NST	CAP600F-C	AFC600F
1"	NPSH	CAP100S-C	AFC100
1½"	NPSH	CAP150S-C	AFC150
2"	NPSH	CAP200S-C	AFC200
2½"	NPSH	CAP250S-C	AFC250
2½"	NPSH	CAP250_-C	AFC250__ ¹

¹__ Customer Thread (*must specify*) refer to legend on page 169

F
Caps and
Plugs



Long Handle

Feature:

- material: *extruded hardcoated aluminum*

Thread Size NH (NST)	Part #	Old Part #	Wt. Lbs.
4"	CAP400F-C-LH	ALHC400F	2.72
4½"	CAP450F-C-LH	ALHC450F	3.00
5"	CAP500F-C-LH	ALHC500F	3.00
6"	CAP600F-C-LH	ALHC600F	3.62



Forged Aluminum Cap with Chain

Features:

- forged aluminum
- forged caps not available with customer threads

Size	Thread	Part #	Wt. Lbs.
1½"	NPSH	F-AFC150	0.15
2½"	NPSH	F-AFC250	0.25
1½"	NST	F-AFC150F	0.50
2½"	NST	F-AFC250F	0.70



Brass Hose Test Caps

Test Caps

Feature:

- material: *brass*

NST Thread Size	Part #
1½"	NST150TC
2½"	NST250TC



Aluminum Caps with Cable

Test Caps

Features:

- material: *aluminum*
- specify tap/drill requirements

Size	Part #
1"	CAP100_ABS ¹
1½"	CAP150_ABS ¹
2"	CAP200_ABS ¹
2½"	CAP250_ABS ¹
3"	CAP300_ABS ¹
3½"	CAP350_ABS ¹
4"	CAP400_ABS ¹
4½"	CAP450_ABS ¹
5"	CAP500_ABS ¹
6"	CAP600_ABS ¹



¹ ___ Customer Thread (*must specify*) refer to legend on page 169

Plugs with Cable

Features:

- material: *extruded hardcoated aluminum*
- NC: no chain

Size	Thread	Part #	Old Part #
1½"	NST	PLUG150F-C	<i>AFP150F</i>
2½"	NST	PLUG250F-C	<i>AFP250F</i>
3"	NST	PLUG300F-C	<i>AFP300F</i>
4"	NST	PLUG400F-C	<i>AFP400F</i>
4½"	NST	PLUG450F-C	<i>AFP450F</i>
5"	NST	PLUG500F-C	<i>AFP500F</i>
6"	NST	PLUG600F-C	<i>AFP600F</i>
1½"	NPSH	PLUG150S-C	<i>AFP150</i>
2½"	NPSH	PLUG250S-C	<i>AFP250</i>
2½"	CT	PLUG250_-C	<i>AFP250_1</i>




¹ ___ Customer Thread (*must specify*) refer to legend on page 169

Plastic Caps Caps with Chain

Application:

Prevents entry of foreign material and protects male outlet threads on valves and hydrants.

Features:

- material: *polycarbonate*
- red finish
- **NOT** intended to be pressurized 



Size	Thread	Part #	Wt. Lbs.
1½"	NPSH	<i>PFCW150</i>	0.10
1½"	NST (NH)	<i>PFCW150F</i>	0.10
2"	NPSH	<i>PFCW200</i>	0.15
2½"	NST (NH)	<i>PFCW250F</i>	0.20
2½"	NYC / BAT	<i>PFCW250NYC</i>	0.20
2½"	NYFD	<i>PFCW250NYF</i>	0.20
2½"	Chicago FD	<i>PFCW250CFD</i>	0.20
2½"	CSA	<i>PFCW250CSA</i>	0.20
2½"	WCT	<i>PFCW250WCT</i>	0.20
2½"	QST	<i>PFCW250QST</i>	0.20
3"	NST	<i>PFCW300F</i>	0.33

F
Caps and
Plugs

Pressurizable Caps with Chains

Features:

- red finish
- can be pressurized to **300 PSI**



Thread	Part #	Wt. Lbs.
NH (NST)		
2½"	<i>PFCW250F</i>	0.25

Yellow Hydrant Caps

Features:

- 1-1/8" pentagonal nut with weep hole
- with chain
- material: *polycarbonate*



Thread	Part #	Wt. Lbs.
NH (NST)		
4½"	<i>PFCW450F-Y</i>	.18

Features:

- 1-1/8" pentagonal nut with weep hole
- material: *polycarbonate*




Thread	Part #	Wt. Lbs.
NH (NST)		
2½"	<i>PFCW250F-Y</i>	.03
4"	<i>PFCW400F-Y</i>	.06

Universal Hose Cap

Features:

The universal push on - pull off cap protects all threads by gripping the valve or outlet on the inside of the waterway.

- **NOT** intended to be pressurized 



Size	Part #	Wt. Lbs.
2½"	<i>PFC250U</i>	0.24

Caps and Plugs

Breakable Cap

Application:

Prevents entry of foreign material and protects female threads on pin lug fire department inlet connections.

Features:

- material: *polycarbonate*
- used on pin lug females

Size	Part #	Wt. Lbs.
2½"	PBC250	0.13



Aluminum Breakable Cap

Features:

- for use on fire department inlet connections
- prevents entry of foreign matter and protects female threads
- breakable ears feature permits fast hose connection
- two eyebolts with nuts for attachment to female pin lug swivel
- painted red finish

Size	Part #	Wt. Lbs.
2½"	ABC250	0.24



Red FDC Plug

Features:

- fits standard 2½" NST female swivel
- withstands wide range of temperatures from -4°F to 200°F (-20°C to 93°C)
- 1-1/8" pentagonal nut with weep hole to allow for drainage
- removes from FDC with adjustable hydrant wrench
- material: *polycarbonate*

Thread NH (NST)	Part #	Wt. Lbs.
2½"	PP250F	.02



Adjust-A-Plug

Features:

- molded red polycarbonate protective plug for swivel connections up to 2½"
- Two adjustable metal plates installed in the back of the plug can be mated with your local thread.
- The plug can be easily removed with a fire department spanner wrench.

Part #	Wt. Lbs.
PAP250	0.24



Caps and Plugs

Iron Hydrant Caps


Features:

- pentagon fire hydrant cap
- red painted iron
- supplied with chain and ring

Size	Part #	Wt. Lbs.
2½" NST	IHC250F	3.00
2½" NYFD	IHC250NYFD	3.00
4½" NST	IHC450F	7.00

Jack Chains with S-Hooks



Size	Material	Part #	Wt. Lbs.
6"	brass	CH-B-6	0.04
12"	brass	CH-B-12	0.07
6"	stainless	CH-SS-6	0.05
12"	stainless	CH-SS-12	0.08

Domestic Brass Caps and Plugs

Features:

- other sizes, threads, and finishes available
Consult Dixon for pricing and availability.
- material: *brass*



Caps

Size	Part #	Powhatan Part #	Wt. Lbs.
1½" NST	FC150F-D	17-126-00038	0.52
2½" NST	FC250F-D	17-126-00180	1.00

Plugs



Size	Part #	Powhatan Part #	Wt. Lbs.
1½" NST	FP150F-D	17-127-00008	0.58
2½" NST	FP250F-D	17-127-00147	1.80

Features:

- material: *brass*
- supplied with bumper
- delivers 30° - 60° - 90° fog pattern - shut-off - straight stream - fog
- for use up to **175 PSI** (water only) at 70°F (21°C)
- U/L listed and Factory Mutual approved for class A and B fires (except noted *)

Industrial Fog Nozzles



Size	Thread	90° Spray GPM @ 100 PSI	Part #	Powhatan Part #	Wt. Lbs.
¾"	GHT	---	BFN75GHT *	02-464-00001	1.3
¾"	NPSH	---	BFN75	02-464-00005	1.4
1"	NPSH	36	BFN100	02-464-00013	1.2
1½"	NPSH	85	BFN150	02-464-00021	1.5
2"	NPSH	108	BFN200 *	02-200-00003	2.9
1"	NH (NST)	36	BFN100NST	02-464-00009	1.2
1½"	NH (NST)	85	BFN150NST	02-464-00017	1.5
2½"	NH (NST)	205	BFN250NST *	02-464-00033	3.3
2½"	CT ¹	205	BFN250	---	3.3



¹ Customer Thread (*must specify*) refer to legend on page 169

Heavy Duty Industrial Fog Nozzles

Features:

- material: *brass*
- supplied with bumper
- delivers 30° - 60° - 90° fog pattern - shut-off - straight stream - fog
- for use up to **175 PSI** (water only) at 70°F (21°C)
- U/L listed and Factory Mutual approved



Size	Thread	90° Spray GPM @ 100 PSI	Part #	Powhatan Part #	Wt. Lbs.
1"	NPSH	---	HFN100	02-250-00008	2.2
1½"	NPSH	88 (+/-12)	HFN150	02-250-00019	2.4
1"	NH (NST)	---	HFN100NST	02-250-00012	2.2
1½"	NH (NST)	88 (+/-12)	HFN150NST	02-250-00022	2.4
1½"	NYFD	---	HFN150NYFD	02-250-00028	2.4



Higher Pressure Industrial Fog Nozzles

Features:

- material: *brass*
- large one-piece rubber bumper with molded teeth
- combination straight stream and fog - shut-off - straight stream - fog
- knurled base
- for use from **25 to 300 PSI** (water only) at 70°F (21°C)
- Factory Mutual approved



Size	Thread	90° Spray GPM @ 100 PSI	Part #	Powhatan Part #	Wt. Lbs.
1½"	NPSH	117	HPFN150	02-425-00003	1.9
1½"	NH (NST)	117	HPFN150NST	02-425-00001	2.0



Industrial Washdown Nozzles

Features:

- material: *brass*
- shut off - straight stream - fog
- delivers 30° - 60° - 90° fog pattern
- supplied with bumper
- for use up to **100 PSI** (*water only*) at 70°F (21°C)

Size	Thread	90° Spray GPM @ 100 PSI	Part #	Wt. Lbs.
1½"	NPSH	88 (+/-12)	WDN150	1.5
1½"	NST (NH)	88 (+/-12)	WDN150NST	1.5





Industrial All-Fog Nozzles for use around Electrical Equipment

Application:

Use of this nozzle is not likely to prove hazardous when nozzle is held in excess of 10 feet from electrical apparatus and circuits not involving more than 250,000 volts.



Features:

- material: *brass*
- supplied with bumper
- delivers 30° - 60° - 90° fog pattern - shutoff to 30° fog, adjustable to 90° fog
- for use up to **100 PSI** (water only) at 70°F (21°C)
- U/L listed and Factory Mutual approved for class C fires



Size	Thread	90° Spray GPM @ 100 PSI	Part #	Powhatan Part #	Wt. Lbs.
1½"	NH (NST)	90	BFNE150NST	02-463-00001	1.5
1½"	NPSH	90	BFNE150	02-463-00002	1.5

Ball Shutoffs

Features:

Full time swivel base ensures the durable rubber-like handle can be positioned for easy operation.

- material: *cast brass*
- for use up to **100 PSI** (water only) at 70°F (21°C)



Thread	Length	Waterway	Part #	Wt. Lbs.
1½" NST	4¾"	1-3/8"	BSO150NST	4.5
1½" NPSH	4¾"	1-3/8"	BSO150S	4.5

Replacement Part

Description	Part #	Wt. Lbs.
zytel® replacement handle	BSO150-H	1.0

Nozzle Tips

Features:

- material: *satin brass*
- straight stream only
- for use up to **100 PSI** (water only) at 70°F (21°C)
- 74 GPM @ 100 PSI



Thread	Length	Orifice	Part #	Powhatan Part #	Wt. Lbs.
1" NST	4-3/4"	1/2"	BNT100F	01-128-00036	0.68
1" NPSH	4-3/4"	1/2"	BNT100S	01-128-00039	0.68
1½" NST	4-3/8"	1/2"	BNT150F	01-128-00094	1.20
1½" NPSH	4-3/8"	1/2"	BNT150S	01-128-00095	1.20

Constant Flow Fog Nozzles

Features:

- red polycarbonate with bumper and black plastic and steel stem
- provides consistent volume at any spray angle
- adjusts from Straight Stream to Fog
- 1" and 1½" are ULC listed
- for use up to **100 PSI** (water only) at 70°F (21°C)

Size	Thread	90° Spray GPM @100 PSI	Part #	Wt. Lbs.
¾"	GHT	8	CFB75GHT	0.42
1"	SIPT	22	CFB100S	0.38
1½"	SIPT	75	CFB150S ¹	0.44
1½"	SIPT	150	HGCFB150S ²	0.50
2"	SIPT	75	CFB2015S ¹	0.45
2"	SIPT	150	CFB200S ²	0.53
1"	NH (NST)	22	CFB100NST	0.37
1½"	NH (NST)	75	CFB150NST ¹	0.44
1½"	NH (NST)	150	HGCFB150NST ²	0.51
2½"	NH (NST)	150	CFB250NST ³	2.00
2½"	NH (NST)	215	HGCFB250NST ²	1.90
1½"	NYF	75	CFB150NYF ¹	0.45
2½"	NYF	150	CFB250NYF ³	2.00
1½"	CF	75	CFB150CF ¹	0.43
2½"	CF	150	CFB250CF ³	2.00
2½"	NYC	150	CFB250NYC ³	2.00
2½"	CT	150	CFB250	2.00



2½" nozzle with handles
CFB250NST



2½" nozzle without handles
HGCFB250NST



1½" nozzle

Customer Thread (*must specify*) refer to legend on page 169

¹ standard flow

² high flow

³ provided with handles

NYF - New York Fire Dept. Thread	1 ½" (2.100 ODM X 8 TPI)	—	2 ½" (3.030 ODM X 8 TPI)
CF - Chicago Fire Dept. Thread	1 ½" (1.933 ODM X 11.5 TPI)	—	2 ½" (2.990 ODM X 7.5 TPI)
NYC - New York Corporation Thread	1 ½" (2.093 ODM X 11 TPI)	—	2 ½" (3.000 ODM X 8 TPI)

Also available CSA, BAT, NSS

Blue Refinery Fog Nozzles

Features:

- blue polycarbonate with bumper and black plastic and steel stem
- glass-filled
- provides consistent volume at any spray angle
- adjusts from Straight Stream to Fog
- resistant to petrochemicals
- for use up to **100 PSI** (water only) at 70°F (21°C)

Size	Thread	90° Spray GPM @100 PSI	Part #	Wt. Lbs.
1½"	SIPT	75	RNB150S	0.48
1½"	NH (NST)	75	RNB150NST	0.47



Gaskets

Features:

- used on constant flow and refinery fog nozzles
- material: *buna-N*

dimensions are nominal

Size	Thread	ID	OD	Thickness	Part #	Wt. Lbs.
1"	SIPT	0.900"	1.270"	0.125"	CFG100S	.003
1½"	SIPT	1.510"	1.878"	0.125"	CFG150S	.005
2"	SIPT	1.680"	2.340"	0.156"	CFG200S	.013
1"	NH (NST)	0.900"	1.270"	0.125"	CFG100NST	.003
1½"	NH (NST)	1.510"	1.906"	0.125"	CFG150NST	.003
2½"	NH (NST)	2.250"	3.000"	0.187"	CFG250NST	.020



Fog Nozzles



nozzle with bumper
FNB150NST



nozzle without bumper
FN150NST

Features:

- material: *red polycarbonate* with *brass* stem
 - shutoff - straight stream - fog
 - for use up to **100 PSI** (water only) at 70°F (21°C)
- * standard flow
† 120° Spray GPM @100 PSI

Size	Thread	90° Spray GPM @100 PSI	Part # with Bumper	Part # without Bumper
¾"	GHT	** †	FNB75GHT	---
¾"	NPS	30.9 †	FNB75S	---
1"	NPS	11.4 †	FNB100S	FN100S
1"	NPS	30.9	HGB100S	---
1½"	NPS	83.6	FNB150S	FN150S
1"	NST (NH)	11.4	FNB100NST	FN100NST
1"	NST (NH)	30.9	HGB100NST	---
1½"	NST (NH)	83.6	FNB150NST	FN150NST

FM Approved Fog Nozzles

Features:

- brass stem with locking nut
- shutoff-straight-stream-fog
- wings on sleeve for ease of adjustment
- material: *polycarbonate*
- for use up to **100 PSI** (water only) at 70°F (21°C)
- SL series nozzles are Factory Mutual approved.



FM approved Domestic Global

Size	Thread	90° Spray GPM @100 PSI	Part # with Bumper	Part # with Bumper	Wt. Lbs.
¾"	GHT	30.9 *	SL075GHT	---	0.33
¾"	NPSH	30.9 *	SL075	---	0.33
1"	NPSH	30.9 *	SL100	PFNB100S	0.48
1½"	NPSH	75	SL150	PFNB150S	0.57
1½"	NH (NST)	75	SL150NST	PFNB150NST	0.57

* 120° spray on ¾" and 1"

Thermoplastic All-Fog Nozzles for Use Around Electrical Fires

Features:

- material: *red polycarbonate* with *brass* stem
- opens and closes in a 30° fog pattern up to 120° - no straight stream
- for use up to **100 PSI** (water only) at 70°F (21°C)



Size	Thread	75° Spray GPM @100 PSI	Part #	Wt. Lbs.
1½"	NPS	92	FNBE150S	0.57
1½"	NH (NST)	92	FNBE150NST	0.56

Gaskets for Fog Nozzles

- material: *buna-N*

dimensions are nominal



Size	Thread	ID	OD	Thickness	Part #	Wt. Lbs.
1"	NPS	0.937"	1.234"	0.125"	FNG100S	.001
1"	NPS	1.000"	1.375"	0.125"	HGG100S	.02
1½"	NPS	1.500"	1.827"	0.125"	FNG150S	.01
1"	NH (NST)	0.937"	1.281"	0.125"	FNG100NST	.001
1"	NH (NST)	1.000"	1.375"	0.125"	HGG100NST	.02
1½"	NH (NST)	1.510"	1.906"	0.125"	FNG150NST	.01

Heavy Duty Constant Flow Fog Nozzles

NEW
FOR 2013

Features:

- material: fiberglass reinforced composite
- 95 GPM constant flow
- 5" long

Size	Thread	GPM @ 100 PSI	Part #
1½"	NPSH	95	CFFR150
1½"	NST	95	CFFR150NST



Fog Nozzles

Features:

- material: *anodized aluminum*
- without bumper
- adjustable fog or straight stream
- color: black
- weight: 12 oz.
- Federal Supply Schedule certified

Size	Thread	60° Spray GPM @ 100 PSI at 21°C (70°F)	Part #	Wt. Lbs.
1½"	NPS	52	AFN150	.66
1½"	NST (NH)	52	AFN150NST	.80



G
Nozzles

Forestry Fog Nozzles

Features:

- maroon hard-coated barrel allows for easy identification
- material: *6061-T6 aluminum*, corrosion resistant plated
- dual flow rate nozzles offer two straight stream and two fog patterns
- combination fog and straight stream
- for use up to **600 PSI** (water only) at 70°F (21°C)

Size	Thread	GPM @100 PSI Straight Stream		Part #	Wt. Lbs.
		1st	2nd		
¾"	GHT	1-2 ¹	3-4 ¹	FFN75GHT	0.66
1"	NPSH	12	25	FFN100 ²	0.57
1½"	NPSH	25	70	FFN150	1.00
1"	NH (NST)	12	25	FFN100NST	0.62
1½"	NH (NST)	25	70	FFN150NST ³	0.87



FFN75GHT



FFN100

¹ GPM @ 40 PSI

² FFN100 meets USFS 5100-239A and NSN 4210-01-165-6603

³ FFN150NST meets USFS 5100-107A and NSN 4210-01-167-1123

Global Forestry Fog Nozzles

Feature:

- material: *anodized aluminum*

Size	Thread	GPM @100 PSI Straight Stream		Part #	Wt. Lbs.
		1st	2nd		
1½"	NPSH	23.8	73.9	GFN150	1.00
1½"	NST	37.6	95.0	GFN150NST	1.00





Domestic Rack Nozzles



Features:

- material: *brass*
- supplied without bumper
- delivers 30° - 60° - 90° fog pattern - shut-off - straight stream - fog
- for use up to **100 PSI** (water only) at 70°F (21°C)
- U/L listed and Factory Mutual approved for class A and B fires

Size	Thread	90° Spray GPM @ 100 PSI	Part #	Powhatan Part #	Wt. Lbs.
1½"	NH (NST)	80	BRN150NST	02-465-00001	1.4
1½"	NPSH	80	BRN150	02-465-00002	1.4



Global Rack Nozzles

Features:

- material: *brass*
- supplied without bumper
- delivers 30° - 60° - 90° fog pattern - shut-off - straight stream - fog
- for use up to **100 PSI** (water only) at 70°F (21°C)
- U/L listed and Factory Mutual approved for class A and B fires



Size	Thread	90° Spray GPM @ 100 PSI	Part #	Wt. Lbs.
1½"	NH (NST)	80	BRN150NST-I	1.3

Plain Hose Nozzles

Features:

- material: *brass*
- finish: *satin*
- for use up to **100 PSI** (water only) at 70°F (21°C)



Size	Thread	Length	Orifice	Part #	Powhatan Part #	Wt. Lbs
¾"	GHT	6"	1/4"	BN6	03-107-00005	0.4
¾"	NPSH	6"	1/4"	BN7	03-107-00001	0.4
1"	NPSH	8"	5/16"	BN10	03-107-00010	0.5
1¼"	NPSH	10"	3/8"	BN12	03-107-00026	1.0
1½"	NPSH	10"	1/2"	BN15	03-107-00049	1.1
2"	NPSH	12"	9/16"	BN20	03-107-00154	2.6
2½"	NPSH	12"	1"	BN25	03-107-00172	3.4
1"	NH (NST)	8"	5/16"	BN10F	03-107-00015	0.7
1½"	NH (NST)	10"	1/2"	BN15F	03-107-00053	1.2
2½"	NH (NST)	12"	1"	BN25F	03-107-00169	2.8
1½"	NYFD	10"	1/2"	BN15NYFD	03-107-00062	1.0
2½"	NYFD	12"	1"	BN25NYFD	03-107-00176	3.4
2½"	CT	12"	1"	BN25 ¹	---	3.4

¹ ___ Customer Thread (*must specify*) refer to legend on page 169

All nozzles are made to approved Dixon specifications. The Powhatan part numbers provided in this chart are for quick reference purposes.

U/L Play Pipes with Tip



Application:

A component often required in hydrant houses by Insurance Underwriters.

Features:

- swivel handle, red marlin trim
- for use up to **100 PSI** (water only) at 70°F (21°C)
- U/L listed and Factory Mutual approved
- ULT male thread specification: 2-3/16" ODM x 12 TPI
- comes standard with 1-1/8" orifice tip

Size	Female	Male	Part #	Powhatan Part #	Wt. Lbs.
2½"	NH (NST)	ULT	UPP250F	03-102-50000	9
2½"	NPSH	ULT	UPP250S	03-102-50001	9



Tips for U/L Play Pipe

Features:

- material: *cast brass*
- finish: *satin*
- for use up to **100 PSI** (water only) at 70°F (21°C)
- ULT male thread specification: 2-3/16" ODM x 12 TPI

Orifice	Part #	Powhatan Part #	Wt. Lbs.
1-1/8"	UPPT	01-128-00179	1.6
1-1/4"	UPPT125	01-128-00266	1.6
1-1/2"	UPPT150	01-128-00251	1.6
1-3/4"	UPPT175	01-128-00232	1.6



Adjust-A-Power Nozzle

Makes a wonderful mop-up nozzle. It produces 50% more power than twist nozzles. Gasketed from inlet to tip, it cannot leak like conventional nozzles, and does not require a washer. Three stainless steel ball bearings in the adjustable tip offer complete shut off, to ultra powerful pinpoint stream, to heavy spray pattern, to a solid jet stream or any setting in between. Only adjustable hose nozzle with Solid Jet Stream. Ideal for patio, auto and boat, driveway and garden. Leave nozzle in the open position when not in use. It is designed for minimum water usage and maximum water velocity.

Features:

- material: *brass and stainless steel*
- for use up to **100 PSI** (water only) at 70°F (21°C)

Size	Thread	Part #	Wt. Lbs.
¾"	GHT	AAPN75GHT	0.2



Garden Hose Twist Nozzles

Features:

- material: *brass*
- for use up to **150 PSI** (water only)

Size	Thread	Length	Part #	Wt. Lbs.
¾"	GHT	4"	BTN75	0.40
¾"	GHT	7"	500-AN7	0.66



U.S. Coast Guard Approved AFFF / Water Fog Nozzles



CGSN150F



CGSN151F

Application:

Nozzles designed for maximum efficiency with AFFF (Aqueous Film Forming Foams) or water on shipboard, offshore rigs and industrial applications.

Features:

- corrosion resistant brass construction
- rubber-like bumper and handle for added protection
- Zytel (nylon) horseshoe handle
- double row of molded teeth for excellent fog pattern
- flush without shutting down
- constant gallonage in all fog and straight stream patterns
- combination fog and straight stream
- for use up to **100 PSI** (water/AFFF only) at 70°F (21°C)

Thread NH (NST)	Description	Fog Flow @100 PSI	Orifice	Length	Weight	Approval #	Part #
1½"	nozzle	95 GPM	5/8"	10¼"	9 lbs.	162.027/13/0	CGSN150F
1½"	nozzle w/pistol grip	95 GPM	15/16"	11½"	14.5 lbs.	162.027/14/0	CGSN151F *

Thread NPSH	Description	Fog Flow @100 PSI	Orifice	Length	Weight	Approval #	Part #
1½"	nozzle	95 GPM	5/8"	10¼"	9 lbs.	---	CGSN150S
1½"	nozzle w/pistol grip	95 GPM	15/16"	11½"	14.5 lbs	---	CGSN151S *

* supplied with pistol grip

U.S. Coast Guard Approved Fog Nozzles

Application:

Designed to U.S. Coast Guard specification for fighting fires with drafted water. Required equipment for all commercial vessels under U.S. registry. Corrosion resistant brass construction. Combination Fog and Straight Stream for shipboard fire fighting.

Features:

- for use up to **100 PSI** (water/AFFF only) at 70°F (21°C)
- Applicator tips are available on special order. Consult Dixon for pricing and availability.



Thread	Fog Flow GPM @100 PSI	Part #	Wt. Lbs.
1½" NST	55	CGN150NST	8.9
2½" NST	108	CGN250NST	13.8
1½" NPSH	55	CGN150S	8.9

Applicators are available on special order. Consult Dixon for pricing and availability.



Size	Description	Part #	Wt. Lbs.
1½"	replacement tip	CGN150-TIP	0.94
2½"	replacement tip	CGN250-TIP	0.79

Primator 3000 Monitor

NEW
FOR 2013

Features:

- material: *aluminum*
- 4 bolt hole pattern on flange
- 360° horizontal and 160° vertical travel
- other configurations available

Inlet Configuration	Outlet	Waterway	Flow	Weight	Part #
3" flange	2½" male NST	3"	800 GPM	28 lbs.	PKF16646-300FL



Monitor Nozzle

NEW
FOR 2013

Features:

- material: *anodized aluminum*
- spinning teeth
- swivel nut
- operating pressure: **100 PSI** (*water only*) at ambient temperature at 70°F (21°C)
- 200, 500, 800 GPM at 100 PSI

Size	Thread	Weight	Part #
2½"	NST	10 lbs.	PKF0186NST



G
Nozzles

Steel FirePro™ Monitor

Features:

- seamless 2½" monitor - rated at 750 GPM
- carbon steel construction
- stainless steel discharge tip and ball bearings
- 360° horizontal and 140° vertical travel
- red epoxy finish standard
- 150# ASA raised face 4" flange
- FM approved

Size	Inlet Configuration	Outlet	Waterway	Flow	Weight	Part #
22" x 13"	4" flange	2½" male NST	2½"	750 GPM	50 lbs.	FP475S



Master Stream Nozzles

Features:

- material: *brass*
- factory set at 500 GPM
- featuring a straight stream to fog 'quick throw' pattern change
- constant gallonage
- FM approved

Size	Thread	Material	Weight	Part #
2½"	NST	brass	19 lbs.	FP500B
2½"	NST	aluminum	3 lbs.	FP500A



Plain Monitor Tip

Features:

- material: *brass*
- deluge tip for monitors
- for use up to **100 PSI** (*water only*) at 70°F (21°C)
- -C polished chrome plated, -P polished

Thread	Length	Orifice	Part #	Wt. Lbs.
2½" NH (NST)	9"	1½"	BMT1100-250F-C	3.6
2½" NH (NST)	9"	1½"	BMT1100-250F-P	3.6



Forest Green Constant Flow Nozzle



Features:

- shatterproof and UV resistant GE Lexan® is able to withstand tough environmental conditions
- seals used for true water shut off
- easy twist spray pattern adjustment
- sold in case quantity only, with display
- 25 nozzles per case

Thread	45° Spray GPM @ 100 PSI	Part #	Wt. Lbs.
3/4" GHT	25.1	FNB75GHT-GD	10.3

Green Constant Flow Nozzle with Bumper



Features:

- material: *green plastic* body with *steel* stem
- Can be used as a replacement nozzle in the display case GNB75GHT-GD.

Thread	45° Spray GPM @ 100 PSI	Part #	Wt. Lbs.
3/4" GHT	8	GNB75GHT	0.36

Red Plain Hose Nozzles



Features:

- material: *red polycarbonate*
- for use up to **100 PSI** (water only) at 70°F (21°C)

Size	Thread	Length	Orifice	Part #	Wt. Lbs.
1 1/2"	NPSH	10"	1/2"	PN15	0.22
1 1/2"	NH (NST)	10"	1/2"	PN15F	0.19

Ball Shutoff Nozzle - Bolted Style



Features:

- rugged and lightweight
- cast aluminum body with pistol grip
- hardcoated female swivel inlet and male outlet
- for use up to **200 PSI** (water only) at 70°F (21°C)

Size	Thread	Waterway	Part #	Wt. Lbs.
1 1/2"	NH (NST)	1-3/8"	ACPSO150F	2.9
1 1/2"	NPSH	1-3/8"	ACPSO150	2.9

Tips for Bolted Style Ball Shutoff Nozzles



NPSH shutoff nozzle tip



NH shutoff nozzle tip

Features:

- material: *anodized aluminum*
- lightweight construction
- for use up to **200 PSI** (water only) at 70°F (21°C)

Size	Thread	Length	Orifice *	Part #	Wt. Lbs.
1"	NPSH	4"	1/2"	ANT100	0.5
	NH (NST)	4-3/4"	1/2"	ANT100F	0.7
1 1/2"	NPSH	4"	1/2"	ANT150	0.5
	NH (NST)	4-3/4"	1/2"	ANT150F	0.7

* other orifice sizes available

Turbokador Selectable Gallonage Nozzles

NEW
FOR 2013

Features:

- NFPA 1964 compliant
- durable, lightweight nozzle with selectable gallonage
- double ball bearing swivel
- built-in stream shaper / strainer
- easily changed from straight stream to narrow fog to wide angle fog to flush without having to shut down
- **glycol-compatible seals for de-icing applications**
- comes standard with black bumper guard and black pistol grip (colors optional)



Size	Thread	GPM	Wt. in Lbs.	Part #
1½"	NST (NH)	10-20-25-40	3.0	<i>PKF18372NST-LT</i>
1½"	NPSH	10-20-25-40	3.0	<i>PKF18372NPSH-LT</i>
1½"	NST (NH)	10-20-25-40	4.4	<i>PKF2310NST</i>
1½"	NPSH	10-20-25-40	4.4	<i>PKF2310NPSH</i>
1½"	NST (NH)	30-60-95-125	5.3	<i>PKF8370NST</i>
1½"	NPSH	30-60-95-125	5.3	<i>PKF8370NPSH</i>
1½"	NST	95-125-150-200	9.9	<i>PKF10648NST</i>

G
Nozzles

Tornadomatic Automatic Gallonage Nozzles

NEW
FOR 2013

Features:

- NFPA 1964 compliant
- durable, lightweight nozzle with automatic gallonage
- built-in stream shaper / strainer
- easily changed from straight stream to narrow fog to wide angle fog to flush without having to shut down
- comes standard with orange bumper guard and black pistol grip (color grips optional)



Size	Thread	GPM	Wt. in Lbs.	Part #
1½"	NST	10-60	3.0	<i>PKF19647NST-LT</i>
1½"	NST	10-60	4.4	<i>PKF2316NST</i>
1½"	NPSH	10-60	4.4	<i>PKF2316NPSH</i>
1½"	NST	40-150	5.2	<i>PKF7674NST</i>
1½"	NPSH	40-150	5.2	<i>PKF7674NPSH</i>

Pokador Constant Gallonage Nozzles

NEW
FOR 2013

Features:

- NFPA 1964 compliant
- durable, lightweight nozzle with constant gallonage
- built-in stream shaper / strainer
- easily changed from straight stream to narrow fog to wide angle fog to flush without having to shut down
- comes standard with blue bumper guard and black pistol grip (color grips optional)



Size	Thread	GPM at 100 PSI	Wt. in Lbs.	Part #
1½"	NST	40	3.0	<i>PKF19652NST-LT</i>
1½"	NST	125	5.2	<i>PKF3567NST</i>
1½"	NPSH	125	5.2	<i>PKF3567NPSH</i>
1½"	NST	150	5.2	<i>PKF3566NST</i>
1½"	NPSH	150	5.2	<i>PKF3566NPSH</i>

NEW
FOR 2013

Pokador Constant Low Pressure Gallonage Nozzle



Features:

- NFPA 1964 compliant
- durable, lightweight nozzle with low pressure constant gallonage
- built-in stream shaper / strainer
- easily changed from straight stream to narrow fog to wide angle fog to flush without having to shut down
- comes standard with blue bumper guard and black pistol grip (color grips are optional)

Size	Thread	GPM	Wt. in Lbs.	Part #
1½"	NST	125	5	PKF8929NST
1½"	NPSH	125	5.2	PKF8929NPSH

NEW
FOR 2013

Nozzle Accessories

Replacement Balls



Description	Part #
replacement ball for 40 GPM and 125 GPM nozzles	PKF14892
replacement ball for 150 GPM nozzle	PKF2410

Replacement Spinning Teeth



Description	Part #
replacement spinning teeth for 40 GPM nozzle	PKF0149
replacement spinning teeth for 125 GPM nozzle	PKF2448

Replacement Gaskets



Description	Nitrile Part #
replacement gaskets for waterway ball (40-125 GPM)	PKF2385
replacement gaskets for waterway ball (150-200 GPM)	PKF17098

Replacement Operating Handles



Description	Nitrile Part #
replacement operating handle for 40 GPM and 125 GPM nozzles	PKF25470

Nozzle Accessories

Replacement Pistol Grip

Description	Part #
black replacement pistol grip	PKF24161
blue replacement pistol grip	PKF9633
orange replacement pistol grip	PKF9569
yellow replacement pistol grip	PKF9568
red replacement pistol grip	PKF9571



Replacement Handle Cover

Description	Part #
replacement black horseshoe handle cover	PKF13689
blue replacement horseshoe handle cover	PKF13680
orange replacement horseshoe handle cover	PKF13684
yellow replacement horseshoe handle cover	PKF13683



Replacement Undercovers

Description	Part #
replacement black under cover for Pok nozzles	PKF23303
replacement orange under cover for Pok nozzles	PKF23299
replacement yellow under cover for Pok nozzles	PKF23298
replacement blue under cover for Pok nozzles	PKF23304



Nozzles

Street Cleaning Nozzle

Features:

- material: *aluminum*
- welded fabrication

Size	Thread	Part #	Wt. in Lbs.
2"	female cam	200DBAL	6.50
3"	female cam	300DBAL	6.75



Spanner and Hydrant Wrenches

Universal Spanner Wrench


Features:

- material: *aluminum*
- for 3/4" to 3" pin lug and rocker lug couplings
- includes gas cock shutoff, pry bar and belt hook eye
- overall length 11-7/8"

Part #	Wt. Lbs.
USW	.62

Universal Wrench


Features:

- for pin lug or rocker lug couplings 1" thru 4½"
- a gas cock shutoff is provided in the handle
- material: iron, red epoxy painted
- overall length 11¾"

Part #	Wt. Lbs.
233	1.16

Forestry Pocket Spanner Wrench


Features:

- material: *aluminum*
- for use on 1" and 1½" hoses
- meets USFDA specification 5100-101C
- overall length 5"

Part #	Wt. Lbs.
FSW1	.12
FSW2	.12

Forestry Hose Clamp and Spanner


Features:

- material: cast aluminum and brass
- Off-set handle enables the user to easily operate the clamp while wearing gloves.
- Designed to be used with lightweight 1" and 1½" hoses for pressures up to 200 PSI.
- When clamped onto the hose the brass locking device safely holds the clamp in position. A spanner is an integral part of the clamp.
- overall length 10"

Part #	Wt. Lbs.
FHCS150	.63

Hole Type Spanner Wrench


Features:

- A rugged and dependable compact hole spanner designed for use on ¾" and 1" booster hose couplings.
- material: *AL-MAG 35*
- overall length is 7½"

Part #	Wt. Lbs.
HTSW	.20

Folding Pocket Spanner Wrenches


Features:

- a compact wrench easily carried in your jacket pocket
- designed to fit ¾" to 3" rocker lug and pin lug couplings

Material	Part #	Wt. Lbs.
aluminum	PSW	.30
brass	PSW-B	.72
die cast zinc	PSW-Z	.56
yellow plastic	PSW-Y	.27

Spanner and Hydrant Wrenches

Features:

- material: *plated iron* head and $\frac{1}{2}$ " *plated steel* handle
- for pentagon nuts up to $1\frac{3}{4}$ "
- built-in spanner for pin or rocker lug couplings
- overall length $16\frac{1}{4}$ "

Adjustable Hydrant Wrench

Part #	Wt. Lbs.
AHW	2.7



Features:

- double spanner head fits pin lug or rocker (sensible) lug couplings, pentagon nuts up to $\frac{3}{4}$ " from point to flat, $1\frac{1}{2}$ " - 6" rocker lug caps, 2" - $4\frac{1}{2}$ " pin lug caps, and square nuts up to 1- $\frac{1}{8}$ "

Pigtail Adjustable Hydrant Wrench

Part #	Wt. Lbs.
AHWPT	4.5



Features:

- material: *plated iron* head, 17" x $\frac{7}{8}$ " *plated steel* handle
- for pentagon hydrant nuts up to 1.63" from point to flat
- notched to fit $1\frac{1}{4}$ " square hydrant nut
- spanner for pin lug and sensible (rocker) lug couplings, $1\frac{1}{2}$ " thru 6"
- overall length 18"

Heavy Duty Adjustable Hydrant Wrench

Part #	Wt. Lbs.
189	4.7



Features:

- for pentagon hydrant nuts up to $1\frac{1}{8}$ " and square heads up to $1\frac{1}{2}$ "
- designed to fit $\frac{3}{4}$ " - 6" rocker lug or pin lug couplings, can also be used for long handle couplings.
- material: *ductile iron* head with a deeply knurled *chrome plated steel* handle
- replaceable adjustable jaw is made of manganese bronze
- overall length $19\frac{1}{2}$ "

Double Head Adjustable Hydrant Wrench

Part #	Wt. Lbs.
189DH	5



Features:

- 5 pentagon holes designed to fit common hydrant nut sizes
- built-in spanner for pin or rocker lug couplings
- material: *plated iron*
- overall length $14\frac{1}{4}$ "

5 Hole Hydrant Wrench

Part #	Wt. Lbs.
PHW	1.94



Features:

- lightweight aluminum, fits $\frac{3}{4}$ " to 6" split lug, rocker lug and pin lug couplings
- can be operated in tight quarters
- A gas cock shutoff is provided in the handle. The handle is shaped to fit your hand allowing a positive grip on the coupling.

Grip-All Spanner Wrench

Part #	Wt. Lbs.
GAW	.52



Features:

- plated iron spanner for use on long handle, rocker lug, or pin lug couplings from $2\frac{1}{2}$ " to 6"
- Open end slips over long handles for additional leverage while the claw fits rocker lugs or pin lugs, the other end can be used as a pry or crowbar.
- inverted "T" body construction for lighter weight and improved strength
- Can be used on Dixon's cam and groove pin lug or trapezoidal lug tank car adapters or 8" pin lug couplings.
- overall length 18- $\frac{3}{4}$ "

Long Handle Suction Spanner Wrench

Part #	Wt. Lbs.
LHW	3.25



Pin Lug Spanner Wrenches - Single End Wrench

Feature:

- material: plated iron



Size	Part #
1½"	SW15
2"	SW20
2½"	SW25
3"	SW30
4"	SW40
6"	SW60

Storz Wrenches

Storz Hydrant Wrench



Features:

- fits 4" and 5" storz
- includes adjustable hydrant with wrench
- materials:
 - ductile iron head
 - knurled chrome plated handle

Part #	Old Part #	Wt. Lbs.
SAWH	SHW	6

Storz Spanner Wrench - Single End



Features:

- material: AL-MAG 35
- SW1530 fits 1½" - 3" storz
- SZW2 fits 4" and 5" storz

Part #	Old Part #	Wt. Lbs.
SW1530	SZW1	2
SZW2	SZW2	1

Storz Spanner Wrench - Double Ended



Size	Material	Part #
2" - 5"	aluminum	SZW2-NL
2" - 5"	steel	SW-S400

Aluminum Wrench Holder for Storz Spanner Wrenches

Feature:

- designed to hold two SZW2 wrenches



Holder Only


Part #	Old Part #
SWB	AWH2SZ

Holder with (2) Wrenches - Double Ended 4" - 6"



Part #	Description
SWB-2	2 Storz aluminum wrenches (2½" - 5") with bracket
SWB-S-2	2 Storz steel wrenches (2½" - 5") with bracket
SWB-S-4	4 Storz steel wrenches (2½" - 5") with bracket

Synthetic Mill Hose

Ideal for open end discharge applications. **Not intended for fire fighting service.** 

Features:

- outer construction: *single jacket, all synthetic*
- tube construction: *black, natural rubber liner*
- ratings:
 - rated pressure: **250 PSI** at 70°F (21°C)
 - working pressure: **112 PSI** at 70°F (21°C)

Uncoupled

Size	Bowl	Length	Part #
1"	1-1/4"	50'	M10-50UC
1"	1-1/4"	100'	M10-100UC
1½"	1-11/16"	25'	M15-25UC
1½"	1-11/16"	50'	M15-50UC
1½"	1-11/16"	100'	M15-100UC
2"	2-1/4"	25'	M20-25UC
2"	2-1/4"	50'	M20-50UC
2"	2-1/4"	100'	M20-100UC
2½"	2-11/16"	25'	M25-25UC
2½"	2-11/16"	50'	M25-50UC
2½"	2-11/16"	100'	M25-100UC
3"	3-3/8"	25'	M30-25UC
3"	3-3/8"	50'	M30-50UC
3"	3-3/8"	100'	M30-100UC
4"	4-3/8"	25'	M40-25UC
4"	4-3/8"	50'	M40-50UC
4"	4-3/8"	100'	M40-100UC
6"	6-3/8"	25'	M60-25UC
6"	6-3/8"	50'	M60-50UC



Consult Dixon for pricing and availability for any of the following features:

- 75' lengths

Coupled



- material: *aluminum* rocker lug couplings

Coupled with female and male expansion ring couplings


Size	Length	NPSH Part #	NST Part #	Customer Thread Part #	MNPT x MNPT
1½"	50'	M15-50RAS	M15-50RAF	---	M15-50RAT
1½"	100'	M15100RAS	M15100RAF	---	M15100RAT
2"	50'	M20-50RAS	---	---	M20-50RAT
2"	100'	M20100RAS	---	---	M20100RAT
2½"	25'	M25-25RAS	M25-25RAF	M25-25RA __	---
2½"	50'	M25-50RAS	M25-50RAF	M25-50RA __	M25-50RAT
2½"	100'	M25100RAS	M25100RAF	M25100RA __	M25100RAT

¹ __ Customer Thread (*must specify*) refer to legend on page 169

Consult Dixon for pricing and availability for any of the following features:

- 75' lengths
- other threads and configurations

Synthetic Single Jacket Mill Hose

Ideal for open end discharge applications. **Not intended for fire fighting service.** 

Features:

- outer construction: single jacket, all synthetic
- tube construction: black, natural rubber liner

Suction Couplings



coupled with NST suction fitting

NH (NST) Thread

NH (NST) Thread	Clamps per End	Length	Working Pressure PSI	Part #
1½"	2	25'	75	M15-25KAF
1½"	2	50'	75	M15-50KAF
2½"	2	25'	50	M25-25KAF
2½"	2	50'	50	M25-50KAF

NPSH Thread



coupled with NPSH suction fitting

NPSH Thread	Clamps per End	Length	Working Pressure PSI	Part #
1½"	2	25'	75	M15-25KAS
1½"	2	50'	75	M15-50KAS
2"	2	25'	75	M20-25KAS
2"	2	50'	75	M20-50KAS
2½"	2	25'	50	M25-25KAS
2½"	2	50'	50	M25-50KAS
3"	3	25'	50	M30-25KAS
3"	3	50'	50	M30-50KAS

Cam and Groove Couplings

Cam and Groove




Cam and Groove	Clamps per End	Length	Working Pressure PSI	Part #
1½"	2	25'	112	M15-25GAX
1½"	2	50'	112	M15-50GAX
2"	2	25'	112	M20-25GAX
2"	2	50'	112	M20-50GAX
2½"	2	25'	112	M25-25GAX
2½"	2	50'	112	M25-50GAX
3"	2	25'	112	M30-25GAX
3"	2	50'	112	M30-50GAX
4"	2	25'	112	M40-25GAX
4"	2	50'	112	M40-50GAX

Consult Dixon for pricing and availability for any of the following features:

- additional lengths
- other configurations

Synthetic Double Jacket Mill Hose

Application:

- Ideal for open end discharge applications. **Not intended for fire fighting service.** 

Features:

- Outer construction: double jacket, all polyester
- Tube construction: black, natural rubber liner
- rated pressure: **250 PSI** at 70°F (21°C)
- working pressure: **200 PSI** at 70°F (21°C)

Uncoupled

Size	Bowl	Length	Part #
1½"	1-13/16"	50'	DM15-50UC
1½"	1-13/16"	100'	DM15-100UC
2"	2-5/16"	50'	DM20-50UC
2"	2-5/16"	100'	DM20-100UC
2½"	2-7/8"	50'	DM25-50UC
2½"	2-7/8"	100'	DM25-100UC



* Double jacket hoses are **not** recommended for use with field reattachable couplings (Flat Seal).

Coupled

NH (NST) Thread

NH (NST) Thread	Coupling Type	Length	Part #
1½"	rocker lug, aluminum	50'	DM15-50RAF
1½"	rocker lug, aluminum	100'	DM15100RAF
2½"	rocker lug, aluminum	50'	DM25-50RAF
2½"	rocker lug, aluminum	100'	DM25100RAF

NPSH Thread

Size	Coupling Type	Length	Part #
1½"	rocker lug, aluminum	50'	DM15-50RAS
1½"	rocker lug, aluminum	100'	DM15100RAS
2"	rocker lug, aluminum	50'	DM20-50RAS
2"	rocker lug, aluminum	100'	DM20100RAS

Customer Thread

Size	Coupling Type	Length	Part #
2½"	rocker lug, aluminum	50'	DM25-50RA _____
2½"	rocker lug, aluminum	100'	DM25100RA _____

_____ Customer Thread (*must specify*) refer to legend on page 169

Aluminum MNPT x MNPT

Size	Coupling Type	Length	Part #
1½"	rocker lug, aluminum	50'	DM15-50RAT
1½"	rocker lug, aluminum	100'	DM15100RAT
2"	rocker lug, aluminum	50'	DM20-50RAT
2"	rocker lug, aluminum	100'	DM20100RAT
2½"	rocker lug, aluminum	50'	DM25-50RAT
2½"	rocker lug, aluminum	100'	DM25100RAT

_____ Customer Thread (*must specify*) refer to legend on page 169

Consult Dixon for pricing and availability for any of the following features:

- 75' lengths
- other threads and configurations



300# Single Jacket All-Polyester Fire Hose - White

Features:

- outer construction: single jacket, all polyester
- tube construction: black, extruded EPDM rubber liner
- ratings:
 - proof pressure: **300 PSI** at 70°F (21°C)
 - service test pressure: **150 PSI** at 70°F (21°C)
 - working pressure: **135 PSI** at 70°F (21°C)

Uncoupled



Size	Bowl	Length	Part #
1½"	1-3/4"	50'	A315-50UC
1½"	1-3/4"	100'	A315-100UC
2"	2-1/4"	50'	A320-50UC
2"	2-1/4"	100'	A320-100UC
2½"	2-13/16"	50'	A325-50UC
2½"	2-13/16"	100'	A325-100UC
3"	3-3/8"	50'	A330-50UC
3"	3-3/8"	100'	A330-100UC

Coupled

NH (NST) Thread

Size	Coupling Type	Length	Part #
1½"	rocker lug, aluminum	50'	A315-50RAF
1½"	rocker lug, aluminum	100'	A315100RAF
1½"	rocker lug, brass	50'	A315-50RBF
1½"	rocker lug, brass	100'	A315100RBF
2½"	rocker lug, aluminum	50'	A325-50RAF
2½"	rocker lug, aluminum	100'	A325100RAF
2½"	rocker lug, brass	50'	A325-50RBF
2½"	rocker lug, brass	100'	A325100RBF

NPSH Thread

Size	Coupling Type	Length	Part #
1½"	rocker lug, aluminum	50'	A315-50RAS
1½"	rocker lug, aluminum	100'	A315100RAS
2½"	rocker lug, aluminum	50'	A325-50RAS
2½"	rocker lug, aluminum	100'	A325100RAS
3"	rocker lug, aluminum	50'	A330-50RAS
3"	rocker lug, aluminum	100'	A330100RAS

Customer Thread

Size	Coupling Type	Length	Part #
2½"	rocker lug, aluminum	25'	A325-25RA__
2½"	rocker lug, aluminum	50'	A325-50RA__
2½"	rocker lug, aluminum	100'	A325100RA__

__ Customer Thread (*must specify*) refer to legend on page 169

Consult Dixon for pricing and availability for any of the following features:

- other threads and configurations



500# Single Jacket All-Polyester Fire Hose - White

Features:

- outer construction: single jacket, all polyester
- tube construction: black, extruded EPDM rubber liner
- ratings:
 - proof pressure: **500 PSI** at 70°F (21°C)
 - service test pressure: **250 PSI** at 70°F (21°C)
 - working pressure: **225 PSI** at 70°F (21°C)

Uncoupled

Size	Bowl	Length	Part #
1"	1¼"	50'	A510-50UC
1"	1¼"	100'	A510-100UC
1½"	1¾"	50'	A515-50UC
1½"	1¾"	100'	A515-100UC
2½"	2-13/16"	50'	A525-50UC
2½"	2-13/16"	100'	A525-100UC



Coupled



Coupled with female and male expansion ring couplings

Size	Length	Rocker Lug Aluminum NST (NH) Part #	Rocker Lug Brass NST (NH) Part #	Rocker Lug Aluminum NPSH Part #	Rocker Lug Aluminum Customer Thread Part #
1"	50'	---	---	A510-50RAS	---
1"	100'	---	---	A510100RAS	---
1½"	25'	A515-25RAF	A515-25RBF	A515-25RAS	---
1½"	50'	A515-50RAF	A515-50RBF	A515-50RAS	---
1½"	100'	A515100RAF	A515100RBF	A515100RAS	---
2½"	25'	A525-25RAF	A525-25RBF	---	A525-25RA __
2½"	50'	A525-50RAF	A525-50RBF	---	A525-50RA __
2½"	100'	A525100RAF	A525100RBF	---	A525100RA __

__ Customer Thread (*must specify*) refer to legend on page 169

Consult Dixon for pricing and availability for any of the following features:

- other threads and configurations

500# Single Jacket All-Polyester Fire Hose - UL labeled

Features:

- outer construction: *single jacket, all polyester*
- tube construction: *black, extruded EPDM rubber liner*
- ratings:
 - proof pressure: **500 PSI** at 70°F (21°C)
 - service test pressure: **250 PSI** at 70°F (21°C)
 - working pressure: **225 PSI** at 70°F (21°C)



NH (NST) Thread

Size	Coupling Type	Length	Part #
1½"	rocker lug, brass	50'	A515U50CBF
1½"	rocker lug, brass	75'	A515U75CBF
1½"	rocker lug, brass	100'	A515U100CBF

NPSH Thread

Size	Coupling Type	Length	Part #
1½"	combo lug, brass	50'	A515U50CBS
1½"	combo lug, brass	75'	A515U75CBS
1½"	combo lug, brass	100'	A515U100CBS

Consult Dixon for pricing and availability for any of the following features:

- impregnated hose, other lengths, threads and couplings

500# Single Jacket Fire Hose - Color Impregnated



Orange

Features:

- outer construction: *single jacket, all polyester*
- tube construction: *black, extruded EPDM rubber liner*
- ratings:
 - proof pressure: **500 PSI** at 70°F (21°C)
 - service test pressure: **250 PSI** at 70°F (21°C)
 - working pressure: **225 PSI** at 70°F (21°C)

Coupled with female and male expansion ring couplings

Size	Coupling Type	Length	Color	Part #
1½"	rocker lug, aluminum, NST	50'	yellow	A515Y50RAF
1½"	rocker lug, aluminum, NST	50'	red	A515R50RAF
1½"	rocker lug, aluminum, NST	50'	orange	A515OR50RAF
1½"	rocker lug, aluminum, NPSH	50'	orange	A515OR50RAS

Consult Dixon for pricing and availability for any of the following features:

- other colors, other lengths, and other threads and couplings



Red

800# Double Jacket All-Polyester Fire Hose - White

Features:

- outer construction: *double jacket, all polyester*
- tube construction: *black, extruded EPDM rubber liner*
- ratings:
 - proof pressure: **800 PSI** at 70°F (21°C)
 - service test pressure: **400 PSI** at 70°F (21°C)
 - working pressure: **360 PSI** at 70°F (21°C)

NH (NST) Thread

Size	Coupling Type	Length	Part #
1½"	Rocker lug, aluminum	25'	D815-25RAF
1½"	Rocker lug, aluminum	50'	D815-50RAF
1½"	Rocker lug, aluminum	100'	D815100RAF
1½"	Rocker Lug, brass	50'	D815-50RBF
1½"	Rocker Lug, brass	100'	D815100RBF
2½"	Rocker lug, aluminum	25'	D825-25RAF
2½"	Rocker lug, aluminum	50'	D825-50RAF
2½"	Rocker lug, aluminum	100'	D825100RAF
2½"	Rocker Lug, brass	50'	D825-50RBF
2½"	Rocker Lug, brass	100'	D825100RBF



NPSH Thread

Size	Coupling Type	Length	Part #
1½"	Rocker lug, aluminum	50'	D815-50RAS
1½"	Rocker lug, aluminum	100'	D815100RAS
1½"	Rocker Lug, brass	50'	D815-50RBS
1½"	Rocker Lug, brass	100'	D815100RBS
2½"	Rocker lug, aluminum	50'	D825-50RAS
2½"	Rocker lug, aluminum	100'	D825100RAS
2½"	Rocker Lug, brass	50'	D825-50RBS

Consult Dixon for pricing and availability for any of the following features:

- other lengths, threads and couplings

800# Double Jacket All-Polyester Fire Hose Yellow Impregnated

Features:

- outer construction: *double jacket, all polyester*
- tube construction: *black, synthetic rubber liner*
- ratings:
 - proof pressure: **800 PSI** at 70°F (21°C)
 - service test pressure: **400 PSI** at 70°F (21°C)
 - working pressure: **360 PSI** at 70°F (21°C)

NH (NST) Thread

Size	Coupling Type	Length	Part #
1½"	Rocker lug, aluminum	50'	D815Y50RAF
1½"	Rocker Lug, brass	50'	D815Y50RBF
2½"	Rocker lug, aluminum	50'	D825Y50RAF
2½"	Rocker Lug, brass	50'	D825Y50RBF

Customer Thread

Size	Thread	Length	Part #
1½"	NPSH	50'	D815Y50RAS
1½"	NPSH	100'	D815Y100RAS
2½"	CT	50'	D825Y50RA__
2½"	CT	100'	D825Y100RA__



__ Customer Thread (*must specify*) refer to legend on page 169

Consult Dixon for pricing and availability for any of the following features:

- other lengths, threads and couplings
- other colors: yellow, red, blue, tan, orange, green, black

MSHA Approved Mine Fire Hose

- approved by MSHA : Mine Safety and Health Administration for all mine fire protection applications

Single Jacket

Features:

- outer construction: *single jacket, synthetic flame resistant*
- tube construction: *flame resistant lining*
- ratings:
 - proof pressure: **500 PSI** at 70°F (21°C)
 - service test pressure: **250 PSI** at 70°F (21°C)
 - working pressure: **225 PSI** at 70°F (21°C)



NH (NST) Thread

Size	Coupling Type	Length	Part #
1½"	rocker lug, aluminum	50'	SM515W50RAF

NPSH Thread

Size	Coupling Type	Length	Part #
1½"	rocker lug, aluminum	50'	SM515W50RAS

Double Jacket

Features:

- outer construction: *double jacket, synthetic flame resistant*
- tube construction: *flame resistant lining*
- ratings:
 - proof pressure: **800 PSI** at 70°F (21°C)
 - service test pressure: **400 PSI** at 70°F (21°C)
 - working pressure: **360 PSI** at 70°F (21°C)



NH (NST) Thread

Size	Coupling Type	Length	Part #
1½"	rocker lug, aluminum	50'	DM815W50RAF

NPSH Thread

Size	Coupling Type	Length	Part #
1½"	rocker lug, aluminum	50'	DM815W50RAS

Double Jacket Potable Water Hose - Blue

Features:

- outer construction: *double jacket, all polyester*
- tube construction: *thermoplastic*
- ratings:
 - proof pressure: **600 PSI** at 70°F (21°C)
 - service test pressure: **300 PSI** at 70°F (21°C)
 - working pressure: **270 PSI** at 70°F (21°C)

Size	Coupling Type	Length	Thread	Part #
1½"	Rocker lug, brass	50'	NPSH	PW615B50RBS
1½"	Rocker lug, brass	100'	NPSH	PW615B100RBS
1½"	Rocker lug, brass	50'	NST	PW615B50RBF
1½"	Rocker lug, brass	100'	NST	PW615B100RBF
2½"	Rocker lug, brass	50'	NPSH	PW625B50RBS
2½"	Rocker lug, brass	100'	NPSH	PW625B100RBS
2½"	Rocker lug, brass	50'	NST	PW625B50RBF
2½"	Rocker lug, brass	100'	NST	PW625B100RBF



Forestry Fire Hose - Non-Weeping

Features:

- outer construction: *single jacket, synthetic*
- tube construction: *thermoplastic*
- ratings:
 - proof pressure: **600 PSI** at 70°F (21°C)
 - service test pressure: **300 PSI** at 70°F (21°C)
 - working pressure: **270 PSI** at 70°F (21°C)

NH (NST) Thread

Size	Coupling Type	Length	Part #
1½"	Rocker lug, aluminum	50'	NF615Y50RAF
1½"	Rocker lug, aluminum	100'	NF615Y100RAF

NPSH Thread

Size	Coupling Type	Length	Part #
1"	Rocker lug, aluminum	50'	NF610Y50RAS
1"	Rocker lug, aluminum	100'	NF610Y100RAS

Consult Dixon for pricing and availability for any of the following features:

- other lengths, threads and couplings



Forestry Mop Up Hose

Application:

Forest fire applications include mop-up, low volume hand lines, filling pump cans, supplying sprinklers and remote fire line protection.

Features:

- outer construction: *single jacket, synthetic*
- tube construction: *thermoplastic*
- impregnation: yellow
- 50' coil diameter is 9"
- ratings:
 - proof pressure: **300 PSI** at 70°F (21°C)
 - service test pressure: **150 PSI** at 70°F (21°C)
 - working pressure: **135 PSI** at 70°F (21°C)

GHT Thread

Size	Coupling Type	Length	Part #
¾"	ferrule, brass	50'	NF307Y50GHT



Consult Dixon for pricing and availability for any of the following features:

- other lengths, threads and couplings

500# All Polyester Rack Hose - Aluminum Couplings non-UL Labeled

Features:

- outer construction: *single jacket, all polyester*
- tube construction; *clear thermoplastic*
- ratings:
 - proof pressure: **500 PSI** at 70°F (21°C)
 - service test pressure: **250 PSI** at 70°F (21°C)
 - working pressure: **225 PSI** at 70°F (21°C)



folded

- **Not** to be used for washdown
For pin rack service / emergency fire fighting only.



Coupled with female and male aluminum expansion ring couplings



coiled

Size	Length	Thread	Folded Part #	Coiled Part #
1½"	50'	NST	R515-50RAF/F	R515-50RAF
1½"	50'	NPSH	R515-50RAS/F	R515-50RAS
1½"	100'	NST	R515100RAF/F	R515100RAF
1½"	100'	NPSH	R515100RAS/F	R515100RAS

500# All Polyester Rack Hose - Aluminum Couplings UL Labeled

Features:

- outer construction: *single jacket, all polyester*
- tube construction; *clear thermoplastic*
- ratings:
 - proof pressure: **300 PSI** at 70°F (21°C)
 - service test pressure: **150 PSI** at 70°F (21°C)
 - working pressure: **135 PSI** at 70°F (21°C)
- Underwriters Listed



folded

- **Not** to be used for washdown
For pin rack service / emergency fire fighting only.



Coupled with female and male aluminum expansion ring couplings




coiled

Size	Length	Thread	Folded Part #	Coiled Part #
1½"	50'	NST	R515U50RAF/F	R515U50RAF
1½"	50'	NPSH	R515U50RAS/F	R515U50RAS
1½"	100'	NST	R515U100RAF/F	R515U100RAF
1½"	100'	NPSH	R515U100RAS/F	R515U100RAS

500# All Polyester Rack Hose - Brass Couplings non-UL Labeled

Features:

- outer construction: *single jacket, all polyester*
- tube construction; *clear thermoplastic*
- ratings:
 - proof pressure: **500 PSI** at 70°F (21°C)
 - service test pressure: **250 PSI** at 70°F (21°C)
 - working pressure: **225 PSI** at 70°F (21°C)

- **Not** to be used for washdown
For pin rack service / emergency fire fighting only. 

Coupled with female and male brass expansion ring couplings

Size	Length	Thread	Folded Part #	Coiled Part #
1½"	50'	NST	R515-50CBF/F	R515-50CBF
1½"	100'	NST	R515100CBF/F	R515100CBF



folded




coiled

500# All Polyester Rack Hose - Brass Couplings UL Labeled

Features:

- outer construction: *single jacket, all polyester*
- tube construction; *clear thermoplastic*
- ratings:
 - proof pressure: **300 PSI** at 70°F (21°C)
 - service test pressure: **150 PSI** at 70°F (21°C)
 - working pressure: **135 PSI** at 70°F (21°C)
- Underwriters Listed

- **Not** to be used for washdown
For pin rack service / emergency fire fighting only. 

Coupled with female and male brass expansion ring couplings

Size	Length	Thread	Folded Part #	Coiled Part #
1½"	50'	NST	R515U50CBF/F	R515U50CBF
1½"	100'	NST	R515U100CBF/F	R515U100CBF



folded



coiled

400# Nitrile Covered Fire Hose - Light Duty Red

Application:

- Ideal for industrial and construction washdown and discharge applications.

Features:

- outer construction: *thin ribbed nitrile*
- tube construction: *nitrile*
- ratings:
 - proof pressure: **400 PSI** at 70°F (21°C)
 - service test pressure: **200 PSI** at 70°F (21°C)
 - working pressure: **180 PSI** at 70°F (21°C)



Uncoupled

Size	Bowl	Length	Part #
2"	2-1/4"	50'	H420R50UC

Coupled

NPSH Thread

Size	Coupling Type	Length	Part #
2"	Rocker lug, brass	50'	H420R50RBS

Consult Dixon for pricing and availability for any of the following features:

- other lengths, threads and couplings

500# Nitrile Covered Fire Hose - Light Duty Red

Application:

- Ideal for industrial and construction washdown and discharge applications.

Features:

- outer construction: *thin, ribbed nitrile*
- tube construction: *nitrile*
- ratings:
 - proof pressure: **500 PSI** at 70°F (21°C)
 - service test pressure: **250 PSI** at 70°F (21°C)
 - working pressure: **225 PSI** at 70°F (21°C)

Uncoupled

Size	Bowl	Length	Part #
1½"	1-13/16"	50'	H515R50UC
1½"	1-13/16"	100'	H515R100UC
2½"	2-13/16"	50'	H525R50UC

Coupled

NH (NST) Thread

Size	Coupling Type	Length	Part #
1½"	Rocker lug, aluminum	50'	H515R50RAF
1½"	Rocker lug, aluminum	100'	H515R100RAF
1½"	Rocker lug, brass	50'	H515R50RBF
1½"	Rocker lug, brass	100'	H515R100RBF
2½"	Rocker lug, aluminum	50'	H525R50RAF
2½"	Rocker lug, aluminum	100'	H525R100RAF
2½"	Rocker lug, brass	50'	H525R50RBF

NPSH Thread

Size	Coupling Type	Length	Part #
1½"	Rocker lug, aluminum	50'	H515R50RAS
1½"	Rocker lug, aluminum	100'	H515R100RAS
2½"	Rocker lug, aluminum	50'	H525R50RAS

Consult Dixon for pricing and availability for any of the following features:

- other lengths, threads and couplings
- other colors: yellow, red, blue and black



Nitrile Covered Fire Hose - Heavy Duty Yellow

Application:

Ideal for heavy-duty washdown, refineries and power plants

Features:

- outer construction: *thick ribbed nitrile*
- tube construction: *nitrile*
- ratings:

proof pressure:

1"-3" - **600 PSI**
 4" - **450 PSI**
 5" - **400 PSI**
 6" - **300 PSI**

service test pressure:

1"-3" - **300 PSI**
 4" - **225 PSI**
 5" - **200 PSI**
 6" - **150 PSI**

working pressure:

1"-3" - **270 PSI**
 4" - **200 PSI**
 5" - **180 PSI**
 6" - **135 PSI**

All PSI pressures at 70°F (21°C)

Uncoupled

Size	Bowl	Length	Part #
1"	1-1/4"	50'	H610Y50UC
1"	1-1/4"	100'	H610Y100UC
1½"	1-13/16"	50'	H615Y50UC
1½"	1-13/16"	100'	H615Y100UC
2"	2-1/4"	50'	H620Y50UC
2"	2-1/4"	100'	H620Y100UC
2½"	2-13/16"	50'	H625Y50UC
2½"	2-13/16"	100'	H625Y100UC
3"	3-3/8"	50'	H630Y50UC
3"	3-3/8"	100'	H630Y100UC
4"	4-5/16"	50'	H440Y50UC
4"	4-5/16"	100'	H440Y100UC
6"	6-5/16"	50'	H360Y50UC
6"	6-5/16"	100'	H360Y100UC



uncoupled

Coupled

NH (NST) Thread

Size	Coupling Type	Length	Part #
1"	Rocker lug, aluminum	50'	H610Y50RAF
1"	Rocker lug, brass	50'	H610Y50RBF
1½"	Rocker lug, aluminum	50'	H615Y50RAF
1½"	Rocker lug, aluminum	100'	H615Y100RAF
1½"	Rocker lug, brass	50'	H615Y50RBF
1½"	Rocker lug, brass	100'	H615Y100RBF
2½"	Rocker lug, aluminum	50'	H625Y50RAF
2½"	Rocker lug, aluminum	100'	H625Y100RAF
2½"	Rocker lug, brass	50'	H625Y50RBF
2½"	Rocker lug, brass	100'	H625Y100RBF
3"	Rocker lug, aluminum	50'	H630Y50RAF
3"	Rocker lug, aluminum	100'	H630Y100RAF

NPSH Thread

Size	Coupling Type	Length	Part #
1"	Rocker lug, aluminum	50'	H610Y50RAS
1"	Rocker lug, brass	50'	H610Y50RBS
2"	Rocker lug, brass	50'	H620Y50RBS
2"	Rocker lug, brass	100'	H620Y100RBS
4"	Storz	50'	H440Y50SZ
4"	Storz	100'	H440Y100SZ
5"	Storz	50'	H450Y50SZ
5"	Storz	100'	H450Y100SZ
6"	Storz	50'	H360R50SZ



coupled

- Working pressures can be achieved using appropriate expansion ring couplings.
- Under no circumstance should the hose be used beyond the working pressure of the fittings to which it is coupled.
- Assembled hose should be hydrostatically proof tested before use, and thereafter in accordance with NFPA 1962.

Non-collapsible Fire and Utility Hose - Red



Features:

- outer construction: designed to withstand abrasion
- burst pressure: **600 PSI** at 70°F (21°C)
- working pressure: **200 PSI** at 70°F (21°C)

Size	Thread	Coupling Type	Length	Part #
1½"	NH (NST)	Rocker lug, brass	50'	15B15-50RBF
1½"	NH (NST)	Rocker lug, brass	75'	15B15-75RBF
1½"	NH (NST)	Rocker lug, brass	100'	15B15-100RBF
1½"	NPSH	Rocker lug, brass	50'	15B15-50RBS
1½"	NPSH	Rocker lug, brass	100'	15B15-100RBS

Consult Dixon for pricing and availability for any of the following features:

- other lengths, threads and couplings

Non-collapsible Chemical Booster Hose - Red



Features:


- Vertical braid construction and ozone resistant outer cover is designed to withstand weathering and abrasion associated with severe service.
- coupled with male and female NH (NST) threaded, hole type chromed brass couplings.
- working pressure: **800 PSI** at 70°F (21°C)
- see page 102 for hole-type spanner wrench

NH (NST) Thread	Coupling Type	Length	Part #
¾"	Hole type, chromed brass	50'	80B07-50HCF
¾"	Hole type, chromed brass	100'	80B07-100HCF
1"	Hole type, chromed brass	50'	80B10-50HCF
1"	Hole type, chromed brass	100'	80B10-100HCF

Consult Dixon for pricing and availability for any of the following features:

- other lengths, threads and couplings
- ¾" and 1" NST (NH) threads are the same size; also known as Chemical Hose Thread (CHT) or Booster Hose Thread

Boostlite Lightweight Non-collapsible Reel Hose - Red



(sold separately from reel)

Features:

- minimum bend radius of 9" makes hose kink resistant
- superior lining adhesion provides a smoother waterway resulting in lower friction loss
- material: helically reinforced all synthetic single jacket
- tube: clear polyurethane
- impregnation: red
- proof pressure: **800 PSI** at 70°F (21°C)
- service pressure: **400 PSI** at 70°F (21°C)
- working pressure: **360 PSI** at 70°F (21°C)

Size	Thread	Coupling Type	Length	Part #
1"	NPSH	Rocker lug, aluminum	100'	BL810R100RAS
1"	NH (NST)	Rocker lug, aluminum	100'	BL810R100RAF

* ¾" and 1" NST (NH) threads are the same size. Also known as Chemical Hose Thread or Booster Hose Thread.

Note: other colors are available.

Dixon Northline PVC Flexible Suction Hose

Applications:

- designed for drafting use only
- Maximum Operating Pressure: **35 PSI**

Features:

Dixon Northline has developed the industry's lightest flexible suction hose. The suction hose design incorporates engineered polymers and extruded aluminum parts to maximize strength, durability and performance.

- Maximum Operating Pressure: **35 PSI**
- Sizes - 2½", 3", 4", 4½", 5" and 6" standard smaller and larger diameters available upon request
- Lengths - 10' standard length, other lengths available upon request
- Couplings - NST, Cam and Groove, Storz, and special threads



Features & Benefits

Hose

- Flexible PVC and lightweight for ease of operation
- Black helix design for easier maintenance and UV protection
- Clear PVC provides a view of water flow and assists in obtaining prime

Hose Collars

- High performance injection molded polymer design ensures a 360° seal
- High-tech polymer material offers durability and reduces overall hose weight up to 12%
- Flexible design allows quick and easy in field serviceability with ¼" socket wrench

Hose Ends

- 6061-T6 lightweight structural aluminum extruded components for maximum strength and durability
- Black anodized for protection against corrosion and laser engraved
- Roller "disc" bearings for maximum performance and sheer strength

Dixon Northline Lightweight PVC Flexible Suction Hose is top quality hose. The suction hose sizes range from 2½" to 6". Our aluminum couplings are made from extruded 6061-T6 lightweight aluminum alloy. Threaded couplings are finished black anodized and laser engraved with a clear understanding of the thread type and size being provided. All swivels are attached using roller bearings and are supplied as long handle or rocker lug style.

With the most advanced collar attachment in the industry, Dixon Northline's Suction Hose is far superior to others in the industry. The collar is made from durable lightweight plastic, molded four inches wide. With the length of the shank on the coupling, inserted into the hose and the width of the collar combined, the chance of leakage is minimal when the hose is flexed while in use.

Dixon Northline PVC Flexible Suction Hose Couplings with PVC Flexible Suction Hose



female L/H x male R/L



storz x storz



cam & groove x cam & groove

Size	Length	Thread	Female L/H x Male Part #	Female R/L x Male Part #	Storz x Storz Part #	Cam & Groove x Cam & Groove Part #
2½"	10'	NST	<i>FSH-9682-000</i>	<i>FSH-9682-050</i>	<i>FSH-9682-020</i>	<i>FSH-9682-030</i>
		BAT	<i>FSH-9682-000B</i>	<i>FSH-9682-050B</i>		
		CSA	<i>FSH-9682-000C</i>	<i>FSH-9682-050C</i>		
		WCT	<i>FSH-9682-000W</i>	<i>FSH-9682-050W</i>		
		NS1	<i>FSH-9682-000NS</i>	<i>FSH-9682-050NS</i>		
		QST	<i>FSH-9682-000Q</i>	<i>FSH-9682-050Q</i>		
3"	10'	NH	<i>FSH-9682-100</i>	<i>FSH-9682-150</i>	<i>FSH-9682-120</i>	<i>FSH-9682-130</i>
4"	10'	NH	<i>FSH-9682-200</i>	<i>FSH-9682-250</i>	<i>FSH-9682-220</i>	<i>FSH-9682-230</i>
4½"	10'	NH	<i>FSH-9682-300</i>	<i>FSH-9682-350</i>		
5"	10'	NH	<i>FSH-9682-400</i>	<i>FSH-9682-450</i>	<i>FSH-9682-420</i>	<i>FSH-9682-430</i>
6"	10'	NH	<i>FSH-9682-500</i>	<i>FSH-9682-550</i>	<i>FSH-9682-520</i>	<i>FSH-9682-530</i>

Note: different lengths and configurations are available, contact Dixon for details

Dixon Northline PVC Flexible Suction Hose Suction Hose Accessories

- designed with use for Dixon suction hose only 

Suction Coupling - Female Swivel With Shank

Hose Size	Thread	Long Handle Part #	Rocker Lug Part #
2½" ¹	NST	<i>FSH-9644-25F</i>	<i>FSH-9645-25F</i>
3"	NST	<i>FSH-9644-30F</i>	<i>FSH-9645-30F</i>
4"	NST	<i>FSH-9644-40F</i>	<i>FSH-9645-40F</i>
4½"	NST	<i>FSH-9644-45F</i>	<i>FSH-9645-45F</i>
5"	NST	<i>FSH-9644-50F</i>	<i>FSH-9645-50F</i>
6"	NST	<i>FSH-9644-60F</i>	<i>FSH-9645-60F</i>



female long handle



female rocker lug

¹ 3" hose shank

Suction Coupling - Male R/L With Shank

Hose Size	Thread	Male Coupling Part #
2½" ¹	NST	<i>FSH-9293-25F</i>
3"	NST	<i>FSH-9293-30F</i>
4"	NST	<i>FSH-9293-40F</i>
4½"	NST	<i>FSH-9293-45F</i>
5"	NST	<i>FSH-9293-50F</i>
6"	NST	<i>FSH-9293-60F</i>



male rocker lug

¹ 3" hose shank

Suction Coupling - Storz With Shank

Hose Size	Storz Coupling Part #
2½" ¹	<i>FSH-9293-020</i>
3"	<i>FSH-9293-120</i>
4"	<i>FSH-9293-220</i>
5"	<i>FSH-9293-420</i>
6"	<i>FSH-9293-520</i>



Storz

¹ 3" hose shank

- designed with use for Dixon suction hose only 

Suction Coupling - Hose Clamp Sets (2 pieces per set)

Hose Size	Clamp Part #
2½"	<i>FSH-9296-000</i>
3"	<i>FSH-9296-100</i>
4"	<i>FSH-9296-200</i>
4½"	<i>FSH-9296-300</i>
5"	<i>FSH-9296-400</i>
6"	<i>FSH-9296-500</i>



hose clamp

Style Brute Expanders

Model 2

Bench Model Electric/Hydraulic



Features:

- designed for hose manufacturers and higher volume
- may be used to attach 1" thru 6" couplings
- 3,000 lb pump, 2,500 lb. workable
- 3,450 RPM, 1½ horsepower, single phase, 220 volt motor
- cylinder has 6" stroke, 4" bore, and 38,000 lbs of total thrust
- oil capacity: 9 gallons
- manually set external pressure relief valve
- size: 22" wide x 22" deep x 16" high

Part #	Wt. Lbs.
Brute2	400

Expansion Unit Assemblies

- material: steel



Size	Part #	Wt. Lbs.
1½"	16154	4.51
1½" rack	16101-RH	7.30
1¾"	16167	7.30
2½" (Storz also)	16171	7.30

Expansion Ring and Gasket Guide

Coupling #	Swivel Washer	Tail Washer	Expansion Ring Part #
D15193 & D15193F	SW150	DTW150	ER15125
D15206F	SW150	G12014	ER15125
D16187 & D16187F	SW150	DTW150	ER15125
D16193 & D16193F	SW150	DTW150	ER15125
D16206 & D16206F	SW150	G12014	ER15125
D253 and D253F	SW250	DTW250	ER27150
D26287F	SW250	DTW250	ER27150
D263 & D263F	SW250	DTW250	ER27150
MD16181T	n/a	STW150	ER15125
MD20231T	n/a	special	special
MD26287T	n/a	DTW250	ER27150
MS16168T	n/a	STW150	ER15125
MS16175T	n/a	STW150	ER15125
MS20225T	n/a	special	special
MS26268T	n/a	STW250	ER27150
RD15193 & RD15193F	SW150	DTW150	ER15125
RD15206 & RD15206F	SW150	G12014	ER15125
RD253 & RD253F	SW250	DTW250	ER27150
RH15168 & RH15168F	SW150	RTW150	ER1575
RH16168F & RH16168F	SW150	RTW150	ER1575
RS15175 & RS15175F	SW150	STW150	ER15125
RS15181 & RS15181F	SW150	STW150	ER1510
RS25281 & RS25281F	SW250	STW250	ER27125
RS25287	SW250	STW250	ER27150
S15175 & S15175F	SW150	RTW150	ER15125
S15181 & S15181F	SW150	RTW150	ER1510
S16168 & S16168F	SW150	STW150	ER15125
S16175 & S16175F	SW150	STW150	ER15125
S16181 & S16181F	SW150	STW150	ER15125
S25281 & S25281F	SW250	STW250	ER27125
S25287 & S25287F	SW250	STW250	ER27150
S26268 & S26268F	SW250	STW250	ER27150
S26275 & S26275F	SW250	STW250	ER27150
S26281 & S26281F	SW250	STW250	ER27150

Expansion Rings

Features:

- These rings are used with the fire hose couplings listed on pages 124 -125.
- material: *85/15 red brass*

OD	Length	Wall Thickness	Part #	Wt. Lbs.
1"	1-1/4"	.05	ER10125	.07
1-1/2"	3/4"	.05	ER1575	.06
1-1/2"	7/8"	.05	ER1587	.07
1-1/2"	1"	.05	ER1510	.07
1-1/2"	1-1/4"	.05	ER15125	.09
1-3/4"	1-1/4"	.05	ER17125	.12
2½"	1-1/4"	.062	ER27125	.19
2½"	1-1/2"	.062	ER27150	.21
3"	2"	.07	ER3020	.44
4"	2"	.092	ER4020	.60



Fire Hose Coupling Washers

Swivel Washers

Features:

- Swivel washers are used on the swivel end of the fire hose couplings listed on pages 124 -125.
- material: *buna*

ID	OD	Thickness	Part #	Powhatan Part #	Wt. Lbs.
1-1/16"	1-7/16"	1/8"	SW100F	46-012-00493	.01
1-9/16"	2-1/16"	1/8"	SW150	46-012-00505	.01
2-1/16"	2½"	1/8"	SW200	46-012-00510	.02
2-9/16"	3-3/16"	3/16"	SW250	46-012-00988	.02
3-1/16"	3-3/4"	1/4"	SW300F	46-012-00531	.05
4-1/16"	5-1/8"	1/4"	SW400F	46-012-00543	.09
4-9/16"	5-7/8"	1/4"	SW450F	46-012-00187	.14
5-1/16"	6-3/8"	1/4"	SW500F	46-012-00188	.09
6-1/16"	7-1/8"	1/4"	SW600F	46-012-00556	.10



Tail Washers

Features:

- Tail washers are used on the tail end of the fire hose couplings listed on pages 124 -125.
- material: *buna*

ID	OD	Thickness	Part #	Powhatan Part #	Wt. Lbs.
1-1/32"	1-5/16"	3/16"	STW100	---	.01
1-9/16"	1-3/4"	3/16"	RTW150	46-012-01193	.01
1-9/16"	1-27/32"	3/16"	RTW151	46-012-00499	.01
1-9/16"	1-15/16"	3/16"	STW150	46-012-00181	.01
1-9/16"	1-29/32"	3/16"	STW151	---	.01
1-5/8"	2-1/8"	3/16"	DTW150	46-012-00183	.01
1-9/16"	2-1/32"	3/16"	DTW151	---	.01
1-13/16"	2-1/8"	3/16"	STW175	---	.01
1-27/32"	2-5/16"	3/16"	DTW175	---	.01
2-9/16"	3"	1/4"	STW250	46-012-00184	.02
2-9/16"	3-1/32"	1/4"	STW251	---	.03
2-5/8"	3-1/4"	1/4"	DTW250	46-012-00186	.04
2-9/16"	3-5/32"	1/4"	DTW251	---	.03
3-1/8"	3-25/32"	1/4"	DTW300	---	.04



Aluminum Expansion Ring Rocker Lug Couplings

Features:

- special tooling is required to attach these couplings to hose
- hardcoated finish
- all couplings come complete with expansion rings, swivel and tail washers
- 3 rocker lugs on male and female

Couplings for Single Jacket Hose



Hose Size	Thread Type	Bowl	Part #	Wt. Lbs.
1½"	NPSH	1-11/16"	S16168	0.94
1½"	NPSH	1-3/4"	S16175	0.74
1½"	NPSH	1-13/16"	S16181	0.76
2"	NPSH	2-1/4"	S20225	1.56
2½"	NPSH	2-11/16"	S26268	1.87
2½"	NPSH	2-3/4"	S26275	1.99
2½"	NPSH	2-13/16"	S26281	1.95
1½"	NH (NST)	1-11/16"	S16168F	1.00
1½"	NH (NST)	1-3/4"	S16175F	0.74
1½"	NH (NST)	1-13/16"	S16181F	0.95
2"	NH (NST)	2-1/4"	S20225F	1.56
2½"	NH (NST)	2-11/16"	S26268F	1.78
2½"	NH (NST)	2-3/4"	S26275F	1.90
2½"	NH (NST)	2-13/16"	S26281F	2.04
2½"	CT	2-11/16"	S26268 _____	1.87
2½"	CT	2-3/4"	S26275 _____	1.99
2½"	CT	2-13/16"	S26281 _____	1.95
1½"	MNPT *	1-11/16"	MS16168T	0.30
1½"	MNPT *	1-3/4"	MS16175T	0.35
2"	MNPT *	2-1/4"	MS20225T	0.65
2½"	MNPT *	2-11/16"	MS26268T	0.65

_____ Customer Thread (*must specify*) refer to legend on page 169

* MNPT sold as single couplings, NPSH, NH, and Customer Threads sold as sets.

K
Hose
Couplings

Couplings for Double Jacket Hose

Consult Dixon for pricing and availability for any of the following features:

- other sizes and threads
- females or males only



Hose Size	Thread Type	Bowl	Part #	Wt. Lbs.
1½"	NPSH	1-7/8"	D16187	0.72
1½"	NPSH	1-15/16"	D16193	0.76
1½"	NPSH	2-1/16"	D16206	0.76
2½"	NPSH	3"	D263	1.06
1½"	NH (NST)	1-7/8"	D16187F	0.80
1½"	NH (NST)	1-15/16"	D16193F	1.07
1½"	NH (NST)	2-1/16"	D16206F	0.76
2½"	CT	2-7/8"	D26287 _____	2.05
2½"	CT	3"	D263 _____	2.17
2½"	NH (NST)	2-7/8"	D26287F	2.05
2½"	NH (NST)	3"	D263F	2.17
1½"	MNPT *	1-13/16"	MD16181T	0.40
2"	MNPT *	2-5/16"	MD20231T	0.35
2½"	MNPT *	2-7/8"	MD26287T	0.70

_____ Customer Thread (*must specify*) refer to legend on page 169

* MNPT sold as single couplings, NPSH, NH, and Customer Threads sold as sets.

Brass Expansion Ring Couplings

- special tooling is required to attach these couplings to hose
- all couplings come complete with expansion rings, swivel and tail washers

Features:

- lugs on female only
- material: *brass*

Couplings for Rack Hose

Hose Size	Lugs	Thread Type	Bowl	Part #	Wt. Lbs.
1½"	rocker	NPSH	1-11/16"	RRH15168	1.37
1½"	rocker	NH (NST)	1-11/16"	RRH15168F	1.37
1½"	pin	NPSH	1-11/16"	RH16168	0.55
1½"	pin	NH (NST)	1-11/16"	RH16168F	0.64

Features:

- lugs on female and male
- material: *brass*

Couplings for Single Jacket Hose

Rocker Lug Couplings

Hose Size	Thread Type	Bowl	Part #	Wt. Lbs.
1½"	NPSH	1-3/4"	RS15175	2.23
1½"	NPSH	1-13/16"	RS15181	2.20
2½"	NPSH	2-13/16"	RS25281	5.50
1½"	NH (NST)	1-3/4"	RS15175F	2.23
1½"	NH (NST)	1-13/16"	RS15181F	2.20
2½"	NH (NST)	2-13/16"	RS25281F	5.50
2½"	NH (NST)	2-7/8"	RS25287F	5.60
2½"	CT	2-13/16"	RS25281	5.50
2½"	CT	2-7/8"	RS25287	5.60

Pin Lug Couplings

Hose Size	Thread Type	Bowl	Part #	Wt. Lbs.
1½"	NPSH	1-3/4"	S15175	2.38
1½"	NPSH	1-13/16"	S15181	2.12
2½"	NPSH	2-13/16"	S25281	4.43
2½"	NPSH	2-7/8"	S25287	4.50
1½"	NH (NST)	1-3/4"	S15175F	2.12
1½"	NH (NST)	1-13/16"	S15181F	2.09
2½"	NH (NST)	2-13/16"	S25281F	5.65
2½"	NH (NST)	2-7/8"	S25287F	5.76
2½"	CT	2-13/16"	S25281	5.65
2½"	CT	2-7/8"	S25287	5.76

Customer Thread (*must specify*) refer to legend on page 169



K
Hose
Couplings

Features:

- lugs on female and male
- material: *brass*

Couplings for Double Jacket Hose

Rocker Lug Couplings

Hose Size	Thread Type	Bowl	Part #	Wt. Lbs.
1½"	NPSH	1-15/16"	RD15193	2.11
1½"	NPSH	2-1/16"	RD15206	2.08
2½"	NPSH	3"	RD253	6.12
1½"	NH (NST)	1-15/16"	RD15193F	2.11
1½"	NH (NST)	2-1/16"	RD15206F	2.08
2½"	NH (NST)	3"	RD253F	6.12
2½"	CT	3"	RD253	6.12

Pin Lug Couplings

Hose Size	Thread Type	Bowl	Part #	Wt. Lbs.
1½"	NPSH	1-15/16"	D15193	2.49
2½"	NPSH	3"	D253	5.16
1½"	NH (NST)	1-15/16"	D15193F	2.58
2½"	NH (NST)	3"	D253F	6.00
2½"	CT	3"	D253	6.00



Consult Dixon for pricing and availability for other sizes and threads or male or females only.

Customer Thread (*must specify*) refer to legend on page 169

Hose Type Booster Hose Couplings



Features:

- special tooling is required to attach these couplings to hose
- material: *aluminum*
- hardcoat finish
- complete set
- working pressure: **800 PSI** at 70°F (21°C)

Hose Size	Thread Type	Bowl	Part #	Wt. Lbs.
3/4"	1" NPSH	1-3/16"	ABH08118	.55
3/4"	1" NPSH	1-1/4"	ABH08125	.55
1"	1" NH (NST)	1-7/16"	ABH10143F	.60
1"	1" NPSH	1-7/16"	ABH10143S	.60
1"	1" NH (NST)	1-1/2"	ABH10150F	.60
1"	1" NPSH	1-1/2"	ABH10150S	.60
1"	1" NH (NST)	1-9/16"	ABH10156F	.60
1"	1" NPSH	1-9/16"	ABH10156S	.60

- 3/4" and 1" NST threads are the same size. Also known as Chemical Hose Thread (CHT) or Booster Hose Thread.

Hole Type Booster Hose Couplings

Features:

- special tooling is required to attach these couplings to hose
- material: *polished chrome plated brass*
- complete set
- working pressure: **800 PSI** at 70°F (21°C)



Hose Size	Thread Type	Bowl	Part #	Wt. Lbs.
3/4"	3/4" NH (NST)	1-3/16"	BW07118F-PC	2
3/4"	3/4" NH (NST)	1-1/4"	BW07125F-PC	2
1"	1" NH (NST)	1-7/16"	BW10143F-PC	3
1"	1" NPSH	1-7/16"	BW10143S-PC	3
1"	1" NH (NST)	1-1/2"	BW10150F-PC	3
1"	1" NPSH	1-1/2"	BW10150S-PC	3
1"	1" NH (NST)	1-9/16"	BW10156F-PC	3
1"	1" NPSH	1-9/16"	BW10156S-PC	3

- 3/4" and 1" NST threads are the same size. Also known as Chemical Hose Thread (CHT) or Booster Hose Thread.

Booster Hose Installation Kit



Feature:

- set includes: clamp, key, wrench and half pint tar lube


Size	Part #	Wt. Lbs.
3/4" (with aluminum clamps)	BW75AT	2.95
1" (with aluminum clamps)	BW10AT	4.17

K
Hose
Couplings

Long Shank Couplings

Feature:

- material: *brass*



Complete Coupling Set - female to male

Hose Size	Thread Type	Part #	Wt. Lbs.
1½"	NH (NST)	BLS63NST	2.41
1½"	NPSH	BLS63	2.36
2½"	NH (NST)	BLS93NST	5.57

Female Coupling - hose shank, nut and washer

Hose Size	Thread Type	Part #	Wt. Lbs.
1½"	NH (NST)	BLS150NST	1.20
1½"	NPSH	BLS43	1.22
2½"	NH (NST)	BLS250NST	2.85



Male Coupling

Hose Size	Thread Type	Part #	Wt. Lbs.
1½"	NH (NST)	BLS20NST	1.21
1½"	NPSH	BLS20	1.14
2½"	NH (NST)	BLS30NST	2.72




King Short Shank Suction Hose Couplings

Feature:

- material: *aluminum with brass swivel nut*

Complete Coupling Set - female to male


Hose Size	Thread Type	Part #	Wt. Lbs.
1½"	NH (NST)	CAB150N	0.63
1½"	NPSH	CAB150	1.80
2½"	NH (NST)	CAB250N	1.73
2½"	NPSH	CAB250	1.73



K
Hose
Couplings

Female Coupling - hose shank, nut and washer

Hose Size	Thread Type	Part #	Wt. Lbs.
1½"	NH (NST)	FAB150N	0.43
1½"	NPSH	FAB150	0.43
2½"	NH (NST)	FAB250N	1.10
2½"	NPSH	FAB250	1.10



Male Coupling


Hose Size	Thread Type	Part #	Wt. Lbs.
1½"	NH (NST)	MA150N	0.21
1½"	NPSH	MA150	0.21
2½"	NH (NST)	MA250N	0.74
2½"	NPSH	MA250	0.74



King Short Shank Suction Hose Couplings

Feature:

- material: *brass with brass swivel nut*



Complete Coupling Set - female to male

Hose Size	Thread Type	Part #	Wt. Lbs.
1½"	NH (NST)	BS63N	1.40
1½"	NPSH	CBB150	1.40
2½"	NH (NST)	BS93N	3.40
2½"	NPSH	CBB250	3.40



Female Coupling - hose shank, nut and washer

Hose Size	Thread Type	Part #	Wt. Lbs.
1½"	NH (NST)	BS22N	0.71
1½"	NPSH	FBB150	0.71
2½"	NH (NST)	BS32N	1.40
2½"	NPSH	FBB250	1.40



Male Coupling

Hose Size	Thread Type	Part #	Wt. Lbs.
1½"	NH (NST)	BS201	0.67
1½"	NPSH	MB150	0.67
2½"	NH (NST)	BS301	2.00
2½"	NPSH	MB250	2.00

Global Cam and Groove

Features:

- designed to interchange with all products produced to A-A-59326D
- made to Dixon specifications and branded Dixon
- Buna seals are standard in all couplers
- Pressure ratings for adapters are based on the seal of the mating part, see page 131

Global Type A Adapters

	A380 Aluminum	ASTMC38000 Forged Brass
Size	Part #	Part #
½"	<i>G50-A-AL</i>	<i>G50-A-BR</i>
¾"	<i>G75-A-AL</i>	<i>G75-A-BR</i>
1"	<i>G100-A-AL</i>	<i>G100-A-BR</i>
1¼"	<i>G125-A-AL</i>	<i>G125-A-BR</i>
1½"	<i>G150-A-AL</i>	<i>G150-A-BR</i>
2"	<i>G200-A-AL</i>	<i>G200-A-BR</i>
2½"	<i>G250-A-AL</i>	<i>G250-A-BR</i>
3"	<i>G300-A-AL</i>	<i>G300-A-BR</i>
4"	<i>G400-A-AL</i>	<i>G400-A-BR</i>
5"	<i>G500-A-AL</i>	---
6"	<i>G600-A-AL</i>	---



Global Type E Adapters

	A380 Aluminum	ASTMC38000 Forged Brass
Size	Part #	Part #
½"	<i>G50-E-AL</i>	<i>G50-E-BR</i>
¾"	<i>G75-E-AL</i>	<i>G75-E-BR</i>
1"	<i>G100-E-AL</i>	<i>G100-E-BR</i>
1¼"	<i>G125-E-AL</i>	<i>G125-E-BR</i>
1½"	<i>G150-E-AL</i>	<i>G150-E-BR</i>
2"	<i>G200-E-AL</i>	<i>G200-E-BR</i>
2½"	<i>G250-E-AL</i>	<i>G250-E-BR</i>
3"	<i>G300-E-AL</i>	<i>G300-E-BR</i>
4"	<i>G400-E-AL</i>	<i>G400-E-BR</i>
5"	<i>G500-E-AL</i>	---
6"	<i>G600-E-AL</i>	---
8"	<i>G800-E-AL</i>	---



K
Hose
Couplings

Global Type F Adapters

	A380 Aluminum	ASTMC38000 Forged Brass
Size	Part #	Part #
½"	<i>G50-F-AL</i>	<i>G50-F-BR</i>
¾"	<i>G75-F-AL</i>	<i>G75-F-BR</i>
1"	<i>G100-F-AL</i>	<i>G100-F-BR</i>
1¼"	<i>G125-F-AL</i>	<i>G125-F-BR</i>
1½"	<i>G150-F-AL</i>	<i>G150-F-BR</i>
2"	<i>G200-F-AL</i>	<i>G200-F-BR</i>
2½"	<i>G250-F-AL</i>	<i>G250-F-BR</i>
3"	<i>G300-F-AL</i>	<i>G300-F-BR</i>
4"	<i>G400-F-AL</i>	<i>G400-F-BR</i>
5"	<i>G500-F-AL</i>	---
6"	<i>G600-F-AL</i>	---



Global Type B Couplers



	A380 Aluminum	ASTMC38000 Forged Brass
Size	Part #	Part #
1/2"	<i>G50-B-AL</i>	<i>G50-B-BR</i>
3/4"	<i>G75-B-AL</i>	<i>G75-B-BR</i>
1"	<i>G100-B-AL</i>	<i>G100-B-BR</i>
1 1/4"	<i>G125-B-AL</i>	<i>G125-B-BR</i>
1 1/2"	<i>G150-B-AL</i>	<i>G150-B-BR</i>
2"	<i>G200-B-AL</i>	<i>G200-B-BR</i>
2 1/2"	<i>G250-B-AL</i>	<i>G250-B-BR</i>
3"	<i>G300-B-AL</i>	<i>G300-B-BR</i>
4"	<i>G400-B-AL</i>	<i>G400-B-BR</i>
5"	<i>G500-B-AL</i>	---
6"	<i>G600-B-AL</i>	---

Global Type C Couplers



	A380 Aluminum	ASTMC38000 Forged Brass
Size	Part #	Part #
1/2"	<i>G50-C-AL</i>	<i>G50-C-BR</i>
3/4"	<i>G75-C-AL</i>	<i>G75-C-BR</i>
1"	<i>G100-C-AL</i>	<i>G100-C-BR</i>
1 1/4"	<i>G125-C-AL</i>	<i>G125-C-BR</i>
1 1/2"	<i>G150-C-AL</i>	<i>G150-C-BR</i>
2"	<i>G200-C-AL</i>	<i>G200-C-BR</i>
2 1/2"	<i>G250-C-AL</i>	<i>G250-C-BR</i>
3"	<i>G300-C-AL</i>	<i>G300-C-BR</i>
4"	<i>G400-C-AL</i>	<i>G400-C-BR</i>
5"	<i>G500-C-AL</i>	---
6"	<i>G600-C-AL</i>	---

K
Hose
Couplings

Global Type D Couplers



	A380 Aluminum	ASTMC38000 Forged Brass
Size	Part #	Part #
1/2"	<i>G50-D-AL</i>	<i>G50-D-BR</i>
3/4"	<i>G75-D-AL</i>	<i>G75-D-BR</i>
1"	<i>G100-D-AL</i>	<i>G100-D-BR</i>
1 1/4"	<i>G125-D-AL</i>	<i>G125-D-BR</i>
1 1/2"	<i>G150-D-AL</i>	<i>G150-D-BR</i>
2"	<i>G200-D-AL</i>	<i>G200-D-BR</i>
2 1/2"	<i>G250-D-AL</i>	<i>G250-D-BR</i>
3"	<i>G300-D-AL</i>	<i>G300-D-BR</i>
4"	<i>G400-D-AL</i>	<i>G400-D-BR</i>
5"	<i>G500-D-AL</i>	---
6"	<i>G600-D-AL</i>	---

Global Type DP Dust Plugs

- Dust caps and dust plugs are not to be used in pressure applications for safety and environmental reasons



	A380 Aluminum	ASTMC38000 Forged Brass
Size	Part #	Part #
1/2"	G50-DP-AL	G50-DP-BR
3/4"	G75-DP-AL	G75-DP-BR
1"	G100-DP-AL	G100-DP-BR
1 1/4"	G125-DP-AL	G125-DP-BR
1 1/2"	G150-DP-AL	G150-DP-BR
2"	G200-DP-AL	G200-DP-BR
2 1/2"	G250-DP-AL	G250-DP-BR
3"	G300-DP-AL	G300-DP-BR
4"	G400-DP-AL	G400-DP-BR
5"	G500-DP-AL	---
6"	G600-DP-AL	---



Global Type DC Dust Caps

- Dust caps and dust plugs are not to be used in pressure applications for safety and environmental reasons



	A380 Aluminum	ASTMC38000 Forged Brass
Size	Part #	Part #
1/2"	G50-DC-AL	G50-DC-BR
3/4"	G75-DC-AL	G75-DC-BR
1"	G100-DC-AL	G100-DC-BR
1 1/4"	G125-DC-AL	G125-DC-BR
1 1/2"	G150-DC-AL	G150-DC-BR
2"	G200-DC-AL	G200-DC-BR
2 1/2"	G250-DC-AL	G250-DC-BR
3"	G300-DC-AL	G300-DC-BR
4"	G400-DC-AL	G400-DC-BR
5"	G500-DC-AL	---
6"	G600-DC-AL	---



K
Hose
Couplings

Specifications on Dixon Cam and Groove

Specifications:

- Dixon, Boss-Lock and EZ Boss-Lock cam and groove couplers and adapters are produced to interchange with all product produced to Commercial Item Description A-A-59326B.
- No standard exists for the 1/2" and 8" fittings, and generally these sizes do not interchange with other manufacturers.
- Dust caps and dust plugs are **not** to be used in pressure applications for safety and environmental reasons.
- Designed for use with liquids, consult Dixon for specific recommendations.

Pressure Ratings:



Recommendations based on the use of mating Dixon fittings at ambient temperature (70°F, 21°C) with standard Buna-N Seal installed. For use at elevated temperature or other unusual operating conditions, consult Dixon. Dixon, Boss-Lock and EZ Boss-Lock couplers and adapters maximum working pressure are as follows:

Size	1/2"	3/4" thru 2"	2 1/2"	3"	4"	5" and 6"	8"
PSI	150	250	150	125	100	75	50



Pin Rack Hose Assembly

**Features:**

- Components include: rack nipple, U/L **300 PSI** angle valve, semi-automatic fire hose pin rack, brass rack nozzle, and a length of 1½" pin rack hose
- U/L listed and Factory Mutual approved

NH (NST) Thread	Hose	Part #	Wt. Lbs.
1½"	50'	FHPR150-50CBF	20
1½"	75'	FHPR150-75CBF	25
1½"	100'	FHPR150-100CBF	30

Semi Automatic Fire Hose Pin Rack

Features:

- red steel enameled
- holds up to 100' of either 1½" or 2½" rack hose
- 1½" is U/L listed and Factory Mutual approved



Hose Size	For use with:			Part #	Wt. Lbs.
	Size	Valve	Nipple		
1½"	1½"	AVF150	PRN150F	FHPR150	4.4
1½"	2½"	AVF250	PRN250F	FHPR2515	4.5

Pin Rack Covers

Features:

- 10 oz. red vinyl with Velcro™ closures
- Used on FHPR150, FHPR50CBF, FHPR150-75CBF, FHPR150-100CBF



Size	Part #	Wt. Lbs.
25" x 30" x 6"	PRC	1.2
25" x 30" x 6"	PRC-SPANISH	1.2

Pin Rack Nipples

Features:

- material: *brass*
- finish: -C polished chrome plated



Male NPT	Male	Part #	Powhatan Part #	Wt. Lbs.
1½"	1½" NH (NST)	PRN150F	14-136-00287	0.8
1½"	1½" NPSH	PRN150S	---	0.8
1½"	1½" NH (NST)	PRN150F-C	14-136-00305	0.8
2½"	2½" NH (NST)	PRN250F	14-136-00288	2.2
2½"	2½" NH (NST)	PRN250F-C	14-136-00462	2.2
2½"	2½" CT	PRN250 ₁	---	2.2

₁ ___ Customer Thread (*must specify*) refer to legend on page 169

Pin Rack Wall Bracket

Application:

- wall bracket used to support hose rack independent of stand pipe valve

Features:

- material: *aluminum*



Part #	Powhatan Part #	Wt. Lbs.
PRWB	46-019-01561	0.7

Continuous Flow Reels

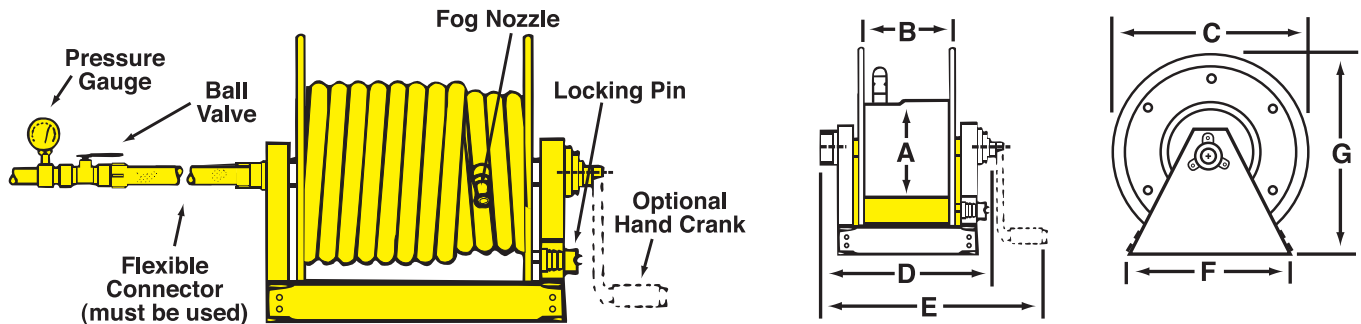
Application:

Used to allow immediate and continuous flow of water at all times during deployment of hose. One-person operation. Use with non-collapsible hose shown on page 118.

Features:

- powder coated with an electrostatically-applied, thermally-fused, red polyester finish steel drum
- rims and universal mounting stand
- female NPT inlet with male NH (NST) hose thread outlet

Warning!!
A flexible connector assembly must be installed directly between the hose reel inlet hub and the water supply. Failure to use the flexible connector assembly shall void the warranty.



Part #	Hose Size and Capacity			Dimensions (inches)							Inlet Size (inches)	Outlet Size (inches)	Wt. (lbs)
	¾"	1"	1½"	A	B	C	D	E	F	G			
CFR47-1-100	150	125	---	10½	11½	24	19¼	24	21¾	26	1	1	53
CFR47-150-100	250	150	100	10½	20½	24	28¼	33	21¾	26	1½	1½	60
CFR47-1-200	400	300	150	10½	28	24	35¾	40½	21¾	26	1	1	64
CFR47-150-200	---	---	200	10½	34	24	41¾	46½	21¾	26	1½	1½	72

Optional Accessories

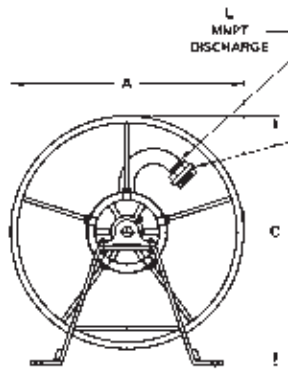
Description	Part #
1" x 18" flexible connector (Male NPT x Male NPT)	DX2836
1½" x 18" flexible connector (Male NPT x Male NPT)	DX2839
hand crank	CFR-HC
repair kit (contains O-ring, PTFE retaining ring for the inlet casting, spacer washer, 2 steel retaining rings for the manifold)	CFR-RK

Continuous Flow Hose Reel Covers

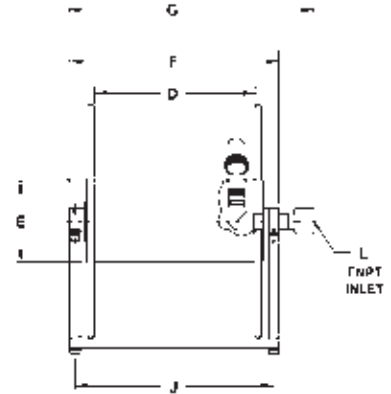
Size	Use with	Part #	Wt. Lbs.
26 x 20	<i>CFR47-1-100</i>	CFR47-C1	1.2
26 x 36	<i>CFR47-1-200</i>	CFR47-C2	2.0
26 x 29	<i>CFR47-150-100</i>	CFR47-C3	2.0
26 x 42	<i>CFR47-150-200</i>	CFR47-C4	4.0



Global Continuous Flow Reels (original Wirt & Knox design)



Optional Hose Adapters Available (order separately)



Feature:

- material: steel

Part #	Hose Size and Capacity			Dimensions (inches)								Inlet Size (inches)	Outlet Size (inches)	Wt. (lbs.)
	¾"	1"	1½"	A	C	D	E	F	G	J	L			
FD47I-150-100	250	150	100	24	26.5	19.5	10	26	31	24¾	1½	1½ NPT	1½ NPT	92

Optional Adapters (order separately):
 FM15S15F = 1½" FNPSH x 1½" MNST brass
 FM15I15F = 1½" FNPT x 1½" MNST brass

Global Continuous Flow Hose Reel Covers

Racks & Reels



Feature:

- material: red vinyl

Cover for	Dimensions	Part #
FD47I-150-100	22" x 24" x 24"	FD47-C2

Replacement Inlet Swivel Joints for Wirt & Knox Continuous Flow Reels



Feature:

- material: steel

Size	Part #	Weight (lbs)
1"	1212-0534-4	3.3
1½"	1212-0540-4	5

Continuous Flow Hose Reel with Hand Crank

Application:

Designed for heavy duty applications requiring long lengths of hose, adaptable to both plant and field use. Trouble-free design ensures dependable performance and long product life.

Features:

- all bolted construction - no welds
- material: *reel frame, spool and drum are fabricated from heavy gauge steel with a durable red powder-coat finish*
- adjustable spool rotation drag eliminates hose backlash with de-reeling
- zinc plated swivel with Viton® O-ring seals
- full flow shaft and ball bearing swivel
- permanently lubricated dual main bearings
- lock pin to prevent spool rotation when the reel is not in use
- NPTF (F) inlet matches swivel size outlet male NPT
- 31" wide (including crank) x 21¼" tall x 17¾" deep with a 6" drum diameter
- Easily converted to power-driven types.



Size	Non-collapsible Hose Capacity	Working Pressure PSI	Part #	Wt. Lbs.
1"	100' of 1" hose	300	CA37118L	58

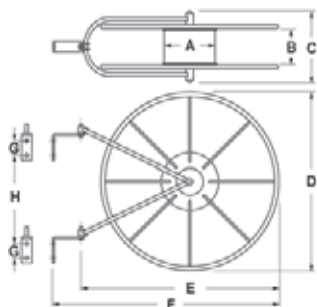
Style V Swing Type Hose Storage Reels



Features:

- drum storage of collapsible hose avoids damaging kinks, for longer hose life
- pivot mounting permits reel to swing to the proper angle preventing twists and kinks
- material: *steel*
- open sides allow faster hose drying, to prevent mold and mildew
- red polyester powder coat finish
- wall mounting is standard; comes with 2 wall mounting brackets
- style V5 (when used with 1½" hose only), has a space between the reel sides to accommodate two widths of hose side by side, for maximum capacity in minimum space

Hose Size	Hose Capacity			Part #	Wt. Lbs.
	<i>rack</i>	<i>single jacket</i>	<i>double jacket</i>		
1½" - 1¾"	100	75	50	FHR-V1	20
1½" - 1¾"	150	100	75	FHR-V2	24
1½"	300	200	150	FHR-V5	26
2" - 2½"	150	100	75	FHR-V5	26



Dimensions

Reel #	A	B	C	D	E	F	G	H
FHR-V1	8"	3"	7-1/2"	21"	23"	27"	2"	11-3/8"
FHR-V2	8"	3"	7-1/2"	26"	29"	33"	2"	15"
FHR-V5	8"	5-1/2"	9-1/2"	26"	30"	34"	2"	13"
FHR-V5	8"	5-1/2"	9-1/2"	26"	30"	34"	2"	13"

- replacement brackets for above reels - **1212-0930-4**, 2 per set

Style V Swing Type Hose Storage Reel Covers

Features:

- material: *fluorescent red vinyl coated nylon with Velcro™ closures*
- printed on both sides



Size	Use with	Part #	Wt. Lbs.
21"	FHR-V1	FHR-C1	1.5
26"	FHR-V2 & FHR-V5	FHR-C	1.5

Swing Type Hose Storage Reels

Features:

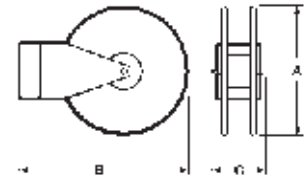
- one piece wall bracket (14 gauge), for easier mounting
- 180° swing will also take pipe clamps to 3"
- compact size - smaller reel hub to allow more hose storage
- baked red enamel finish
- solid steel (14 gauge) support arms
- welded construction - rim (18 gauge) hub cap, welded spokes form solid wheels, separated by a molded poly hub and bolted together to form a sturdy unit
- hose is double rolled from the center of length coupled to valve and nozzle
- hose is ready for action when completely removed and valve is open



Hose Size	Hose Capacity		Part #	Wt. Lbs.
	Lightweight	Rubber Lined Single Jacket		
1½"	150	50-75	HSR18	12
1½"	250	100	HSR24	15
2½"	100	100	HSR25-24	20

Dimensions

Reel #	A	B	C
HSR18	18"	23-1/2"	6-1/4"
HSR24	24"	29"	6-1/4"
HSR25-24	24"	29"	8-1/4"



Swing Type Hose Storage Reel Covers

Features:

- to be used with hose storage reels
- material: *bright red fabric reinforced PVC with Velcro™ closures for quick release*
- "Fire Hose / Keep Clear" printed on one side

Size	Use with	Part #	Wt. Lbs.
16" - 18"	<i>HSR18</i>	HSRC18	0.50
24"	<i>HSR24</i>	HSRC24	0.75
26"	<i>HSR25-24</i>	HSRC26	1.01
24" - 25"	<i>HSR25-24</i>	HSRC25-24	---



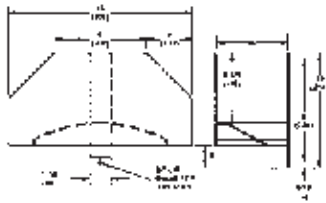
Saddle Hose Racks

Features:

- Saddle racks provide compact and economical hose storage, for all types of hose.
- material: *heavy 12 gauge sheet steel for rugged industrial and shipboard use*
- can be used for fire or water hose
- overall width 16", height 10"
- curved saddle design avoids sharp bends in the hose to prolong hose life
- red enamel finish



Hose Size	Hose Capacity			Part #	Wt. Lbs.
	Rack	Single Jacket	Double Jacket		
1½" - 1¾"	50	75	50	HR1610-3	6.75
1½" - 1¾"	100	75	50	HR1610-6	6.70
1½" - 2½"	200	150	100	HR1610	7.42
2" - 2½"	50	150	100	HR1610-4	6.06



Dimensions

Reel #	A	B
HR1610-3	3-1/8"	¾"
HR1610-6	6¼"	1-5/8"
HR1610	9"	3"
HR1610-4	4¼"	1-5/8"

Hump Racks

Features:

- compact, neat and economical method of storing collapsible hose
- material: *rugged steel construction provides long, dependable service*
- pivot mounting permits rack to swing, preventing kinks and twists
- red enamel finish for protection and appearance
- open sides allow faster drying to prevent mold and mildew
- wall mounting brackets are standard



Hose Size	Hose Capacity			Part #	Wt. Lbs.
	Synthetic	Single Jacket	Double Jacket		
1½" - 1¾"	100'	50'	---	FHHR-1	12.0
1½" - 1¾"	150'	100'	50'	FHHR-3	16.4
2" - 2½"	100'	50'	---	FHHR-2	13.0
2" - 2½"	150'	100'	50'	FHHR-4	17.5
1½" - 1¾"	200'	150'	100'	FHHR-5	24.0

Hump Rack Covers

Feature:

- material: *red vinyl*



Dimensions	Use with	Part #	Wt. Lbs.
16" x 25½" x 6"	<i>FHHR-1 or FHHR-2</i>	FHHR-C	1
24" x 29½" x 6"	<i>FHHR-3 or FHHR-4</i>	FHHR-C4	1
33½" x 35½" x 6"	<i>FHHR-5</i>	FHHR-C5	1

Ball Shut-Off Forestry Grade Nozzles

Features:

- material: *cast anodized aluminum body, hardcoated threads, and acetal ball, rigid inlet*
- NFPA1964 compliant
- working pressure up to **600 PSI** at 70°F (21°C)
- FSS specification 5100-238

Size	Thread	Waterway	Part #	Wt. Lbs.
1"	NPSH	¾"	FBSO100S	1.00
1½"	NPSH	1"	FBSO150S	1.25
1"	NH (NST)	¾"	FBSO100F	1.00
1½"	NH (NST)	1"	FBSO150F	1.25



Ball Shut-Off Forestry Grade Nozzles with Pistol Grip

Features:

- material: *cast anodized aluminum body, hardcoated threads, and acetal ball, full time live swivel inlet*
- NFPA1964 compliant
- working pressure up to **600 PSI** at 70°F (21°C)
- FSS specification 5100-238

Size	Thread	Waterway	Part #	Wt. Lbs.
1"	NPSH	¾"	FBSO100S-PG	1.5
1½"	NPSH	1"	FBSO150S-PG	2.0
1"	NH (NST)	¾"	FBSO100F-PG	1.5
1½"	NH (NST)	1"	FBSO150F-PG	2.0



Break Apart Attack Nozzles

Application:

Break-Apart Attack Nozzles are designed as a low-cost, versatile, and easy-to-use nozzle for first responders in rural and suburban fire departments. Minimal training is required to connect and operate the nozzle.

Features:

- material: *aluminum*
- uses a 1½" coupler, provides 20-90 GPM fog or straight stream flows at **100 PSI**
- can be separated from the shut off valve for extended hose lays and other users
- meets or exceeds USDA Forestry Service standards.

Size	Thread	Part #
1"	NPSH	ABN100S
1"	NST (NH)	ABN100F
1½"	NPSH	ABN150S
1½"	NST (NH)	ABN150F



Tips for Bolted Style Ball Shutoff Nozzle



NPSH shutoff nozzle tip



NH shutoff nozzle tip

Features:

- material: *anodized aluminum*
- lightweight construction
- for use up to **200 PSI** (water only) at 70°F (21°C)

Size	Thread	Length	Orifice *	Part #	Wt. Lbs.
1"	NPSH	4"	1/2"	ANT100	0.5
	NH (NST)	4-3/4"	1/2"	ANT100F	0.7
1½"	NPSH	4"	1/2"	ANT150	0.5
	NH (NST)	4-3/4"	1/2"	ANT150F	0.7

* other orifice sizes available

Ball Shutoff with Nozzle

Application:

Designed for flexibility, the nozzle tip can be detached so a mating foam inductor can be inserted between the tip and shut-off valve.

Features:

- material: *polycarbonate*
- lightweight
- glass reinforced plastic
- black pistol grip shutoff with yellow nozzle
- plastic stem: 30 GPM (red)
70 GPM (black)
- for use up to **150 PSI** (water / AFFF only) at 70°F (21°C)



Male NH (NST)	Flow Rate GPM	Part #	Wt. Lbs.
1½"	30	FNPSO150F-30	1.33
1½"	70	FNPSO150F-70	1.03
Male NPSH	Flow Rate GPM	Part #	Wt. Lbs.
1½"	30	FNPSO150S-30	1
1½"	70	FNPSO150S-70	1

Ball Shutoff

Features:

- material: *polycarbonate*
- lightweight
- glass reinforced plastic
- black pistol grip
- for use up to **200 PSI** (water / AFFF only) at 70°F (21°C)



Size	Thread Type	Part #	Wt. Lbs.
1½"	NH (NST)	PPSO150F	.65
1½"	NPSH	PPSO150S	.65

Plain Hose Nozzles

Features:

- material: *polycarbonate*
- red finish
- for use up to **100 PSI** (*water only*) at 70°F (21°C)

Size	Thread	Length	Orifice	Part #
1½"	NPSH	10"	½"	PN15
1½"	NST (NH)	10"	½"	PN15F



Penetrator Nozzle

Application:

The black and yellow penetrator nozzle is designed with standard 1½" NPSH male hose threads that are converted to female thread for connection to the hose using a double female rigid connector. Designed with a ¼" discharge orifice, which generates a high velocity water jet that is effective against deep seated wildland fires.

Features:

- material: *polycarbonate*
- for use up to **200 PSI** (*water only*) at 70°F (21°C)

Size	Thread	Length	Orifice	Part #
1½"	NPSH	5½"	¼"	PFN4005S
1½"	NST (NH)	5½"	¼"	PFN4005F



Twin Tip Straight Stream Forestry Nozzles

Features:

- material: *moulded high strength red polycarbonate*
- The solid, one-piece reversible twin tip have 1/4" and 3/8" orifices.
- for use up to **100 PSI** (*water only*) at 70°F (21°C)

Size	Thread	Length with tip	Length without tip	Orifice of base nozzle	Part #
1½"	NPSH	9"	7½"	½"	PTTF150S
1½"	NST (NH)	9"	7½"	½"	PTTF150F



Forestry Hose Clamp and Spanner

Features:

- material: *cast aluminum and brass*
- Off-set handle enables the user to easily operate the clamp while wearing gloves
- Designed to be used with lightweight 1" and 1½" hoses for pressures up to **200 PSI**
- When clamped onto the hose the brass locking device safely holds the clamp in position. A spanner is an integral part of the clamp.
- overall length 10"

Part #	Wt. Lbs.
FHCS150	.63



Forestry Grade Aluminum ¼ Turn Ball Type Wye Valve



Features:

- material: *cast aluminum, swivel inlet, anodized body, hard-coated threads*
- built to United States Forest Service specifications
- 1" and 1½" for use up to **600 PSI** (water/AFFF only) at 70°F (21°C)
- 2½" for use up to **400 PSI** (water/AFFF only) at 70°F (21°C)

Female Thread	(2) Male Threads	Part #	Wt. Lbs.
1½" NH (NST)	1½" NH (NST)	FWV15F15F	3.66
2½" NH (NST)	1½" NH (NST)	FWV25F15F	4.07
2½" NH (NST)	2½" NH (NST)	FWV25F25F	10.40

Pick Head Fire Axe



Features:

- red trim
- 36" hickory handle
- Listed in the minimum requirements approval guides for outfitting hose houses and hose cabinets by Insurance Underwriters.

Size	Part #	Wt. Lbs.
6 lb. Axe	PHFA6	8.15
Axe Brackets	PHFA-B-A	0.5

Aluminum Forestry Pocket Spanner Wrench

Features:

- **FSW1**: for use on 1" hoses only
- **FSW2**: for 1" and 1½" hose couplings
- meets USFDA specification 5100-101C
- overall length 5"

Part #	Wt. Lbs.
FSW1	.60
FSW2	.12

M
Forestry
Fire



FSW1



FSW2

Forestry Fire Hose - Non-Weeping

Features:

- outer construction: *single jacket, synthetic, all polyester*
- tube construction: *thermoplastic*
- ratings:
 - proof pressure: **600 PSI** at 70°F (21°C)
 - service test pressure: **300 PSI** at 70°F (21°C)
 - working pressure: **270 PSI** at 70°F (21°C)

NH (NST) Thread

Size	Coupling Type	Length	Part #
1"	Rocker lug, aluminum	50'	NF610Y50RAF
1"	Rocker lug, aluminum	100'	NF610Y100RAF
1½"	Rocker lug, aluminum	50'	NF615Y50RAF
1½"	Rocker lug, aluminum	100'	NF615Y100RAF

NPSH Thread

Size	Coupling Type	Length	Part #
1"	Rocker lug, aluminum	50'	NF610Y50RAS
1"	Rocker lug, aluminum	100'	NF610Y100RAS
1½"	Rocker lug, aluminum	50'	NF615Y50RAS
1½"	Rocker lug, aluminum	100'	NF615Y100RAS



Consult Dixon for pricing and availability for any of the following features:

- other lengths, threads and couplings

Forestry Mop Up Hose

Application:

- Forest fire applications include mop-up, low volume hand lines, filling pump cans, supplying sprinklers and remote fire line protection.

Features:

- 50' coil diameter is 9"
- outer construction: single jacket, synthetic
- tube construction: thermoplastic
- impregnation: yellow
- proof pressure: **300 PSI** at ambient temperature 70°F (21°C)
- service test pressure: **150 PSI** at ambient temperature 70°F (21°C)
- working pressure: **135 PSI** at ambient temperature 70°F (21°C)
- Consult Dixon for pricing and availability of other threads and configurations

GHT Thread

Size	Coupling Type	Length	Part #
¾"	ferrule, brass	50'	NF307Y50GHT
1½"	ferrule, brass	50'	NF615-50RAQT
1½"	ferrule, brass	100'	N1615100RAQT



Consult Dixon for pricing and availability for any of the following features:

- other lengths, threads and couplings

Forestry Mop Up Hose Kit

Description	Part #
kit contains: hose, pouch and nozzle	NF307Y50GHT-KIT



1/4 Turn Forged Forestry Couplings

Features:

- material: *forged aluminum*
- common quarter turn sexless head design (1½" QT fitting will mate with 1" QT or ¾" QT)
- for use up to **300 PSI** at 70°F (21°C)
- replacement gasket QTG-F



Size	Female Thread	Part #	Wt. Lbs.
¾"	GHT	QTF75GHT-F	.20
1"	NPS	QTF100S-F	.30
1"	NPT	QTF100T-F	.50
1½"	NH (NST)	QTF150F-F	.31
1½"	NPT	QTF150T-F	.60
1½"	NPSH	QTF150S-F	.60



Size	Male Thread	Part #	Wt. Lbs.
¾"	GHT	QTM75GHT-F	.20
1"	NPS	QTM100S-F	.17
1"	NPT	QTM100T-F	.30
1½"	NH (NST)	QTM150F-F	.20
1½"	NPT	QTM150T-F	.60
1½"	NPSH	QTM150S-F	.60

Quick-Connect Forestry Expansion Ring Couplings



Features:


- material: *forged aluminum*
- sold in sets of (2) with expansion ring

Hose Size	Bowl Size	Thread Type	Part #
1½"	1-11/16"	NPSH	QTX150-F

Forestry Hose Expansion Ring Rocker Lug Couplings

Features:

- material: *aluminum*
- special tooling is required to attach these couplings to hose
- lugs on female only
- working pressure **270 PSI** at 70°F (21°C)
- couplings come with expansion rings, a swivel washer and tail washers
- for expansion ring coupling machines see page 122

* **Under no circumstances should the fittings be used beyond the working pressure of the hose.** 



female x female

Hose Size	Bowl Size	Thread Type	Part #
1"	1-3/16"	NPSH	EF11118
1"	1¼"	NPSH	EF11125
1½"	1-13/16"	NH (NST)	EF16168F
1½"	2-11/16"	NH (NST)	EF16175F

- for females or males only, Consult Dixon for pricing and availability

Note: Assembled hose should be hydrostatically proof tested before use, and thereafter in accordance with NFPA 1962.

Dixon Northline Dry Fire Hydrant Systems

Specifications

Application

Dry hydrant systems (i.e., non-pressurized) are designed for drafting applications. The installations of these systems on surface water sources can provide year-round accessibility to water supplies. Installed in strategic areas, dry hydrants can become the water supply system for rural fire departments where pressurized water systems are not available or are too small to support pressurized hydrants. Dry hydrants can also be used to supplement pressurized systems in municipal areas where low water pressure exists or where back-up systems are desirable for emergency preparedness.

Sizes

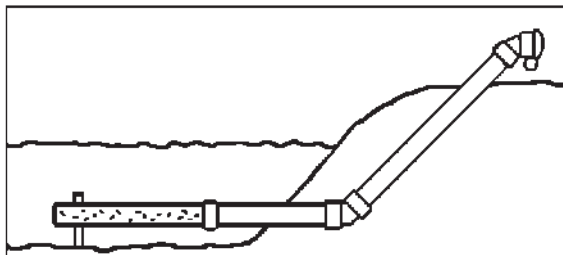
Heads: available in 4½", 5" & 6" NST (male, female, or Storz)
 90°, 45° and 180° 6" schedule 40 PVC configurations



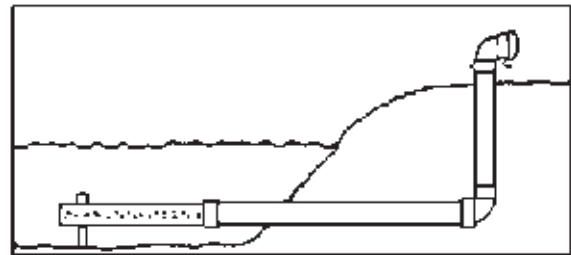
Features & Benefits

- Optional caps in snap-on or threaded rocker-lug designs are high visibility yellow to assist in locating hydrants at night
- Hydrant heads feature a unique conical-shaped strainer for maximum protection against obstruction of flow
- Unique V-shaped hole pattern in horizontal strainer eliminates vortex by equalizing surface area suction (4:1 intake ratio)
- Optional strainer designs allow application customization to maximize system performance
- Fixed or back flush end cap designs are engineered to promote maximum cleaning of strainer holes during back flushing
- 100% corrosion-free materials for extended life
- 6061-T6 anodized extruded aluminum parts for maximum durability
- All male and female dry hydrants come with strainers

Typical Dry Hydrant Installations



45°
(preferred)



90°

Dixon Northline Dry Fire Hydrant Assemblies

Male Adapters with Snap-On Cap

Feature:

- material: *PVC* body with *aluminum* connection and high visibility *yellow plastic* cap



includes yellow snap on cap

Male NH (NST)	Schedule 40 Elbow	Part #	Old Part #
4½"	45°	DFH-9140-430	<i>ADH45M45F</i>
5"	45°	DFH-9140-410	<i>ADH45M50F</i>
6"	45°	DFH-9140-400	<i>ADH45M60F</i>
4½"	90°	DFH-9140-330	<i>ADH90M45F</i>
5"	90°	DFH-9140-310	<i>ADH90M50F</i>
6"	90°	DFH-9140-300	<i>ADH90M60F</i>
4½"	180°	DFH-9140-530	<i>ADHM45F</i>
5"	180°	DFH-9140-510	<i>ADHM50F</i>
6"	180°	DFH-9140-500	<i>ADHM60F</i>

Note: to substitute snap on cap with threaded poly cap, add "SL14" to end of part number. Consult Dixon for pricing

Dry Hydrant Snap-On Cap

Feature:

- material: *yellow plastic*



Size	Part #
4½"	DFH-9138-003
5"	DFH-9138-002
6"	DFH-9138-001

Dry Hydrant Threaded Cap with Ball Chain

Features:

- material: *yellow plastic*



NST Thread Size	Part #
4½"	DFH-9138-601
5"	DFH-9138-602
6"	DFH-9138-603

Dry Hydrant Cap with Cable

Feature:

- material: *aluminum*



Size	Part #	Old Part #
4½"	CAP450F-C	<i>ADHC450F</i>
5"	CAP500F-C	<i>ADHC500F</i>
6"	CAP600F-C	<i>ADHC600F</i>

Dixon Northline Dry Fire Hydrant Assemblies

Female Adapters with Threaded Plug

Feature:

- material: *PVC* body with *aluminum* connection and high visibility *yellow plastic* cap

Female NH (NST)	Schedule 40 Elbow	Part #	Old Part #
4½"	45°	DFH-9140-720	ADH45F45F
5"	45°	DFH-9140-710	ADH45F50F
6"	45°	DFH-9140-700	ADH45F60F
4½"	90°	DFH-9140-620	ADH90F45F
5"	90°	DFH-9140-610	ADH90F50F
6"	90°	DFH-9140-600	ADH90F60F
4½"	180°	DFH-9140-820	ADHF45F
5"	180°	DFH-9140-810	ADHF50F
6"	180°	DFH-9140-800	ADHF60F



includes threaded yellow plug

Plastic Dry Hydrant Plugs

Feature:

- material: *yellow plastic*

NST Size	Part #
4½"	DFH-9138-501
5"	DFH-9138-502
6"	DFH-9138-503



Aluminum caps available; see previous page and page 84

Storz Adapter with Storz Cap

Feature:

- material: *PVC* body with *aluminum* connection and *aluminum* storz cap

Storz	Schedule 40 Elbow	Part #
4"	45°	DFH-9140-210
5"	45°	DFH-9140-320
6"	45°	DFH-9140-110
4"	90°	DFH-9140-200
5"	90°	DFH-9140-325
6"	90°	DFH-9140-100



includes blind storz cap and cable

Dixon Northline Strainer Assemblies

Horizontal Strainer Assemblies

Features:

- material: *schedule 40 PVC*
- 4:1 intake ratio



Pipe Size	Schedule 40 Pipe Length	End Cap Type	Part #
6"	40"	Fixed	DFH-9143-000
6"	40"	Back Flush	DFH-9143-200
8"	33"	Fixed	DFH-9194-010
8"	33"	Back Flush	DFH-9194-210
10"	33"	Fixed	DFH-9194-110

Barrel Strainer Assemblies

Features:

- material: *schedule 40 PVC*
- fixed end cap
- 4:1 intake ratio
- used for vertical applications



Pipe Size	Schedule 40 Pipe Length	Part #
6"	15"	DFH-9143-100
8"	20"	DFH-9194-000
10"	24"	DFH-9194-100
12"	22"	DFH-9194-200

Check Valve Strainer Assemblies

Application:

Designed for installations where water level can drop below horizontal section of pipe and where pipe must be installed above water level

Features:

- material: *schedule 40 PVC*
- built-in temporary check valve allows water from truck to prime system
- 8" strainer with 6" or 8" female PVC connection



Pipe Size	Length	Part #
6" x 8"	36"	DFH-9197-000
8" x 8"	36"	DFH-9197-100

Top Head Strainer Assemblies Full Time Swivel

Feature:

- material: swivel is *hardcoated aluminum*, stems are *Schedule 40 plastic*



Pipe Size	Schedule 40 Pipe Length	Part #	Wt. Lbs.
6"	10"	DFH-FTS-600	7

Dixon Northline Strainer Assemblies

Underwater Strainer Support

Feature:

- material: *steel*

Size	Length	Part #	Wt. Lbs
6"	15"	DHSSC6	1.35



Underwater Strainer Support Clamp

Features:

- material: corrosion-free *stainless steel*
- easy-flex adjustment, no nuts and bolts required

Pipe Size	Part #	Wt. Lbs
6"	DFH-9152-001	1.35
8"	DFH-9152-002	1.35




Riser Insulation Sleeves

Feature:

- material: 360° *styrofoam* insulation for added frost protection

Size	Part #	Wt. Lbs
2" thick by 2' long	DFH-9195-001 (set of 2 halves)	1.0



Note: Must be ordered in 2 foot increments (i.e. 2, 4, 6 feet etc.).

Machined Enclosure Cap

Feature:

- material: *PVC* body

Size	Part #	Wt. Lbs
10"	DFH-8384-554	.25



Dry Hydrant Signs

Features:

- material: 12" x 18" *aluminum* backed
- 6" x 12" self adhesive decal
- high quality reflective material

Size	Description	Part #
6" x 12"	decal	DFH-9145-001
12" x 18"	sign	DFH-9145-002



Dixon Northline 6" Low Level Strainer with Siphon Jet



Specifications

The 6" Low Level Strainer with Siphon Jet can be used as a low level strainer and as a water transfer device. This strainer is made of lightweight aluminum alloys that are both anodized and powder coated. The pivoting elbow enables the base to sit flat on the bottom of a portable tank. This unit allows the user to draft within 2" of the bottom of the tank without whirlpooling. For fast fill flowing, the jet is constructed from 3/4" pipe, supplied with 304 stainless steel mesh strainer. Also, complete with 1 1/2" Male NPSH plug with wire cable attached to base.

Features & Benefits

- base: 1/8" thick 5052 H32 marine grade aluminum, powder coated red with 45° angled edges, carrying handle mounted to base
- elbow: 6" aluminum tube 6061-T6, powder coated red
- posts: welded between upper and lower base, 6061-T6 aluminum
- siphon jet: 3/4" ID aluminum pipe, 6061-T6 aluminum, powder coated red
- elbow pivot rod: 1/4" thick, stainless steel 304 grade
- washers: polypropylene used for ease of elbow pivot and longer wear
- pivot bracket: 3/16" thick x 1 1/2" x 1 1/2", angle 6061-T6 aluminum
- 6" swivel: long handle, black anodized, 6061-T6 aluminum

Low Level Strainer - Threaded Female Swivel with and without Jet Siphon

Thread Size	Part # 1 1/2" NPSH Jet Siphon	Part # 1 1/2" NST Jet Siphon	Part # without Jet Siphon
2 1/2" CT	NCS-LLSJ-25__S ¹	NCS-LLSJ-25__F	NCS-LL-25__ ¹
3" NST	NCS-LLSJ-30FS	NCS-LLSJ-30FF	NCS-LL-30F
4" NST	NCS-LLSJ-40FS	NCS-LLSJ-40FF	NCS-LL-40F
4 1/2" NST	NCS-LLSJ-45FS	NCS-LLSJ-45FF	NCS-LL-45F
5" NST	NCS-LLSJ-50FS	NCS-LLSJ-50FF	NCS-LL-50F
6" NST	NCS-LLSJ-60FS	NCS-LLSJ-60FF	NCS-LL-60F

¹ Customer Thread (*must specify*) refer to legend on page 169

Low Level Strainer - Storz Adapter with and without Jet Siphon

Size	Part # with Jet Siphon	Part # 1 1/2" NST Jet Siphon	Part # without Jet Siphon
2 1/2"	NCS-LLSJ-25SZS	NCS-LLSJ-25SZF	NCS-LL-25SZ
3"	NCS-LLSJ-30SZS	NCS-LLSJ-30SZF	NCS-LL-30SZ
4"	NCS-LLSJ-40SZS	NCS-LLSJ-40SZF	NCS-LL-40SZ
5"	NCS-LLSJ-50SZS	NCS-LLSJ-50SZF	NCS-LL-50SZ
6"	NCS-LLSJ-60SZS	NCS-LLSJ-60SZF	NCS-LL-60SZ

Dixon Northline Barrel Strainer

Features:

- material: *hardcoat finished anodized aluminum*
- lightweight
- full flow design
- rocker lugs
- tie off hook for drafting placement



Female Barrel Strainers

Female Thread	Part #	Old Part #	Wt. Lbs
2½" NST	FST250	<i>BBS250F</i>	1.0
2½" CT ¹	FST250 ___ ¹	<i>BBS250</i> ___ ¹	1.0
3" NST	FST300F	<i>BBS300F</i>	1.0
4" NST	FST400F	<i>BBS400F</i>	2.0
4½" NST	FST450F	<i>BBS450F</i>	2.0
5" NST	FST500F	<i>BBS500F</i>	2.0
6" NST	FST600F	<i>BBS600F</i>	3.0



¹ ___ Customer Thread (*must specify*) refer to legend on page 169

Storz Barrel Strainers

Storz	Part #	Old Part #	Wt. Lbs
2½"	ST250	<i>BBS250SZ</i>	1.0
3"	ST300	<i>BBS300SZ</i>	1.0
4"	ST400	<i>BBS400SZ</i>	1.0
5"	ST500	<i>BBS500SZ</i>	2.0
6"	ST600	<i>BBS600SZ</i>	3.0



Basket Strainer - Female Threaded

Female Thread	Part #	Wt. Lbs
2½" CT ¹	BSKTST250 ___ ¹	1.0
3" NST	BSKTST300F	1.0
4" NST	BSKTST400F	3.0
4½" NST	BSKTST450F	3.0
5" NST	BSKTST500F	3.0
6" NST	BSKTST600F	4.0



¹ ___ Customer Thread (*must specify*) refer to legend on page 169

Dixon Northline Floating Strainers

Floating Strainer - Female Swivel



Feature:

- material: *aluminum body with steel screen*

Female Thread Inlet	Part #	Old Part #	Wt. Lbs
2½" NST	NCS-FDFS-25F	<i>AFS250F</i>	8
2½" CT ¹	NCS-FDFS-25_1	<i>AFS250__1</i>	8
3" NST	NCS-FDFS-30F	<i>AFS300F</i>	10
3" CT ¹	NCS-FDFS-30_1	<i>AFS300__1</i>	10
4" NST	NCS-FDFS-40F	<i>AFS400F</i>	12
4½" NST	NCS-FDFS-45F	<i>AFS450F</i>	12
5" NST	NCS-FDFS-50F	<i>AFS500F</i>	16
6" NST	NCS-FDFS-60F	<i>AFS600F</i>	18

¹__ Customer Thread (*must specify*) refer to legend on page 169



Floating Strainer - Storz



Feature:

- material: *aluminum body with steel screen*

Storz Inlet	Part #	Old Part #	Wt. Lbs
2½"	NCS-FDSTZ-25	<i>AFS250SZ</i>	13
3"	NCS-FDSTZ-30	<i>AFS300SZ</i>	13
4"	NCS-FDSTZ-40	<i>AFS400SZ</i>	17
5"	NCS-FDSTZ-50	<i>AFS500SZ</i>	18
6"	NCS-FDSTZ-60	<i>AFS600SZ</i>	19



Dixon Northline Polypropylene Strainers

Features:

- can prevent debris larger than 1mm from entering your pump system, such as leaves, plantation or fish, therefore reducing costly pump and equipment damage and down time
- designed and manufactured to meet the capacities of all major pump manufacturers from 25 GPM to 2000 GPM

Single Layer (Short Style 8" Lg plus fitting)

Size	Female Thread	Part #
2½"	NH	<i>FSTP-SS-25</i>
3"	NH	<i>FSTP-SS-30</i>
4"	NH	<i>FSTP-SS-40</i>
4½"	NH	<i>FSTP-SS-45</i>
5"	NH	<i>FSTP-SS-50</i>
6"	NH	<i>FSTP-SS-60</i>

Single Layer (Long Style 13" Lg plus fitting)

Size	Coupling Type	Part #
2½"	NH	<i>FSTP-LS-25</i>
3"	NH	<i>FSTP-LS-30</i>
4"	NH	<i>FSTP-LS-40</i>
4½"	NH	<i>FSTP-LS-45</i>
5"	NH	<i>FSTP-LS-50</i>
6"	NH	<i>FSTP-LS-60</i>

Dual Layer (Short Style 8" Lg plus fitting)

Size	Coupling Type	Part #
2½"	NH	<i>FSTP-SD-25</i>
3"	NH	<i>FSTP-SD-30</i>
4"	NH	<i>FSTP-SD-40</i>
4½"	NH	<i>FSTP-SD-45</i>
5"	NH	<i>FSTP-SD-50</i>
6"	NH	<i>FSTP-SD-60</i>

Dual Layer (Long Style 13" Lg plus fitting)

Size	Coupling Type	Part #
2½"	NH	<i>FSTP-LD-25</i>
3"	NH	<i>FSTP-LD-30</i>
4"	NH	<i>FSTP-LD-40</i>
4½"	NH	<i>FSTP-LD-45</i>
5"	NH	<i>FSTP-LD-50</i>
6"	NH	<i>FSTP-LD-60</i>




polypropylene strainer - short style



polypropylene strainer - long style

Dixon Northline Strainers

Dry Fire Hydrant - Low Level Strainer - Aluminum Base



Features:

- material: rugged *aluminum*
- low level design for vertical bridge or cistern installations
- repels water born debris flowing downstream
- 6" male PVC coupling for easy connection to PVC pipe

Pipe Size	Housing Material	Dimensions	Part #	Wt. Lbs
6" Male PVC	Aluminum	12" x 12" x 2"	DFH-9283-100	6

Stream Strainer - Aluminum Base



Features:

- material: rugged *aluminum*
- low level design for shallow stream installations
- repels water born debris flowing downstream
- 6" male PVC coupling for easy connection to PVC pipe

Pipe Size	Housing Material	Dimensions	Part #	Wt. Lbs
6" Male PVC	Aluminum	24" x 16" x 8"	DFH-9292-001	8

Dixon Northline Strainers

Round Hole Strainer



Feature:

- material: *zinc plated steel*

Female NH (NST) Thread	Part #	Wt. Lbs.
2½"	RHS3075	2.6

Chrome plated is also available. *Consult Dixon for price and availability.*

Brass Tank

Feature:

- material: *cast brass*



Female NH (NST)	Part #	Powhatan Part #
4"	BS400	28-335-00002
5"	BS500	28-335-00003
6"	BS600	28-335-00004
8"	BS800	28-335-00006

Steel Hydrant House



This hydrant house is constructed of heavy 16-gauge steel throughout, including the shelves. The roof is of one-piece construction, sloped to the rear for adequate drainage. It is hinged at the rear with arms at both sides and has a hasp centered in the front. Doors are fitted with a full-length latch and cross brace to insure firm and neat closing. Sufficient space is provided to store all equipment specified by both FM and NFPA standards, plus room for additional equipment.

Features:

- red polyester coated finish
- FM approved
- 'FIRE HOSE' decal is provided for the cabinet front
- does not come with hose or accessories
- accessory hardware is required but is not included
- concrete base is to be supplied by a contractor
- shipped unassembled with instructions



Part #	Powhatan Part #	Wt. Lbs.
HH30145	30-145-00002	197

Dimensions

cabinet #	width	depth	height
HH30145	45½"	45½"	34½"

Steel Hose Cabinet



This wall type hose cabinet is constructed of heavy 18-gauge steel throughout. It is used for storage for industrial fire protection equipment. The cabinet is designed for use on walls with or without legs, or free standing. Each cabinet is supplied with holes in the back for wall mounting and 1" pipe couplings on the bottom for adding legs.

Features:

- red polyester coated finish on heavy 18-gauge steel
- FM approved
- does not come with hose or accessories
- accessory hardware is required but is not included
- furnished without legs - if legs required - contact factory
- concrete base is to be supplied by a contractor



Part #	Powhatan Part #	Wt. Lbs.
HC30143	30-143-00001	176

Dimensions

cabinet #	width	depth	height
HC30143	60"	15"	48"

Basic Approved Equipment for house/cabinet

Part #	Description	Page #	Quantity Required		
			FM	UL & FIA	ISO
A525W50RAF †	2½" x 50' Single Jacket Hose	20	4	5	5
A515W50RAF †	1½" x 50' Single/Jacket Hose	20	2	0	0
UPP250F †	Underwriters Play Pipe	34	0	2	2
BFN250NST †	2½" Adjustable Fog Nozzle	38	2	0	0
BFN150NST †	1½" Adjustable Fog Nozzle	38	1	0	0
HA2515F †	2½" x 1½" Pin Lug Adapter	5	1	0	0
HLS	Hose & Ladder Strap	72	0	2	2
233	Universal Spanner	70	4	5	5
189	Adjustable Hydrant Wrench	68	2	2	2
PHFA6	6 lb. Fire Axe	72	0	1	1
FCB48	Crowbar	72	0	1	1
SW150 †	2½" Hose Coupling Gasket	30	4	5	5
SW250 †	1½" Hose Coupling Gasket	30	2	0	0

† Threads must be appropriate to the authority having jurisdiction.

Test and Drain Valve

Application:

The Test and Drain valve combines the functions of testing and draining the system into one valve.

- A test connection not less than 1" (25 mm) in diameter, terminating a smooth bore corrosion resistant orifice, given a flow equivalent to one sprinkler of a type having the smallest orifice installed on the particular system, shall be provided to test each waterflow alarm device for each system. The test connection valve shall be readily accessible. The discharge shall be to the outside, to a drain connection capable of accepting full flow under system pressure or to another location where water damage will not result.
- All sprinkler pipes and fittings should be installed so that the system may be drained. Three positions OFF – TEST – DRAIN. These valves have a green indicator which illustrates an open or closed position from 50 ft distance.



Feature:

- material: *brass*

Female NPT	Port Orifice	Part #	Wt. Lbs
1"	½"	<i>TDV100</i>	2.85
1¼"	½"	<i>TDV125</i>	3.20



Sprinkler Line Tester

Application:

For installing the last sprinkler head on system branch lines, controls water flow for flushing or testing of the system. When the wet pipe sprinkler system operates, the water flow in the pipes is at a relatively low velocity. Friction loss increases with the age of the sprinkler piping, up to 100 percent after 15 years. The accumulation of sediment and foreign objects in sprinkler systems can be prevented by flushing the supply mains to the systems through the hydrants at least semiannually. The National Board of Fire Underwriters recommended that sprinkler branch line flow tests be conducted from the extremities of the branch lines (at the end of the sprinkler system) to determine obstructions in the lines and to clean them of sediments or foreign materials that may be carried into the system by the flow of water.

Features:

- material: *brass*
- U/L Listed and FM approved
- 1" NPT female inlet
- 1" NPT male outlet with NPT cap and chain
- ½" sprinkler head connection



Female NPT	Part #	Wt. Lbs
1"	<i>SLT10050</i>	.82

Line Test Gauge

Features:

- material: *hardcoated aluminum*
- rocker lug swivel
- used for testing static or flowing pressures in hoses or nozzles
- supplied with 0-300 PSI glycerine filled 3½" diameter gauge
- freeze proof to -40° F (-40°C)



NH (NST) Thread	Part #	Wt. Lbs
1½"	<i>ALTG150F</i>	2.0
2½"	<i>ALTG250F</i>	2.5

Other sizes and threads are also available. Consult Dixon for price and availability.

Three Way Gauge Valve

Features:

- material: *brass body, rubber disc*
- permits the checking or replacing of a gauge without shutting down the whole line

NPT Thread	Working Pressure PSI	Part #	Wt. Lbs
1/4"	175	TWGV25	.40



Sprinkler System Gauge (UL-393)



Features:

- specifically designed for the fire sprinkler industry
- Bourdon tube pressure gauges with black polycarbonate case
- snap-in clear polycarbonate window, 4" face
- white aluminum dial with stop pin, black and red markings
- black aluminum non-adjustable pointer
- 1/4" NPT lower mount
- ASME B40.1 Grade B (+ 3/2/3% accuracy)
- U/L Listed (U/L-393) and FM Approved for fire sprinkler service
- ambient temperature range: **-40°F to 140°F** (-40°C to 60°C)

Type	Part #	Wt. Lbs
water (0-300 PSI)	SWG300-4	.45
water retard (0-80 PSI) to (0-250 PSI) air	SWRG80-250-4	.46



Dixon Northline Crowbar Mount

Features:

- material: *356 cast aluminum* (polished)
- 2 piece set includes top mount - spring loaded and bottom wedge




Part #
NCS-CB-590



Backflow Preventer

Application:

Reduced pressure principle backflow preventer is designed to give maximum protection against backflow caused by either back-pressure or back-siphonage from a cross-connection wherein a contaminant hazard exists (i.e. a health hazard), or a pollutant hazard exists (i.e. a non-hazard). The assembly is composed of two spring-loaded poppet type check valves and a mechanically independent, hydraulically dependent pressure differential relief valve. Three of the testcocks are mounted at the top to assure easy access during repair and maintenance when unit is installed in tight places.



Features:

- material: *brass*
- The backflow preventer meets the requirements of the following standards: USC's FCCC & HR Manual, Sec. 10, ASSE 1015, AWWA C-510 and CSA B64.4.
- working pressure: **175 PSI** at 70°F (21°C)
- water temperatures from **33°F** to **180°F** (1°C to 82°C)

NPT Thread	Part #	Wt. Lbs.
2"	BFP200	41

Create a Fire Hydrant Backflow Preventer by using the **RSMSA25F20T** (page 70) and the **DMH2025F** (page 49).

Hand Hydrotest Pump



Features:

- material: *stainless steel piston with aluminum body*
- designed for use in testing pipe lines, pressure tanks and pressure vessels
- uses check valves which are more efficient and longer lasting than old poppet system
- cylinder displacement: 1.37 cu. in.
- 0 -1000 PSI pressure gauge, 10' high pressure hose and quick disconnect coupler included
- piston: 7/8" with 2" stroke
- working pressure: **1000 PSI** at 70°F (21°C)

NPT Inlet	NPT Outlet	Part #	Wt. Lbs.
1/2"	1/2"	HHTP	7

Large Diameter Hose Roller

Features:

- material: *steel/ handles with ABS rollers*
- two man operation



Part #	Wt. Lbs.
FHR	7

Elbows Angle and Suction

Features:

- material: *brass*
- for use on pump discharge valves, or suction inlet to minimize hose kinking
- rocker lug swivel
- satin brass finish
- -C polished chrome plated

Male NH (NST)	Female NH (NST)	Elbow	Part #	Powhatan Part #	Wt. Lbs.
2½"	2½"	45°	RSE45250F	29-222-00133	4.48
2½"	2½"	45°	RSE45250F-C	29-222-00010	4.48
2½"	2½"	90°	RSE90250F	29-232-00044	4.66
2½"	2½"	90°	RSE90250F-C	29-232-00019	4.66



45° elbow

Continuous Swivel

Features:

- material: *cast brass*
- allows a hose to swing when connected
- full waterway reduces friction loss
- short style radius, 2½" measured from the center of the waterway to the end of the discharge thread.

Female NPT	Male Thread	Length	Part #	Wt. Lbs.
1½"	1½" NH (NST)	2½"	CSES150F	4.00
2"	1½" NH (NST)	2½"	CSES2015F	3.75
1½"	1½" NPT	5"	CSES150T	4.00



Dixon Northline Adapters

N54 - Angle and Suction Elbows

Features:

- material: *aluminum*
- ideal for fire apparatus with front suction connections
- constructed with anodized, powder coated elbow, extruded
- anodized female swivel connections

Elbow Degree	Male CT ¹	Female Swivel	Part #	Wt. Lbs.
30°	2½"	2½"	N5430-25 25 *	2.0
45°	2½"	2½"	N5445-25 25 *	2.0
60°	2½"	2½"	N5460-25 25 *	2.0
90°	2½"	2½"	N5490-25 25 *	2.0



90° elbow

¹Regional Thread (*must specify*) refer to legend on page 169

Dixon Northline Large Diameter Drafting Elbows

Features:

- material: made from 6061-T6 aluminum pipe
- elbows are smooth bent to degree required
- supplied hard coat anodized from maximum protection



45° elbow

Elbow Degree	Male NST Size	Female NST Swivel L/H Size	Part #	Wt. Lbs.
45°	4"	4"	N5445-40F40F	7
45°	5"	5"	N5445-50F50F	9
45°	6"	6"	N5445-60F60F	9



60° elbow

Elbow Degree	Male NST Size	Female NST Swivel L/H Size	Part #	Wt. Lbs.
60°	4"	4"	N5460-40F40F	7
60°	5"	5"	N5460-50F50F	9
60°	6"	6"	N5460-60F60F	9



90° elbow

Elbow Degree	Male NST Size	Female NST Swivel L/H Long Radius Size	Part #	Wt. Lbs.
90°	4"	4"	N5490-40F40FLR	7
90°	5"	5"	N5490-50F50FLR	9
90°	6"	6"	N5490-60F60FLR	9
90°	5"	4½"	N5490-45F45FLR	8

Elbow Degree	Male NST Size	Female NST Swivel L/H Short Radius Size	Part #	Wt. Lbs.
90°	4"	4"	N5490-40F40FSR	7
90°	5"	5"	N5490-50F50FSR	9
90°	6"	6"	N5490-60F60FSR	9

Dixon Northline Accessories

Storz Delivery Coupling - CRS

Features:

- material: *aluminum*
- used for high-volume hose
- 3-part clamps
- sold as set

Storz	Hose Shank	Part #	Wt. Lbs./set
4"	4"	CRS-400CC	7.0
4"	5"	CRS-450CC	8.5
5"	5"	CRS-500CC	11.0



BSP Gaskets



Female BSP	Part #
2"	1105102
2½"	1110060
3"	1404550
4"	1404551
5"	1404620
6"	1404621

Storz Locking Device

Features:

- material: *cast aluminum*
- metal locking device for storz couplings, includes spring, screw and washer

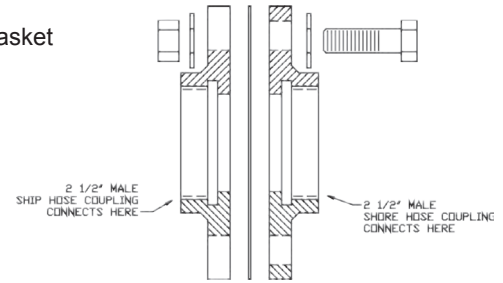
Description	Part #
locking device for 4" and 5" storz	LOCKINGDEVICE
locking device for 6" storz	LOCKINGDEVICE6



Brass International Shore Connections

Features:

- meets U.S. Coast Guard specifications for vessels 1000 gross tons or more
- makes possible the connection of two different threads between ship and shore or between ships
- 7" OD brass flange with 4 3/4" holes
- solid wedge disc with tapered seats
- includes 8 washers, 4 hexagon brass nuts, 4 hex head bolts, 1 washer, 1 fiber gasket
- working pressure: **300 PSI** at 70°F (21°C)



Description	Part #	Wt. Lbs.
shore side	09-318-00001	7.38
ship side	09-319-00001	7.14

Replacement Brass Swivel & Accessories

Features:

- 2 1/2" and 3" replacement brass swivels for Dixon Powhatan FDC
- finish: -P polished, -C polished chrome plated



brass swivel

Size	Thread	Part #	Wt. Lbs.
2 1/2"	NPSH (2.84x8)	PSNP250S	1.3
	NST (3.07x7.5)	PSNP250NST	1.3
	NYC/BA (3.00x8)	PSNP250NYC	1.3
	NYFD (3.03x8)	PSNP250NYFD	1.3
	CSA (3.125x5)	PSNP2503.125x5	1.3
	QST (3.031x7)	PSNP2503.03x7	1.3
	WCT (3.25x6)	PSNP2503.25x6	1.3
	PITT 6 (3.06x6)	PSNP2503.06x6	1.3
2 1/2"	CT ¹	PSNP250__¹	1.3
3"	NST	PSNP300NST	2.0
	NYFD	PSNP300NYFD	2.0

¹__ Customer Thread (*must specify*) refer to legend on page 169

* 2 1/2" requires 50 ball bearings, 3" requires 58 ball bearings

Replacement Parts

Description	Part #
2 1/2" gasket	SW250
3" gasket	SW300F
ball bearings	46-003-00001
set screw	46-011-00418

Dixon Replacement Roller Bearings - Standard Swivels

Size Chart

Part #	Female Swivel Size									
	1 1/2"	2"	2 1/2"	3" (30)	3 1/2" (35)	4" (39)	4 1/2" (45)	5" (48)	6" (57)	
RB-209200				X						
RB-209201					X					
RB-209202						X				
RB-209203							X			
RB-209204								X		
RB-209205										X

Dixon Northline Replacement Ball Bearings

Size Chart

Part #	Female Swivel Size								
	1½"	2"	2½"	3"	3½"	4"	4½"	5"	6"
BB-209100	X								
BB-209101		X							
BB-209102			X						
BB-209103				X					
BB-209105 PV						X			
BB-209106 PV							X		
BB-209107 PV								X	
BB-209108 PV									X

Dixon Northline Replacement Retainer Plugs (Set Screws)

Size Chart

Part #	Female Swivel Size								
	1½"	2"	2½"	3"	3½"	4"	4½"	5"	6"
RP-209335	X	X							
RP-209337			X	X	X				
RP-209339						X	X	X	X
RP-209342-PV						X	X	X	X

Threaded Storz Mounting Plates (Brackets)

Size Chart

Size #	Male Threaded Mounting Plate Part #	Female Threaded Mounting Plate Part #
1½" NST	TMPM15F	TMPF15F
1½" NPSH	TMPM15S	TMPF15S
2½" NST	TMPM25F	TMPF25F
2½" CT	TMPM25	TMPM25
4" NST	TMPM40F	TMPF40F
4½" NST	TMPM45F	TMPF45F
5" NST	TMPM50F	TMPF50F
6" NST	TMPM60F	TMPF60F

Customer Thread (*must specify*) refer to legend on page 169

Dixon Valve Components and Repair Kits

Part #	Description
PV-KNOB	retractable knob for piston valve handwheel
PV-HDWHL	complete handwheel for piston valve
GV-KNOB	knob for gate valve handwheel
GV-HDWHL	complete handwheel for gate valve
HGV-KNOB	knob for 2½" hydrant gate valve
HGV-HDWHL	complete handwheel for hydrant gate valve
FSGR-RK	piston intake relief valve gasket repair kit (aluminum)
FSGV-RK	gate valve gasket repair kit
FSGVR-RK	gate valve with PRV gasket repair kit
FSHV-RK	hydrant booster valve gasket repair kit
MSBV-RK	2-way ball valve gasket repair kit
MSBVR(3)-RK	3-way ball valve gasket repair kit
SJBV-RK	large gated wye gasket repair kit
MSMG-RK	5-way manifold gasket repair kit
SSVJ-RK	jumbo siamese gasket repair kit
PRV-RK	pressure relief valve gasket repair kit

Water Data and Formulas



1 gallon water = 231 cubic inches = 8.333 pounds

1 pound of water = 27.7 cubic inches

1 cubic foot water = 7.5 gallons = 62.5 pounds (salt water weighs approximately 64.3 pounds per cubic foot)

Pounds per square inch at bottom of a column of water = height of column in feet x .434

1 miner's inch = 9 to 12 gallons per minute

Horsepower to Raise Water

If pumping liquid other than water, multiply the gallons per minute below by the liquids specific gravity

$$\text{Horsepower} = \frac{\text{gallons per minute} \times \text{total head in feet}}{3960}$$

Gallons Per Minute through a Pipe

GPM = .0408 x pipe diameter inches² x feet/minute water velocity

Weight of Water in a Pipe

Pounds water = pipe length feet x pipe diameter inches² x .34

L Distance (inches)	Gallons per Minute Discharge for a Given Nominal Pipe Diameter D (inches)				
	5	6	8	10	12
5	163	---	---	---	---
6	195	285	---	---	---
7	228	334	580	---	---
8	260	380	665	1060	---
9	293	430	750	1190	1660
10	326	476	830	1330	1850
11	360	525	915	1460	2020
12	390	570	1000	1600	2220
13	425	620	1080	1730	2400
14	456	670	1160	1860	2590
15	490	710	1250	2000	2780
16	520	760	1330	2120	2960
17	550	810	1410	2260	3140
18	590	860	1500	2390	3330
19	620	910	1580	2520	3500
20	650	950	1660	2660	3700
21	685	1000	1750	2800	3890
22	720	1050	1830	2920	4060
23	750	1100	1910	3060	4250
24	---	1140	2000	3200	4440

Feet Head of Water to PSI

Feet Head	Pounds per Square Inch	Feet Head	Pounds per Square Inch	Feet Head	Pounds per Square Inch	Feet Head	Pounds per Square Inch
1	0.43	15	6.50	100	43.31	250	108.27
2	0.87	20	8.66	110	47.64	300	129.93
3	1.30	25	10.83	120	51.97	350	151.58
4	1.73	30	12.99	130	56.30	400	173.24
5	2.17	40	17.32	140	60.63	500	216.55
6	2.60	50	21.65	150	64.96	600	259.85
7	3.03	60	25.99	160	69.29	700	303.16
8	3.46	70	30.32	170	73.63	800	346.47
9	3.90	80	34.65	180	77.96	900	389.78
10	4.33	90	38.98	200	86.62	1000	433.00

Note: One foot of water at 62° F equals 0.433 PSI.

To find the PSI for any feet head not given in the table, multiply the feet head by 0.433.

Water Discharge Table

This table is intended for general reference and general applicability only, and should not be relied upon as the sole or precise source of information available with respect to the subject covered. The user should also refer to and follow manufacturer's specific instructions and recommendations with regard to such information, where they exist.

Flow of water through 100 foot lengths of hose, Straight-Smooth Bore - U.S. Gallons per minute

PSI at Hose Inlet	Nominal Hose ID Diameters - Inches							
	1"	1-1/4"	1-1/2"	2"	2-1/2"	3"	4"	6"
20	26	47	76	161	290	468	997	2895
30	32	58	94	200	360	582	1240	3603
40	38	68	110	234	421	680	1449	4209
50	43	77	124	264	475	767	1635	4748
60	47	85	137	291	524	846	1804	5239
75	53	95	154	329	591	955	2035	5910
100	62	112	180	384	690	1115	2377	6904
125	70	126	203	433	779	1258	2681	7788
150	77	139	224	478	859	1388	2958	8593
200	90	162	262	558	1004	1621	3455	10038

Figures are to be used as a guide since the hose inside diameter tolerance, the type of fittings used, and orifice restriction all influence the actual discharge. Thus, variations plus or minus from the table may be obtained in actual service.

Identifying Threads

IT IS IMPORTANT TO IDENTIFY THE THREADS REQUIRED BEFORE ORDERING COUPLINGS.

Identifying threads can sometimes be the most difficult and frustrating part of coupling selection. However, without the right combination of threads, you may not provide a functional or safe connection.

The diameters, threads per inch (TPI) and thread pitch, etc. are necessary to completely identify a thread. Ring, Plug and GO/NOGO gauges are required to accurately gauge or identify threads. In the field, in the absence of these gauges, thread leaf gauges can be used to identify the "Threads Per Inch" (TPI) and the thread pitch. On threads you have determined to be straight threads, a caliper can be used to measure the "Outside Diameter of the Male" (ODM) or the "Inside Diameter of the Female" (IDF). A caliper can also be used to take measurements of tapered thread diameters. However, these are more difficult to define because of the taper. Fortunately, there are few tapered threads to deal with and these can usually be identified from the nominal ODM and the TPI.

However, identifying the thread may not fully identify what is needed in a mating fitting. The application is the primary limiting factor on the thread type used. Dixon offers products with a wide variety of threads used with hose, pipe and hydraulics.

When attempting to choose a fitting, it is always advisable to first identify the thread to which it must connect. This may entail checking with a fitting or equipment manufacturer.

The fire hose thread specifications for some local municipal fire equipment and hydrants may vary according to local specifications. These can generally be most easily identified by contacting the local fire department responsible for the hydrant. The most common thread used on fire equipment is National Standard Thread (NST), also known as National Hose thread (NH).

When it is not possible to identify the thread:

- 1) Determine the number of threads per inch by measuring the distance from peak of thread to peak of thread across the largest number of whole threads. Then divide the number of threads by the measurement (This will provide the TPI).
- 2) Check to see if the thread is straight or tapered.

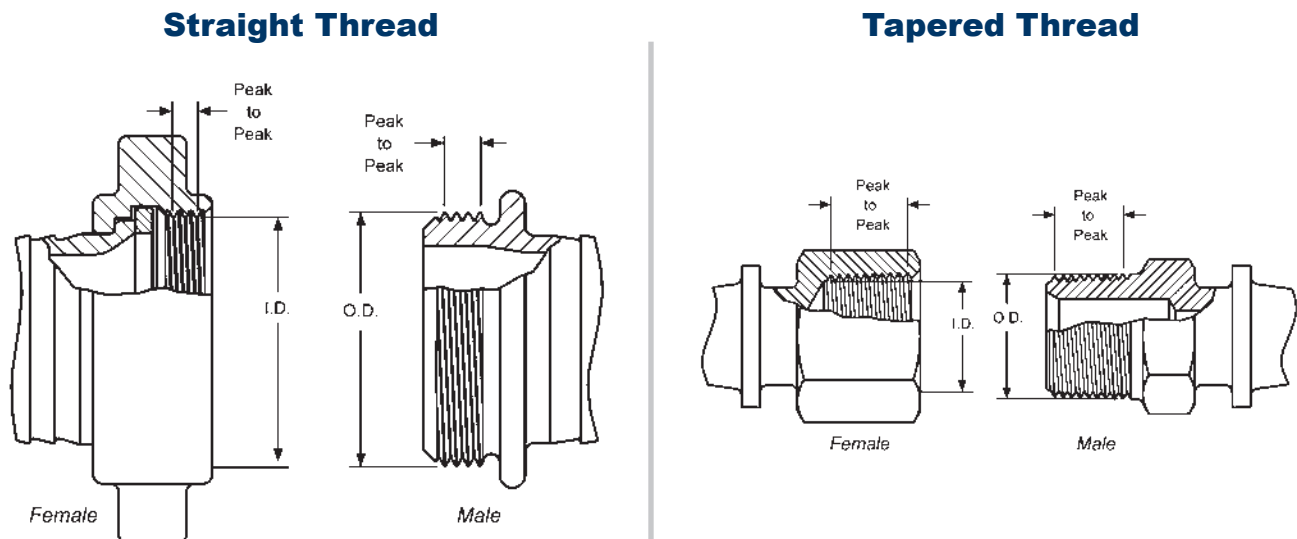
a) Straight Threads

Measure the "Outside Diameter of the Male" (ODM) or the "Inside Diameter of the Female" (IDF), from peak of thread to peak of thread.

b) Tapered Threads

Measure the "Outside Diameter of the Male" (ODM) at the large end and the small end, or the "Inside Diameter of the Female" (IDF) at the large end and the small end, from peak of thread to peak of thread. Then measure the Outside Diameter (OD) of the unthreaded pipe.

Once the application and these two pieces of information have been determined, the thread can generally be determined. When in doubt, contact the factory.



Thread Information

Abbreviation	System Name	Compatibility	Seal Method
BSPP	British Standard Pipe Parallel	Male BSPP with Female BSPP Female BSPP with Male BSPP Female BSPP with Male BSPT _r	Washer Washer Washer
BSPT_r	British Standard Pipe Taper	Male BSPT _r with Female BSPT _r Male BSPT _r with Female BSPP Female BSPT _r with Male BSPT _r <i>Female BSPT_r not compatible with Male BSPP</i>	Thread Washer Thread
CHT	American Standard Fire Hose Thread (1" National Hose Thread is Chemical Hose Thread, also known as Booster Hose Thread)	1" Male NH (NST) with 1" Female NH (NST) 1" Female NH (NST) with 1" Male NH (NST) 1" Thread is used on both ¾" hose and 1" hose. <i>Not compatible with other systems</i>	Washer Washer
GHT	Garden Hose Thread	Male GHT with Female GHT Female GHT with Male GHT Thread is same for all size hose <i>Not compatible with other systems</i>	Washer Washer
IPS	Iron Pipe Straight Thread	Generic Name for Straight Pipe Thread See NPSH for compatibility	Washer
IPT	Iron Pipe Thread	Generic Name for All Pipe Thread <i>More information required</i>	
NH or NST	American Standard Fire Hose Coupling Thread (National Hose thread also known as National Standard Thread)	Male NH (NST) with Female NH (NST) Female NH (NST) with Male NH (NST) <i>Not compatible with other systems</i> Thread pitch and diameters of fire threads may vary according to local and municipal regulations.	Washer Washer
NPT	American Standard Taper Pipe Thread (National Pipe Tapered)	Male NPT with Female NPT Male NPT with Female NPTF Male NPT with Female NPSM Male NPT with Female NPSH Female NPT with Male NPT Female NPT with Male NPTF Female NPT not compatible with Male NPSM or Male NPSH	Thread Thread Washer Washer Thread Thread
NPTF	American Standard Taper Pipe Fuel Dryseal Thread (National Pipe Tapered Fine)	Male NPTF with Female NPTF Male NPTF with Female NPT Male NPTF with Female NPSM Male NPTF with Female NPSH Female NPTF with Male NPTF Female NPTF with Male NPT <i>Female NPTF with Male NPSM or NPSH</i> <i>Note: NPTF with NPTF threads do not require sealant for the initial use. After that, sealant is required.</i>	Thread Thread Washer Washer Thread Thread Not Compatible
NPSH	American Standard Straight Pipe for Hose Couplings (National Pipe Straight Hose)	Male NPSH with Female NPSH Female NPSH with Male NPSH Female NPSH with Male NPT Female NPSH with Male NPTF Female NPSH with Male NPSM	Washer Washer Washer Washer Washer
NPSM	American Standard Straight Mechanical Joints (National Pipe Straight Mechanical)	Male NPSM with Female NPSM Male NPSM with Female NPSH Female NPSM with Male NPSM Female NPSM with Male NPT Female NPSM with Male NPTF	Seal can be either mechanical or washer. Mating fittings must be of same type.
SIPT	Straight Iron Pipe Thread	Generic name for Straight Pipe Thread	Washer
TIPT	Tapered Iron Pipe Thread	Generic name for Tapered Pipe Thread	Thread

Thread Dimensions

Nominal Dimensions of Standard Threads

ODM -- Outside Diameter of the Male

IDF -- Inside Diameter of the Female

TPI -- Threads Per Inch

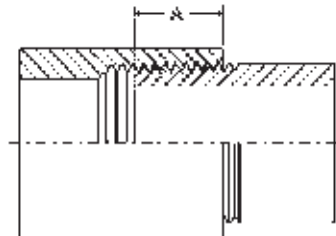
Size	Pipe OD	Tapered Threads		Straight Threads											
		NPT	BSPT _r	NPSH			NPSM			NST (NH)			BSPP		
		TPI	TPI	TPI	ODM (max)	IDF (min)	TPI	ODM (max)	IDF (min)	TPI	ODM (max)	IDF (min)	TPI	ODM (max)	IDF (min)
1/8"	.405	27	28				27	0.397	0.358					0.383	0.337
1/4"	.540	18	19				18	0.526	0.468					0.516	0.450
3/8"	.675	18	19				18	0.662	0.603					0.656	0.588
1/2"	.840	14	14	14	0.8248	0.7395	14	0.823	0.747					0.825	0.733
3/4"	1.050	14	14	14	1.0353	0.9500	14	1.034	0.958	8	1.375	1.2246		1.041	0.950
1"	1.315	11.5	11	11.5	1.2951	1.1921	11.5	1.293	1.201	8	1.375	1.2246	11	1.309	1.193
1-1/4"	1.660	11.5	11	11.5	1.6399	1.5369	11.5	1.638	1.546				11	1.650	1.534
1-1/2"	1.900	11.5	11	11.5	1.8788	1.7758	11.5	1.877	1.785	9	1.990	1.8577		1.882	1.766
2"	2.375	11.5	11	11.5	2.3528	2.2498	11.5	2.351	2.259				11	2.347	2.231
2-1/2"	2.875	8	11	8	2.8434	2.6930	8	2.841	2.708	7.5	3.068	2.9104	11	2.960	2.844
3"	3.500	8	11				8	3.467	3.334	6	3.623	3.5306	11	3.460	3.344
4"	4.500	8	11				8	4.466	4.333	4	5.010	4.7111		4.450	4.334
4-1/2"										4	5.760	5.4611	11		
5"	5.563	8	11				8	5.528	5.395	4	6.260	5.9602	11	5.450	5.359
6"	6.625	8	11				8	6.585	6.452	4	7.025	6.7252		6.450	6.359
8"	8.625	8													
10"	10.750	8													
12"	12.750	8													

GHT (3/4") -- 1.0625 ODM, 11-1/2 TPI

Note: Female NPT (Tapered Pipe) thread is not available on hose swivel nuts.

Normal Engagement Length of NPT Thread

- Dimensions given do not allow for variations in tapping or threading.



Thread Size	Dimension A
1/8"	1/4"
1/4"	3/8"
3/8"	3/8"
1/2"	1/2"
3/4"	9/16"
1"	11/16"
1-1/4"	11/16"
1-1/2"	11/16"
2"	3/4"
2-1/2"	15/16"
3"	1"
4"	1-1/8"
5"	1-1/4"
6"	1-5/16"
8"	1-7/16"
10"	1-5/8"
12"	1-3/4"

Customer Thread Program

Many regions across North America have their own 'fire hose' thread, which makes procurement a difficult and timely process. Any special city thread configuration in brass is available in **one week** . . . call for pricing and availability.

Frequently Asked Questions

Q - How do I order my customer thread part?

A - Here is a sample part number with descriptions to help explain our numbering system: HA253.06x815F.

<div style="border: 1px solid black; border-radius: 15px; padding: 5px; width: fit-content; margin: 0 auto;">HA</div> <div style="border: 1px solid black; border-radius: 15px; padding: 10px; margin-top: 10px;"> <p style="text-align: center;">Configuration</p> <p>HA female x male pin lug DMH male x male hex FM female x male hex FC caps FP plugs</p> </div>	<div style="border: 1px solid black; border-radius: 15px; padding: 5px; width: fit-content; margin: 0 auto;">25</div> <div style="border: 1px solid black; border-radius: 15px; padding: 10px; margin-top: 10px;"> <p style="text-align: center;">Sizes</p> <p>30 3" 25 2½" 20 2" 15 1½" 10 1" 76 ¾" GHT 75 ¾" NPSH</p> </div>	<div style="border: 1px solid black; border-radius: 15px; padding: 5px; width: fit-content; margin: 0 auto;">3.06x8</div> <div style="border: 1px solid black; border-radius: 15px; padding: 10px; margin-top: 10px;"> <p style="text-align: center;">ODM x TPI</p> <p>3.00 x 6 3.00 x 8 (NYC, Toledo) 3.030 x 8 (NYFD) 3.043 x 7 (Chicago Hose) 3.058 x 6 3.06 x 7 3.062 x 6 3.062 x 8 3.078 x 8 (Cleveland) 3.092 x 8 3.12 x 6 3.12 x 8 3.125 x 7.5 3.15 x 6 3.18 x 6 3.18 x 6.5 (New Orleans) 3.18 x 7 3.18 x 8 3.25 x 6 3.31 x 8 (Richmond)</p> </div>	<div style="border: 1px solid black; border-radius: 15px; padding: 5px; width: fit-content; margin: 0 auto;">15</div> <div style="border: 1px solid black; border-radius: 15px; padding: 10px; margin-top: 10px;"> <p style="text-align: center;">Sizes</p> <p>30 3" 25 2½" 20 2" 15 1½" 10 1" 76 ¾" GHT 75 ¾" NPSH</p> </div>	<div style="border: 1px solid black; border-radius: 15px; padding: 5px; width: fit-content; margin: 0 auto;">F</div> <div style="border: 1px solid black; border-radius: 15px; padding: 10px; margin-top: 10px;"> <p style="text-align: center;">Thread</p> <p>F NST S NPSH T NPT</p> </div>
---	---	---	---	---

Q - Do I have to order a minimum quantity?

A - We will take orders of a single piece to thousands of pieces. The set-up fee will be amortized over the quantity.

Q - In what materials are customer thread adapters available?

A - We specialize in manufacturing brass adapters, however, the aluminum configurations will have various lead times.

Q - How can you supply brass customer thread adapters in one week's time?

A - We have tooling specifically designated for various threads, and we have castings standing by for machining, gauges for testing and hydro-static test facilities for testing. We are ready to delight the customer with the fastest lead time in the business on many popular configurations we build to stock.

Q - Do you have other products with customer threads?

A - Yes. We offer many products with region specific threads, and many are shown in the catalog. If you don't see what you need, please let us know and we can possibly manufacture it.

Q - Can Dixon make custom threads?

A - Yes, if you are able to supply the ODM (outside diameter maximum) measurement and the TPI (threads per inch), we will gladly make the products for you.

Thread Chart

National Standard			Straight Iron Pipe		New York Corporation		Pacific Coast		New York Fire Dept.		Chemical Hose CHT * NH		Underwriter's Play Pipe		Garden Hose		Chicago Fire Dept.		Chicago Hose	
NH*			NPSH		NYCT		PCT		NYFT				PPS		GHT *		(NEW) *			
Size	ODM	TPI	ODM	TPI	ODM	TPI	ODM	TPI	ODM	TPI	ODM	TPI	ODM	TPI	ODM	TPI	ODM	TPI	ODM	TPI
¾"	1.375	8	1.0353 *	14	--	--	1.0625	11	--	--	1.375	8	--	--	1.0625	11½	--	--	1.081	11½
1"	1.375	8	1.2951 *	11½	--	--	1.3125	11½	1.660	8	1.370	8	--	--	1.0625	11½	--	--	1.2951	11½
1¼"	1.6718	9	1.6399 *	11½	--	--	1.860	11	--	--	--	--	--	--	--	--	--	--	1.705	11½
1½"	1.990	9	1.8788 *	11½	2.093	11	2.100	11	2.100	8	--	--	2.1875	12	--	--	1.933	11½	1.946	11½
2"	2.5156	8	2.3528 *	11½	2.547	11	2.550	10	--	--	--	--	--	--	--	--	--	--	2.522	8
2½"	3.0686	7½	2.841 *	8	3.000	8	3.035	7½	3.030	8	--	--	--	--	--	--	2.990	7½	3.043	7
3"	3.6239	6	3.470	8	--	--	--	--	3.630	8	--	--	--	--	--	--	--	--	--	--
3½"	4.2439	6	3.970	8	--	--	--	--	4.070	8	--	--	--	--	--	--	--	--	--	--
4"	5.0109	4	4.470	8	--	--	5.000	4	4.610	8	--	--	--	--	--	--	--	--	--	--
4½"	5.7609	4	4.970	8	--	--	--	--	5.800	4	--	--	--	--	--	--	--	--	--	--
5"	6.260	4	5.530	8	--	--	--	--	--	--	--	--	--	--	--	--	--	--	--	--
6"	7.025	4	6.590	8	--	--	--	--	--	--	--	--	--	--	--	--	--	--	--	--

* National Form Thread. Abbreviation for tapered iron pipe thread is TIPT or NPT (National Pipe Tapered).
ODM = Outside Diameter of Male

Fire Threads

Within North America there are many regional fire threads, the most popular being the "NST" (or "NH") thread, which is the predominant USA fire thread. The NST thread is sometimes used in Canada especially in sizes 3" and larger.

Within Canada the most common threads used for fire applications are:

- 1", 1½" & 2" sizes use NPS (National Pipe Straight) thread
- 2½" each region uses different threads, please see the table below
- 3" and larger - NST threads are often used.

Before ordering, please confirm the type of thread required. Thread requirements change by region.

Regional Fire Thread Legend

Initials	Common Name	Dixon Suffix	Region Normally Used	2-1/2" ODM ¹	2-1/2" TPI ²
AMA & BCT	Alberta Mutual Aid/ British Columbia Thread	B*	British Columbia & Alberta	3.00	8
CSA	Canadian Standard Association	C	Ontario	3.125	5
NS1	Nova Scotia 1	NS	Nova Scotia	3.23	5
QST & QMT	Quebec Standard Thread	Q	Quebec	3.031	7
WCT	Western Canada Thread	W	Saskatchewan & Manitoba	3.25	6
GHT	Garden Hose Thread	G	North America	¹ outside diameter of male ² threads per inch	
NPS	National Pipe Straight	S			
NPT	National Pipe Tapered	T			
NST (NH)	National Standard Thread	F			
NYC	New York Corporation	NYC	Newark, NJ		
NYFD	New York Fire Department	NYFD	New York Fire Department		

*B Threads are designed to connect with both BCT and AMA fittings.
(Listed are the more popular thread types, other threads types are available, please contact Dixon for more information)

Replacement Washers for Hydrant Adapters and Fire Hose Nozzles

The "sw" Swivel washer on page 123 replaces the gaskets in the following:

- Hydrant Adapters: HA, RHA, AHA
- Cam & Groove Hydrant Adapter
- Female by Male Hex Nipples (FM Series)
- Brass Fog Nozzles (BFN Series)
- Brass Electrical All-Fog Nozzles (BFNE Series)
- Heavy Duty Brass Industrial Fog Nozzles (HFN Series)
- Higher Pressure Brass Industrial Fog Nozzles (HPFN Series)
- Brass Rack Nozzles (BRN Series)
- UL Play Pipe
- Tip for UL Play Pipe
- Aluminum Ball Shut Off (ABS0 Series)

Replacement Gasket Chart

Size	FNPT Threads *	FNST Threads	FNPSH Threads
1½"	---	<i>SW150</i>	<i>SW150</i>
2"	---	---	<i>SW200</i>
2½"	---	<i>SW250</i>	<i>SW250</i>
3"	---	<i>SW300F</i>	<i>SW300F</i>
4"	---	<i>SW400F</i>	<i>SW400F</i>
4½"	---	<i>SW450F</i>	---
5"	---	<i>SW500F</i>	---
6"	---	<i>SW600F</i>	---

* FNPT Threads - No Gasket/Seal by threads

The "CFG" gaskets on page 91 replaces the following:

- Constant Flow Thermoplastic Fog Nozzles (CFB)
- Blue Thermoplastic Refinery Fog Nozzles (RNB)

The "FNG" gaskets on page 92 replaces the following:

- Thermoplastic Fog Nozzles (PFNB, FNB, FN, SL)
- Thermoplastic Fog Nozzles for Electrical Fires (FNBE)

Brass Plain Hose Nozzle Gaskets

Nozzle	Gasket
<i>BN6</i>	<i>KRW5</i>
<i>BN7</i>	<i>KRW5</i>
<i>BN10</i>	<i>KRW10</i>
<i>BN12</i>	<i>KRW15</i>
<i>BN15</i>	<i>KRW20</i>
<i>BN20</i>	<i>SW200</i>
<i>BN25</i>	<i>KRW35</i>
<i>BN10F</i>	<i>SW100F</i>
<i>BN15F</i>	<i>SW150</i>
<i>BN25F</i>	<i>SW250</i>
<i>BN15NYFD</i>	<i>SW150</i>
<i>BN25NYFD</i>	<i>SW250</i>

The gaskets for the following parts would have to special ordered, please contact customer service at 877-712-6179:

- Coast Guard Approved Water Fog Nozzle
- US Coast Guard Approved Fog Nozzle
- Aluminum Tip for Ball Shut-Off Nozzles
- Monitor Nozzle
- Steel FirePro Nozzle
- Master Stream Nozzle

Specifications Chart

to be filled out by the factory

Qty.	Location Tag	Style	Size (inches)	Inlet			Outlet desired		Actual			
				Static (PSI)	Residual (PSI)	Flow (GPM)	Static (PSI)	Residual min-max (PSI)	Static (PSI)	Residual (PSI)	Flow (GPM)	Type

Notes:

1. Customer is requested to furnish as much information as possible to ensure delivery of the appropriate valve. Flow values for inlet static and residual pressure readings are needed for all types of valves (standpipe or sprinkler). Please provide a desired residual outlet pressure range.
2. Styles available: 18-457, 18-458, 18-459
3. Sizes: 1½" or 2½" (18-459, 2½" only)
4. 'Actual' columns to be filled out by factory. Actual valves given above have an accuracy of ±10%.



	Page #		Page #		Page #
Description Index		Adapters		Pressure reducing	6–8
		Pin lug	45, 46, 51, 54, 62, 63, 67, 70, 75	Sprinkler hose	19
		Rocker lug	51, 55, 63, 67, 70, 72	Straight globe	14
		Special Thread Program	48	Test and drain	19
		British instantaneous fittings	74	Wharf hydrant	14
		Caps	82	Wall plate	44
		Caps and plugs	88	Wyes	
		Connections	32	¼ turn ball type	20
		Roof	38, 39	¼ turn plug type	20
		Couplings	127	Plain	17
A		Short shank	127	C	
Adapters		Suction	128	Cam and groove	
Brass		Domestic	62–64	Adapters	129
Pin Lug	45, 46, 54, 62, 63, 67, 70, 75	Hex nipples	49–54	Couplers	
Rocker lug	51, 55, 63, 67, 70, 72	Hydrant adapters	54–56	Type b	130
Double male	49, 50, 51, 52, 53	Hydrant body	41, 42	Type c	130
Female to male	58, 59, 61, 62	Identification plates	40	Type d	131
Aluminum		Monitors	97	Dust plugs	130
Adapters		Nipples		Caps	88
Long handle	57, 65, 73, 75, 77, 79	Double male hex	49–51	Brass	82
Rocker lug	50, 56, 64, 66, 68, 71, 77, 78	Female to male hex	58, 59, 61, 62	Breakable	87
Cam and groove adapters	75	Washdown	89	Hydrant, iron	88
Caps	84	Nozzles		Thermoplastic	86, 87
Breakable	87	Adjust-A-Power	95	Universal hose	86
Couplings	125	Ball shutoff	90	Chains	
Hydrant booster	25	Fog	89–93	Jack	88
Manifolds	28	Garden hose	95	Check Valves	13
Nozzles	98–99	Master Stream	97	Connections	
Street cleaning	101	Monitor	97	Brass	32
Plugs	85	Plain hose	94	Concealed type	36
Siamese	30–31	Rack	94	Roof	38, 39
Storz		Tips	90	Siamese	33, 34, 35
Adapters	77, 79, 80	U.S. Coast Guard Approved	96	Single Inlet	32
Bracket	81, 163	Plugs	83	Constant flow nozzle	101
Caps	81	Sidewalk assemblies	37	Couplings	
Gaskets	81	Snoots	45–46	Booster hose	126
Rigid	76, 79	Sprinkler line tester	19	Cam and groove	129–131
Swivels	77, 78, 79	Swivels	63–66	Expansion ring	124, 125
Valves		Valves		Forestry	144
Ball	26–27	Adj. press. restricting device	10	PVC suction	121
Butterfly	28	Adjustable angle	9	Shank	127
Gate	21–24	Angle	10–12	Suction	128
B		Chicago pattern	13	Crowbar mount	157
Backflow preventer	158	Drip	13		
Booster hose couplings	125	Gate	15–16, 17, 18		
Brass					

	Page #		Page #		Page #
D		500# single jacket, colored	110	Nozzles	
Diffuser	17	800# double jacket	111	Adjust-A-Power	95
Dry hydrant		800# double jacket, yellow	111	Aluminum	98–99
Assemblies	146–147	Chemical	118	Ball shutoff	90
Barrel strainers	151	Double jacket	107	Constant flow	101
Floating dock strainers	152	Expanders	122	Fog	89–93, 101
Low level strainer	150	Forestry	113	Forestry	93–94
Strainer assemblies	148	Mill	105	Garden hose	95
Strainers	150–153	MSHA approved	112	Master Stream	97
Dust Caps	131	Non-collapsible	118	Monitor	97
E		Potable water	113	Plain hose	94
Elbows		PVC suction	119, 120, 121	Polycarbonate	98
Aluminum	159–160	Racks	114, 115, 132, 138	Rack	94
Angle	159	Reels	133–137	Street cleaning	101
Continuous swivel	159	Roller	158	Thermoplastic	91, 92–93
Suction	159	Storage	155	Tips	90
Expansion		Hose couplings		U.S. Coast Guard Approved	96
Couplings	124, 125	Booster	126	Washdown	89
Machines	122	Cam and groove	129–131	NYFD	10, 12, 15, 17, 33, 34, 38,
Rings	123	Delivery	161		46, 47, 48, 52, 60,
F		Expansion	124, 125–126		61, 63, 67, 69, 70
Fog nozzles	101	Expansion rings	123	P	
Forestry		Long shank	127	Play pipes	95
Expansion ring couplings	144	Short shank	127	Polycarbonate	
Fire axe	142	Suction	128	Hydrant adapters	62
Fire hose	143	Swivel	134, 162	R	
Forged couplings	144	Washers	123, 161	Racks, hose	
Hose	113	Hydrant		Covers	132
Mop up hose	143	Diffuser	17	Hump	138
Nozzles	93–96	J		Pin	132
Spanner wrench	142	Jack Chains	88	Saddle	138
Wrenches	102	M		Reels, hose	
Wye valve	142	Manifolds		Continuous flow	133–134, 135
G		Aluminum	28	Swing type	137
Gaskets	1, 81, 91, 92, 161	N		V swing	136
Gauges		Nipples		S	
Sprinkler system	157	Brass female to male	58, 59, 61, 62	Screw pitch gauge	75
H		Brass male hex	49–54	Shore connections	162
Hose		Northline	1, 21, 22, 23, 24, 25,	Siamese	30–31
300# single jacket	108		26, 27, 28, 29, 30, 31,	Snoots	1, 45, 46
400# nitrile covered	116		50, 56, 57, 64, 65, 68,	Special City Threads	52, 60, 61
500# single jacket	109		71, 73, 76, 77, 78, 79,		
			80, 81		

	Page #		Page #	Page #
Special Thread Program	48	W		
Sprinkler line tester	19	Wrenches	102–104	
Sprinkler system gauge	157	Wyes		
Storz		Aluminum		
Adapters	77, 80	¼ Turn Ball	29	
Bracket	81, 163	2-way siamese	30	
Caps	81	3-way siamese	30	
Gaskets	81	4-way siamese	31	
Rigid	76	Jumbo siamese	31	
Rigid	79	Plain	29	
Swivels	77, 78, 79	Brass		
Wrenches	104	¼ Turn	20	
Suction hose	119–120	Full Flow	20	
Couplings	121	Plain	17	
V				
Valves				
Aluminum				
2-way ball	26			
3-way ball	27			
Butterfly	28			
Gate valves	21, 22–24			
Jumbo ball	27			
Large diameter	22, 23, 24			
Relief				
Piston intake	25			
Brass				
500# angle	12			
Adj. press. restricting device	10			
Angle	9, 10, 11–12			
Chicago pattern	13			
Domestic	9			
Drip valves	13			
Gate	1, 15, 16, 17, 18			
Grooved inlet	11			
Pressure reducing	6–8			
Accessories	7			
Sprinkler hose	19			
Sprinkler line tester	156			
Straight globe	14			
Test and drain	19, 156			
Three way gauge	157			
Wedge disc	15, 16			
Wharf hydrant	14			
Check	13			

	Page #		Page #		Page #
0					
09-318-00001	162	2WSA4025F-C	37	90CREV6030	42
09-319-00001	162	2WSA4025F-P	37	90DCS4025F	34
		2WSA4025F-SP	37	90DCS4025F-C	34
		2WSA4025F-SP-C	37	90DCS4025F-D	34
		2WSA4025F-SP-P	37	90DCS4025F-NB	34
		2WSA6025F	37	90DCS4025F-P	34
		2WSA6025F-C	37	90DCS4025F-SP	34
1105102	161	2WSA6025F-P	37	90DCS4030F	34
1110060	161	2WSA6025F-SP	37	90DCS4030NYFD	34
1212-0534-4	134	2WSA6025F-SP-C	37	90DCS4030NYFDSP	34
1212-0540-4	134	2WSA6025F-SP-P	37	90DCS6025F	34
1404550	161			90DCS6025F-SP	34
1404551	161	3		90DCS6030NYFD	34
1404620	161			90FR3C4025	39
1404621	161	300DBAL	101	90FR3C4025F	39
15B15-100RBF	118			90FR3C6025	39
15B15-100RBS	118	4		90FR3C6025F	39
15B15-50RBF	118			90FRC4025-D	38
15B15-50RBS	118	4025REV90	41, 42	90FRC4025F-D	38
15B15-75RBF	118	4030REV90	41, 42	90FRC6025	38
16154	122	42-019-01586	7	90FRC6025F	38
16167	122	44-157-00022	7	90IRC4025	38
16171	122	46-003-00001	47	90IRC4025F	38
18-458-00017	7	46-011-00418	47	90IRC4025G	38
189	103	46-030-00025	14, 7	90IRC4025GF	38
189DH	103			90ISCS4025F	33
		8		90SCS4025F	33
				90SCS4025F-D	33
		80B07-100HCF	118	90SCS4025F-SP	33
		80B07-50HCF	118	90SCS4025NYFD	33
		80B10-100HCF	118	90TCS4025F	35
		80B10-50HCF	118	90TCS4025F-NB	35
				90TCS6025F	35
		9		90TCS6025F-NB	35
		90CDMHCB50230	41	90TCS6025F-SP	35
		90CDMHCB60225	41		
		90CDMHCB60230	41	A	
		90CREV5025	42	A315100RAF	108
		90CREV5030	42	A315100RAS	108
		90CREV6025	42	A315100RBF	108

	Page #		Page #		Page #
A315-100UC	108	A515U75CBF	110	AHGV250S	21
A315-50RAF	108	A515U75CBS	110	AHGV250W	21
A315-50RAS	108	A515Y50RAF	110	AHW	103
A315-50RBF	108	A525100RAF	109	AHWPT	103
A315-50UC	108	A525100RBF	109	ALTG150F	156
A320-100UC	108	A525-100UC	109	ALTG250F	156
A320-50UC	108	A525-25RAF	109	ANT100	140, 98
A325100RAF	108	A525-25RBF	109	ANT100F	140, 98
A325100RAS	108	A525-50RAF	109	ANT150	140, 98
A325100RBF	108	A525-50RBF	109	ANT150F	140, 98
A325-100UC	108	A525-50UC	109	APRD150F	10
A325-50RAF	108	AAPN75GHT	95	APRD150NYFD	10
A325-50RAS	108	ABC250	87	APRD250F	10
A325-50RBF	108	ABH08118	126	APRD250NYC	10
A325-50UC	108	ABH08125	126	APRD250NYFD	10
A330100RAS	108	ABH10143F	126	AREP400AS	40
A330-100UC	108	ABH10143S	126	ARPW10S10S	29
A330-50RAS	108	ABH10150F	126	ARPW15F10S	29
A330-50UC	108	ABH10150S	126	ARPW15S10S	29
A510100RAS	109	ABH10156F	126	ARPW25F15F	29
A510-100UC	109	ABH10156S	126	ARPW25F25F	29
A510-50RAS	109	ABN100F	139	ASBDV50	13
A510-50UC	109	ABN100S	139	ASBDV75	13
A515100RAF	109	ABN150F	139	ASHV1015F	19
A515100RAS	109	ABN150S	139	AV150	10
A515100RBF	109	ACPSO150	98	AV150-I	11
A515-100UC	109	ACPSO150F	98	AV150-N	10
A515-25RAF	109	ADHC450F	146	AV150NYFD	10
A515-25RAS	109	ADHC500F	146	AV150-RBR	10
A515-25RBF	109	ADHC600F	146	AV150S	10
A515-50RAF	109	AFN150	93	AV150T	10
A515-50RAS	109	AFN150NST	93	AV150-W	10
A515-50RBF	109	AHA1515ADP	75	AV151	12
A515-50UC	109	AHA2525ADP	75	AV151-N	12
A515OR50RAF	110	AHGV250B	21	AV151NYFD	12
A515OR50RAS	110	AHGV250C	21	AV151-RBR	12
A515R50RAF	110	AHGV250F	21	AV151-WR	12
A515U100CBF	110	AHGV250F-H	21	AV250	10
A515U100CBS	110	AHGV250F-I	21	AV250BA-I	11
A515U50CBF	110	AHGV250NS	21	AV250CSA-I	11
A515U50CBS	110	AHGV250Q	21	AV250-I	11

	Page #		Page #		Page #
AV250-N	10	BFN200	89	BN25F	94
AV250NYC	10	BFN250NST	89	BN25NYFD	94
AV250NYFD	10	BFN75	89	BN6	94
AV250PITT	10	BFN75GHT	89	BN7	94
AV250QST-I	11	BFNE150	90	BNT100F	90
AV250-RBR	10	BFNE150NST	90	BNT100S	90
AV250S	10	BFP200	158	BNT150F	90
AV250-W	10	BIA250B	74	BNT150S	90
AV250WCT-I	11	BIA250F	74	BRN150	94
AV251	12	BIA250S	74	BRN150NST	94
AV251-N	12	BIA250T	74	BRN150NST-I	94
AV251NYC	12	BIB250B	74	Brute2	122
AV251NYFD	12	BIB250F	74	BruteXpand	122
AV251-RBR	12	BIB250S	74	BS400	154
AV251-WR	12	BIB250T	74	BS500	154
AV5-250F	12	BIC150	74	BS600	154
AV5-250NYFD	12	BIC250	74	BS800	154
AVAPR150F	9	BID250B	74	BSKTST300F	151
AVAPR150F-I	9	BID250F	74	BSKTST350F	151
AVAPR250F	9	BID250S	74	BSKTST400F	151
AVAPR250F-I	9	BID250T	74	BSKTST450F	151
AVAPRF150	9	BIDC250	74	BSKTST500F	151
AVAPRF150-I	9	BIDP250	74	BSKTST600F	151
AVAPRF250	9	BIE150	74	BSO150-H	90
AVAPRF250-I	9	BIE250	74	BSO150NST	90
AVF150	10	BIF250B	74	BSO150S	90
AVF150-I	11	BIF250F	74	BTN75	95
AVF151	12	BIF250S	74	BW07118F-PC	126
AVF250	10	BIF250T	74	BW07125F-PC	126
AVF250-I	11	BL810R100RAF	118	BW10143F-PC	126
AVF251	12	BL810R100RAS	118	BW10143S-PC	126
AVF5-250	12	BMT1100-250F-C	97	BW10150F-PC	126
AVG250F-I	11	BMT1100-250F-P	97	BW10150S-PC	126
AVGF250-I	11	BN10	94	BW10156F-PC	126
		BN10F	94	BW10156S-PC	126
B		BN12	94	BW10AT	126
		BN15	94	BW75AT	126
BFN100	89	BN15F	94		
BFN100NST	89	BN15NYFD	94	C	
BFN150	89	BN20	94		
BFN150NST	89	BN25	94	CA37118L	135

	Page #		Page #		Page #
CAP100F-C	84	CFG200S	91	CSSTM25F30T-P	45
CAP100S-C	84	CFG250NST	91		
CAP150F-C	84	CFR47-1-100	133	D	
CAP150S-C	84	CFR47-1-200	133		
CAP200F-C	84	CFR47-150-100	133	D15193	125
CAP200S-C	84	CFR47-150-200	133	D15193F	125
CAP250F-C	84	CFR47-C1	133	D16187	124
CAP250S-C	84	CFR47-C2	133	D16187F	124
CAP300F-C	84	CFR47-C3	133	D16193	124
CAP400F-C	84	CFR47-C4	133	D16193F	124
CAP400F-C-LH	84	CFR-HC	133	D16206	124
CAP450F-C	84	CFR-RK	133	D16206F	124
CAP450F-C-LH	84	CGN150NST	96	D253	125
CAP500F-C	84	CGN150S	96	D253F	125
CAP500F-C-LH	84	CGN150-TIP	96	D26287F	124
CAP600F-C	84	CGN250NST	96	D263	124
CAP600F-C-LH	84	CGN250-TIP	96	D263F	124
CDMHCB40225	41	CGSN150F	96	D815100RAF	111
CDMHCB40230	41	CGSN150S	96	D815100RAS	111
CDMHCB50230	41	CGSN151F	96	D815100RBF	111
CDMHCB60225	41	CGSN151S	96	D815100RBS	111
CDMHCB60230	41	CH-B-12	88	D815-25RAF	111
CFB100NST	91	CH-B-6	88	D815-50RAF	111
CFB100S	91	CH-SS-12	88	D815-50RAS	111
CFB150CF	91	CH-SS-6	88	D815-50RBF	111
CFB150NST	91	CPV150F	13	D815-50RBS	111
CFB150NYF	91	CPV150S	13	D815Y100RAS	111
CFB150S	91	CRS-400CC	161	D815Y50RAF	111
CFB200S	91	CRS-450CC	161	D815Y50RAS	111
CFB2015S	91	CRS-500CC	161	D815Y50RBF	111
CFB250CF	91	CSCTF25F30T-C	46	D825100RAF	111
CFB250NST	91	CSCTF25F30T-P	46	D825100RAS	111
CFB250NYC	91	CSCTM25F30T-C	46	D825100RBF	111
CFB250NYF	91	CSCTM25F30T-P	46	D825-25RAF	111
CFB75GHT	91	CSES150F	159	D825-50RAF	111
CFFR150	93	CSES150T	159	D825-50RAS	111
CFFR150NST	93	CSES2015F	159	D825-50RBF	111
CFG100NST	91	CSSTF25F30T-C	45	D825-50RBS	111
CFG100S	91	CSSTF25F30T-P	45	D825Y50RAF	111
CFG150NST	91	CSSTF30F30T-P	45	D825Y50RBF	111
CFG150S	91	CSSTM25F30T-C	45	DCS4025F	34

	Page #		Page #		Page #
DCS4025F-C	34	DFH-9140-820	147	DM15-50RAT	107
DCS4025F-D	34	DFH-9143-000	148	DM15-50UC	107
DCS4025F-NB	34	DFH-9143-100	148	DM20100RAS	107
DCS4025F-P	34	DFH-9143-200	148	DM20100RAT	107
DCS4025F-SP	34	DFH-9145-001	149	DM20-100UC	107
DCS4030F	34	DFH-9145-002	149	DM20-50RAS	107
DCS4030NYFD	34	DFH-9152-001	149	DM20-50RAT	107
DCS6025F	34	DFH-9152-002	149	DM20-50UC	107
DCS6025F-SP	34	DFH-9194-000	148	DM25100RAF	107
DFH-9138-001	146	DFH-9194-010	148	DM25100RAT	107
DFH-9138-002	146	DFH-9194-100	148	DM25-100UC	107
DFH-9138-003	146	DFH-9194-110	148	DM25-50RAF	107
DFH-9138-501	147	DFH-9194-200	148	DM25-50RAT	107
DFH-9138-502	147	DFH-9194-210	148	DM25-50UC	107
DFH-9138-503	147	DFH-9195-001	149	DM815W50RAF	112
DFH-9138-601	146	DFH-9197-000	148	DM815W50RAS	112
DFH-9138-602	146	DFH-9197-100	148	DMH1010	49
DFH-9138-603	146	DFH-9283-100	154	DMH1010F	49
DFH-9140-100	147	DFH-9292-001	154	DMH1010F-D	53
DFH-9140-110	147	DFH-FTS-600	148	DMH1015	49
DFH-9140-200	147	DFP1515	63	DMH1015F	49
DFH-9140-210	147	DFP1515F	63	DMH1015F-D	53
DFH-9140-300	146	DFP1515F-D	66	DMH1025F	49
DFH-9140-310	146	DFP15F15S	63	DMH1076	49
DFH-9140-320	147	DFP15NYFD15NYFD	63	DMH1510	49
DFH-9140-325	147	DFP2525	63	DMH1510F	49
DFH-9140-330	146	DFP2525F	63	DMH1512	49
DFH-9140-400	146	DFP2525F-D	66	DMH1515	49
DFH-9140-410	146	DFP25F25S	63	DMH1515-D	53
DFH-9140-430	146	DFP25NYFD25NYFD	63	DMH1515F	49
DFH-9140-500	146	DFR1515	63	DMH1515F-D	53
DFH-9140-510	146	DFR1515F	63	DMH1515NYC	52
DFH-9140-530	146	DFR2525	63	DMH1515NYFD	52
DFH-9140-600	147	DFR2525F	63	DMH1520	49
DFH-9140-610	147	DHSSC6	149	DMH1525F	49
DFH-9140-620	147	DM15100RAF	107	DMH1525F-D	53
DFH-9140-700	147	DM15100RAS	107	DMH15F15F	49
DFH-9140-710	147	DM15100RAT	107	DMH15F15F-D	53
DFH-9140-720	147	DM15-100UC	107	DMH15F15S	49
DFH-9140-800	147	DM15-50RAF	107	DMH15F15S-D	53
DFH-9140-810	147	DM15-50RAS	107	DMH15F25F	49

	Page #		Page #		Page #
DMH15F25F-D	53	DMH4045F-D	53	EF16175F	144
DMH15NYFD15NYFD	52	DMH40F40F	49	ER10125	123
DMH15S15S	49	DMH5050F	49	ER1510	123
DMH15T15T	49	DMH6045F	49	ER15125	123
DMH2015	49	DMH6060	49	ER1575	123
DMH2015F	49	DMH6060F	49	ER1587	123
DMH2015F-D	53	DMH6060F-D	53	ER17125	123
DMH2020	49	DMH7515F	49	ER27125	123
DMH2020-D	53	DMH75T15S	49	ER27150	123
DMH2025	49	DMOCA40225F	32	ER3020	123
DMH2025F	49	DMOCA60225F	32	ER4020	123
DMH2025F-D	53	DMP1515	51		
DMH2025NYFD	52	DMP1515F	51	F	
DMH2515F	49	DMP15F15S	51		
DMH2515F-D	53	DMP15F15T	51	F-ADFR1515	66
DMH2520	49	DMP15S15T	51	F-ADFR1515F	66
DMH2525	49	DMP2525	51	F-ADFR2525	66
DMH2525F	49	DMP2525F	51	F-ADFR2525F	66
DMH2525F-D	53	DMP25F25S	51	F-AFC150	84
DMH2525NYC	52	DMP25F25T	51	F-AFC150F	84
DMH2525NYFD	52	DMR1515	51	F-AFC250	84
DMH2530	49	DMR1515F	51	F-AFC250F	84
DMH2530F	49	DMR15F15S	51	F-AHA2515F	59
DMH25F25F	49	DMR15F15T	51	F-AHA2515T	59
DMH25F25F-D	53	DMR15S15T	51	FBSO100F	139
DMH25F25NYFD	52	DMR2525	51	FBSO100F-PG	139
DMH25F30F	49	DMR2525F	51	FBSO100S	139
DMH25NYC20T	52	DTW150	123	FBSO100S-PG	139
DMH25NYFD20T	52	DTW151	123	FBSO150F	139
DMH25NYFD25NYFD	52	DTW175	123	FBSO150F-PG	139
DMH25T15S	49	DTW250	123	FBSO150S	139
DMH25T30T	49	DTW251	123	FBSO150S-PG	139
DMH3025	49	DTW300	123	FC150	82
DMH3025F	49	DX2836	133	FC150F	82
DMH3025F-D	53	DX2839	133	FC150F-C	82
DMH3030	49			FC150F-D	88
DMH3030F	49	E		FC150F-P	82
DMH3030F-D	53			FC250	82
DMH4040	49	EF11118	144	FC250F	82
DMH4040F	49	EF11125	144	FC250F-C	82
DMH4045F	49	EF16168F	144	FC250F-D	88

	Page #		Page #		Page #
FC250F-P	82	FHR-C1	136	FM2020	58
FC300	82	FHR-V1	136	FM2025F	58
FC300F	82	FHR-V2	136	FM20S15	58
FC300F-C	82	FHR-V5	136	FM20S15F	58
FC400	82	FM1010	58	FM20S15T	58
FC400F	82	FM1010F	58	FM20S20T	58
FC450F	82	FM1015	58	FM20S25F	58
FC600	82	FM1015F	58	FM20S25T	58
FC600F	82	FM1015F-D	62	FM2515F	58
FD47-C2	134	FM1076	58	FM2525	58
FD47I-150-100	133, 134	FM10F10T	58	FM2525F	58
FFH1515F	69	FM10S15T	58	FM2525F-D	62
FFH1515NYFD	69	FM10S76	58	FM2525NYFD	61
FFH15F15F	69	FM1515	58	FM2525T	58
FFH15F15S	69	FM1515F	58	FM25F10T	58
FFH15NYFD15NYFD	69	FM1515F-D	62	FM25F15F	58
FFH15T15S	69	FM1515NYFD	61	FM25F15F-D	62
FFH2525F	69	FM1525F	58	FM25F15T	58
FFH2525NYFD	69	FM1525F-D	62	FM25F15T-D	62
FFH25F25F	69	FM1530F	58	FM25F20T	58
FFN100	93	FM15F15F	58	FM25F25F	58
FFN100NST	93	FM15F15NYFD	61	FM25F25NYC	61
FFN150	93	FM15F15S	58	FM25F25NYFD	61
FFN150NST	93	FM15F15S-D	62	FM25F25S	58
FFN75GHT	93	FM15F15T	58	FM25F25T	58
FHCS150	102	FM15F15T-D	62	FM25F25T-D	62
FHHR-1	138	FM15F20T	58	FM25F30F	58
FHHR-2	138	FM15F25F	58	FM25F30T	58
FHHR-3	138	FM15F25F-D	62	FM25F75T	58
FHHR-4	138	FM15F25T	58	FM25NYC25F	61
FHHR-5	138	FM15F30F	58	FM25NYC25T	61
FHHR-C	138	FM15NYFD15F	61	FM25NYFD15T	61
FHHR-C4	138	FM15NYFD15T	61	FM25NYFD20T	61
FHHR-C5	138	FM15S15F	58	FM25NYFD25F	61
FHPR150	132	FM15S15F-D	62	FM25NYFD25NYFD	61
FHPR150-100CBF	132	FM15S15T	58	FM25NYFD25T	61
FHPR150-50CBF	132	FM15S15T-D	62	FM25NYFD30NYFD	61
FHPR150-75CBF	132	FM15S20T	58	FM25NYFD30T	61
FHPR2515	132	FM2015	58	FM25S25F	58
FHR	158	FM2015F	58	FM25S25T	58
FHR-C	136	FM2015F-D	62	FM3025F	58

	Page #		Page #		Page #
FM3025T	58	FP250F	83	FSH-9682-020	120
FM3030F	58	FP250F-C	83	FSH-9682-030	120
FM30F25F	58	FP250F-D	88	FSH-9682-050	120
FM30F25T	58	FP250F-P	83	FSH-9682-050B	120
FM30F30T	58	FP300	83	FSH-9682-050C	120
FM30S25F	58	FP300F	83	FSH-9682-050NS	120
FM4025F	58	FP300F-C	83	FSH-9682-050Q	120
FM4040F	58	FP300F-P	83	FSH-9682-050W	120
FM4045F	58	FP400	83	FSH-9682-100	120
FM40F40T	58	FP400F	83	FSH-9682-120	120
FM45F40T	58	FP450F	83	FSH-9682-130	120
FM6060F	58	FP475S	97	FSH-9682-150	120
FM60F60T	58	FP500A	97	FSH-9682-200	120
FM7610T	58	FP500B	97	FSH-9682-220	120
FN100NST	92	FP600F	83	FSH-9682-230	120
FN100S	92	FR3C4025	39	FSH-9682-250	120
FN150NST	92	FR3C6025	39	FSH-9682-300	120
FN150S	92	FR3C6025F	39	FSH-9682-350	120
FNB100NST	92	FRC4025-D	38	FSH-9682-400	120
FNB100S	92	FRC4025F-D	38	FSH-9682-420	120
FNB150NST	92	FRC6025	38	FSH-9682-430	120
FNB150S	92	FRC6025F	38	FSH-9682-450	120
FNB75GHT	92	FRC6025NYFD	38	FSH-9682-500	120
FNB75GHT-GD	98	FRV250	24	FSH-9682-520	120
FNB75S	92	FSH-9293-020	121	FSH-9682-530	120
FNBE150NST	92	FSH-9293-120	121	FSH-9682-550	120
FNBE150S	92	FSH-9293-220	121	FST250	151
FNG100NST	92	FSH-9293-420	121	FST250F	151
FNG100S	92	FSH-9293-520	121	FST300F	151
FNG150NST	92	FSH-9296-000	121	FST400F	151
FNG150S	92	FSH-9296-100	121	FST450F	151
FNPSO150F-30	140	FSH-9296-200	121	FST500F	151
FNPSO150F-70	140	FSH-9296-300	121	FST600F	151
FNPSO150S-30	140	FSH-9296-400	121	FSW1	102, 142
FNPSO150S-70	140	FSH-9296-500	121	FSW2	102, 142
FP150	83	FSH-9682-000	120	FWV15F15F	29
FP150F	83	FSH-9682-000B	120	FWV15S15S	29
FP150F-C	83	FSH-9682-000C	120	FWV25F15F	29
FP150F-D	88	FSH-9682-000NS	120	FWV25F25F	29
FP150F-P	83	FSH-9682-000Q	120		
FP250	83	FSH-9682-000W	120	G	

	Page #		Page #		Page #
		H620Y100RBS	117	HA20S15S	54
GAW	103	H620Y100UC	117	HA20S15T	54
GFN150	93	H620Y50RBS	117	HA20S25F	54
GFN150NST	93	H620Y50UC	117	HA20T25F	54
GNB75GHT	98	H625Y100RAF	117	HA2510	54
H360R50SZ	117	H625Y100RBF	117	HA2510F	54
H360Y100UC	117	H625Y100UC	117	HA2510T	54
H360Y50UC	117	H625Y50RAF	117	HA2510T-D	62
H420R50RBS	116	H625Y50RBF	117	HA2515	54
H420R50UC	116	H625Y50UC	117	HA2515F	54
H440Y100SZ	117	H630Y100RAF	117	HA2515F-D	62
H440Y100UC	117	H630Y100UC	117	HA2515T	54
H440Y50SZ	117	H630Y50RAF	117	HA2515T-D	62
H440Y50UC	117	H630Y50UC	117	HA2520	54
H450Y100SZ	117	HA1510	54	HA2520F	54
H450Y50SZ	117	HA1510F	54	HA2520T	54
H515R100RAF	116	HA1510T	54	HA2525	54
H515R100RAS	116	HA1515	54	HA2525ADP	75
H515R100RBF	116	HA1515ADP	75	HA2525F	54
H515R100UC	116	HA1515F	54	HA2525T	54
H515R50RAF	116	HA1515T	54	HA2530	54
H515R50RAS	116	HA1525F	54	HA2530F	54
H515R50RBF	116	HA1575	54	HA2530T	54
H515R50UC	116	HA1575T	54	HA2575T	54
H525R100RAF	116	HA1576	54	HA2576	54
H525R50RAF	116	HA1576-C	54	HA2576-D	62
H525R50RAS	116	HA1576-D	62	HA25NYC10T	60
H525R50RBF	116	HA15NYFD15T	60	HA25NYC15F	60
H525R50UC	116	HA15NYFD76	60	HA25NYC15T	60
H610Y100UC	117	HA15S10	54	HA25NYC20T	60
H610Y50RAF	117	HA15S10S	54	HA25NYC75T	60
H610Y50RAS	117	HA15S10T	54	HA25NYC76	60
H610Y50RBF	117	HA15S15F	54	HA25NYFD15F	60
H610Y50RBS	117	HA15S15T	54	HA25NYFD15NYFD	60
H610Y50UC	117	HA15S75	54	HA25NYFD15S	60
H615Y100RAF	117	HA15S75T	54	HA25NYFD15T	60
H615Y100RBF	117	HA15S76	54	HA25NYFD20T	60
H615Y100UC	117	HA15T15F	54	HA25NYFD25F	60
H615Y50RAF	117	HA15T15S	54	HA25NYFD75T	60
H615Y50RBF	117	HA2025F	54	HA25NYFD76	60
H615Y50UC	117	HA20S15F	54	HA25S10T	54

	Page #		Page #		Page #
HA25S15F	54	HR1610-4	138	M15-100UC	105
HA25S15S	54	HR1610-6	138	M15-25GAX	106
HA25S15T	54	HSR18	137	M15-25KAF	106
HA25S25F	54	HSR24	137	M15-25KAS	106
HA3015F	54	HSR25-24	137	M15-25UC	105
HA3025F	54	HSRC18	137	M15-50GAX	106
HA30F15S	54	HSRC24	137	M15-50KAF	106
HA30S25F	54	HSRC25-24	137	M15-50KAS	106
HA30S25S	54	HSRC26	137	M15-50RAF	105
HA30S25T	54	HTSW	102	M15-50RAS	105
HA4025F	54			M15-50RAT	105
HA4525F	54	I		M15-50UC	105
HC30143	155			M20100RAS	105
HD250F	17	IHC250F	88	M20100RAT	105
HD400F	17	IHC450F	88	M20-100UC	105
HD450F	17	IRC4025	38	M20-25GAX	106
HFN100	89	IRC4025F	38	M20-25KAS	106
HFN100NST	89	IRC4025G	38	M20-25UC	105
HFN150	89	IRC4025GF	38	M20-50GAX	106
HFN150NST	89	ISCS4025F	33	M20-50KAS	106
HFN150NYFD	89			M20-50RAS	105
HGB100NST	92	L		M20-50RAT	105
HGB100S	92			M20-50UC	105
HGCFB150NST	91	LHC400F-C	82	M25100RAF	105
HGCFB150S	91	LHC450F-C	82	M25100RAS	105
HGCFB250NST	91	LHC500F-C	82	M25100RAT	105
HGG100NST	92	LHC600F-C	82	M25-100UC	105
HGG100S	92	LHFS400F	75	M25-25GAX	106
HGV250	18	LHFS4045F	75	M25-25KAF	106
HGV250F	18	LHW	103	M25-25KAS	106
HGV250F-D	18	LLBV2515F	20	M25-25RAF	105
HGV250-H	18	LOCKINGDEVICE	81,161	M25-25RAS	105
HGVW250F	17	LOCKINGDEVICE6	81,161	M25-25UC	105
HGVW250NYFD	17			M25-50GAX	106
HGVW250-W	17	M		M25-50KAF	106
HH30145	155			M25-50KAS	106
HHTP	158	M10-100UC	105	M25-50RAF	105
HPFN150	89	M10-50UC	105	M25-50RAS	105
HPFN150NST	89	M15100RAF	105	M25-50RAT	105
HR1610	138	M15100RAS	105	M25-50UC	105
HR1610-3	138	M15100RAT	105	M30-100UC	105

	Page #		Page #		Page #
M30-25GAX	106	N5490-40F40FLR	160	NAPRAVGT250-65	6, 8
M30-25KAS	106	N5490-40F40FSR	160	NAPRAVGT250-70	6, 8
M30-25UC	105	N5490-45F45FLR	160	NAPRAVGT250-75	6, 8
M30-50GAX	106	N5490-50F50FLR	160	NAPRAVGT250-80	6, 8
M30-50KAS	106	N5490-50F50FSR	160	NAPRAVGT250-85	6, 8
M30-50UC	105	N5490-60F60FLR	160	NAPRAVGT250-95	8
M40-100UC	105	N5490-60F60FSR	160	NAPRVF250-55	6, 7
M40-25GAX	106	NAPRAV150F-15	6	NAPRVF250-60	6, 7
M40-25UC	105	NAPRAV150F-20	6	NAPRVF250-65	6, 7
M40-50GAX	106	NAPRAV150F-25	6	NAPRVF250-70	6, 7
M40-50UC	105	NAPRAV150F-30	6	NAPRVF250-75	6, 7
M60-25UC	105	NAPRAV150F-35	6	NAPRVF250-80	6, 7
M60-50UC	105	NAPRAV250F-55	6	NAPRVF250-85	6, 7
MD16181T	124	NAPRAV250F-60	6	NAPRVFT250-55	6, 8
MD20231T	124	NAPRAV250F-65	6	NAPRVFT250-60	6, 8
MD26287T	124	NAPRAV250F-70	6	NAPRVFT250-65	6, 8
MOC250F-C	46	NAPRAV250F-75	6	NAPRVFT250-70	6, 8
MOC250F-P	46	NAPRAV250F-80	6	NAPRVFT250-75	6, 8
MOC250NYC-P	46	NAPRAV250F-90	6	NAPRVFT250-80	6, 8
MOC250NYFD-P	46	NAPRAVF150-15	6	NAPRVFT250-85	6, 8
MOC300F-P	46	NAPRAVF150-20	6	NAPRVG250-55	6, 7
MOC3025F-C	46	NAPRAVF150-25	6	NAPRVG250-60	6, 7
MOC3025F-P	46	NAPRAVF150-30	6	NAPRVG250-65	6, 7
MOCA250F	32	NAPRAVF150-50	6	NAPRVG250-70	6, 7
MOCA250F-C	32	NAPRAVF250-55	6	NAPRVG250-75	6, 7
MOCA250F-P	32	NAPRAVF250-60	6	NAPRVGT250-55	6, 8
MRV250	24	NAPRAVF250-65	6	NAPRVGT250-60	6, 8
MS16168T	124	NAPRAVF250-70	6	NAPRVGT250-65	6, 8
MS16175T	124	NAPRAVF250-75	6	NAPRVGT250-70	6, 8
MS20225T	124	NAPRAVF250-80	6	NAPRVGT250-75	6, 8
MS26268T	124	NAPRAVF250-85	6	NAPRVGT250-80	6, 8
		NAPRAVGFT250-55	6, 8	NAPRVGT250-85	6, 8
		NAPRAVGFT250-60	6, 8	NCS-CB-590	157
		NAPRAVGFT250-65	6, 8	NCS-FDFS-25F	152
		NAPRAVGFT250-70	6, 8	NCS-FDFS-30F	152
N1615100RAQT	143	NAPRAVGFT250-75	6, 8	NCS-FDFS-40F	152
N5445-40F40F	160	NAPRAVGFT250-80	6, 8	NCS-FDFS-45F	152
N5445-50F50F	160	NAPRAVGFT250-85	6, 8	NCS-FDFS-50F	152
N5445-60F60F	160	NAPRAVGFT250-95	8	NCS-FDFS-60F	152
N5460-40F40F	160	NAPRAVGT250-55	6, 8	NCS-FDSTZ-25	152
N5460-50F50F	160	NAPRAVGT250-60	6, 8	NCS-FDSTZ-30	152
N5460-60F60F	160				

N

	Page #		Page #		Page #
NCS-FDSTZ-40	152	NF610Y50RAF	143	PKF13683	101
NCS-FDSTZ-50	152	NF610Y50RAS	113	PKF13684	101
NCS-FDSTZ-60	152	NF615-50RAQT	143	PKF13689	101
NCS-LL-25SZ	150	NF615Y100RAF	113	PKF14892	100
NCS-LL-30F	150	NF615Y100RAS	143	PKF16646-300FL	97
NCS-LL-30SZ	150	NF615Y50RAF	113	PKF17098	100
NCS-LL-40F	150	NF615Y50RAS	143	PKF18372NPSH-LT	99
NCS-LL-40SZ	150			PKF18372NST-LT	99
NCS-LL-45F	150	○		PKF19647NST-LT	99
NCS-LL-50F	150			PKF19652NST-LT	99
NCS-LL-50SZ	150	PAP250	87	PKF2310NPSH	99
NCS-LL-60F	150	PBC250	87	PKF2310NST	99
NCS-LL-60SZ	150	PFC250F	86	PKF2316NPSH	99
NCS-LLSJ-25SZF	150	PFC250U	86	PKF2316NST	99
NCS-LLSJ-25SZS	150	PFCW150	86	PKF23298	101
NCS-LLSJ-30FF	150	PFCW150F	86	PKF23299	101
NCS-LLSJ-30FS	150	PFCW200	86	PKF23303	101
NCS-LLSJ-30FS	150	PFCW250CFD	86	PKF23304	101
NCS-LLSJ-30SZF	150	PFCW250CSA	86	PKF2385	100
NCS-LLSJ-30SZS	150	PFCW250F	86	PKF2410	100
NCS-LLSJ-40FF	150	PFCW250F-Y	86	PKF24161	101
NCS-LLSJ-40FS	150	PFCW250NYC	86	PKF2448	100
NCS-LLSJ-40FS	150	PFCW250NYF	86	PKF25470	100
NCS-LLSJ-40SZF	150	PFCW250QST	86	PKF3566NPSH	99
NCS-LLSJ-40SZS	150	PFCW250WCT	86	PKF3566NST	99
NCS-LLSJ-45FF	150	PFCW300F	86	PKF3567NPSH	99
NCS-LLSJ-45FS	150	PFCW400F-Y	86	PKF3567NST	99
NCS-LLSJ-45FS	150	PFCW450F-Y	86	PKF7674NPSH	99
NCS-LLSJ-50FF	150	PFN4005F	141	PKF7674NST	99
NCS-LLSJ-50FS	150	PFN4005S	141	PKF8370NPSH	99
NCS-LLSJ-50FS	150	PFNB100S	92	PKF8370NST	99
NCS-LLSJ-50SZF	150	PFNB150NST	92	PKF8929NPSH	100
NCS-LLSJ-50SZS	150	PFNB150S	92	PKF8929NST	100
NCS-LLSJ-60FF	150	PHFA6	142	PKF9568	101
NCS-LLSJ-60FS	150	PHFA-B-A	142	PKF9569	101
NCS-LLSJ-60FS	150	PHW	103	PKF9571	101
NCS-LLSJ-60SZF	150	PKF0149	100	PKF9633	101
NCS-LLSJ-60SZS	150	PKF0186NST	97	PLUG150F-C	85
NF307Y50GHT-KIT	143	PKF02908	100	PLUG150S-C	85
NF610Y100RAF	143	PKF10648NST	99	PLUG250F-C	85
NF610Y100RAS	113	PKF13680	101	PLUG250S-C	85

	Page #		Page #		Page #
PLUG300F-C	85	PSNP300NYFD	162	R515100RAS/F	114
PLUG400F-C	85	PSW	102	R515-50CBF	115
PLUG450F-C	85	PSW-B	102	R515-50CBF/F	115
PLUG500F-C	85	PSW-Y	102	R515-50RAF	114
PLUG600F-C	85	PSW-Z	102	R515-50RAF/F	114
PN15	98	PTTF150F	141	R515-50RAS	114
PN15F	98	PTTF150S	141	R515-50RAS/F	114
POLYHA15S15F	62	PW15F15F	17	R515U100CBF	115
POLYHA2515	62	PW15S15S	17	R515U100CBF/F	115
POLYHA2515F	62	PW25F15F	17	R515U100RAF	114
POLYHA2520T	62	PW25F25F	17	R515U100RAF/F	114
POLYHA2576	62	PW615B100RBF	113	R515U100RAS	114
PP250F	87	PW615B100RBS	113	R515U100RAS/F	114
PPSO150F	140	PW615B50RBF	113	R515U50CBF	115
PPSO150S	140	PW615B50RBS	113	R515U50CBF/F	115
PRC	132	PW625B100RBF	113	R515U50RAF	114
PRC-SPANISH	132	PW625B100RBS	113	R515U50RAF/F	114
PRN150F	132	PW625B50RBF	113	R515U50RAS	114
PRN150F-C	132	PW625B50RBS	113	R515U50RAS/F	114
PRN250F	132			RD15193	125
PRN250F-C	132	Q		RD15193F	125
PRWB	132			RD15206	125
PSNP2503.03x7	47	QTF100S-F	144	RD15206F	125
PSNP2503.03x7	162	QTF100T-F	144	RD253	125
PSNP2503.06x6	47	QTF150F-F	144	RD253F	125
PSNP2503.06x6	162	QTF150T-F	144	REP250AS	40
PSNP2503.125x5	47	QTF75GHT-F	144	REP250AS-C	40
PSNP2503.125x5	162	QTM100S-F	144	REP250AS-P	40
PSNP2503.25x6	47	QTM100T-F	144	REP250HY	40
PSNP2503.25x6	162	QTM150F-F	144	REP250PT	40
PSNP250NST	47	QTM150T-F	144	REP250SP	40
PSNP250NST	162	QTM75GHT-F	144	REP250SP-C	40
PSNP250NYC	47	QTX150-F	144	REP250SP-P	40
PSNP250NYC	162			REP400AS	40
PSNP250NYFD	47	R		REP400AS/SP	40
PSNP250NYFD	162			REP400AS-C	40
PSNP250S	47	R515100CBF	115	REP400AS-P	40
PSNP250S	162	R515100CBF/F	115	REP400HY	40
PSNP300NST	47	R515100RAF	114	REP400SP	40
PSNP300NST	162	R515100RAF/F	114	REP400SP-C	40
PSNP300NYFD	47	R515100RAS	114	REP400SP-P	40

	Page #		Page #		Page #
REP600AS	40	RHA2510	55	RSFSA25F15T	72
REP600AS-C	40	RHA2510F	55	RSFSA25F20T	72
REP600AS-P	40	RHA2510T	55	RSFSA25F30T	72
REP600SP	40	RHA2515	55	RSM150F	70
REP600SP-C	40	RHA2515F	55	RSM150S	70
REP600SP-P	40	RHA2515F-C	55	RSM250F	70
RFC075	82	RHA2515T	55	RSM25F20T	70
RFC100	82	RHA2520F	55	RSM25F30T	70
RFC100F	82	RHA2520T	55	RSMSA250F	70, 72
RFC150	82	RHA2525	55	RSMSA25F15T	70, 72
RFC150F	82	RHA2525T	55	RSMSA25F20T	70, 72
RFC150F-C	82	RHA2530T	55	RSMSA25F30T	70, 72
RFC150F-P	82	RHA2576	55	RTW150	123
RFC200	82	RHA25S15	55	RTW151	123
RFC250	82	RHA25S15F	55	RV250	24
RFC250F	82	RHA25S25F	55	RWDGV250F	16
RFC250F-C	82	RHA25T25F	55	RWDGV3025F	16
RFC250F-P	82	RHA3025F	55		
RFC300F	82	RHS3075	154	S	
RFP150F	83	RIC150F	32		
RFP150F-C	83	RNB150NST	91	S15175	125
RFP250F	83	RNB150S	91	S15175F	125
RFP250F-C	83	RRH15168	125	S15181	125
RH16168	125	RRH15168F	125	S15181F	125
RH16168F	125	RS15175	125	S16168	124
RHA1510	55	RS15175F	125	S16168F	124
RHA1510F	55	RS15181	125	S16175	124
RHA1510T	55	RS15181F	125	S16175F	124
RHA1515	55	RS25281	125	S16181	124
RHA1515F	55	RS25281F	125	S16181F	124
RHA1515T	55	RS25287F	125	S20225	124
RHA1520	55	RSE45250F	159	S20225F	124
RHA1525F	55	RSE45250F-C	159	S25281	125
RHA1576	55	RSE90250F	159	S25281F	125
RHA15S10	55	RSE90250F-C	159	S25287	125
RHA15S10T	55	RSF150F	67	S25287F	125
RHA15S15F	55	RSF250F	67	S26268	124
RHA15S15T	55	RSF25F15T	67	S26268F	124
RHA15S75T	55	RSF25F20T	67	S26275	124
RHA15T15F	55	RSF25F30T	67	S26275F	124
RHA2025F	55	RSFSA250F	72	S26281	124

	Page #		Page #		Page #
S26281F	124	SF25F20T	67	SJBV540	27
S26287	124	SF25F20T-D	53, 69	SJBV550	27
S26287F	124	SF25F30T	67	SL075	92
S6175	20	SF25NYFD20T	67	SL075GHT	92
S6175-H	20	SF25NYFD30T	67	SL100	92
S6175S	20	SF300F	67	SL150	92
S7100	20	SF300F-C	67	SL150NST	92
S7100-15	20	SF300F-P	67	SLT10050	19
S7100-15S	20	SF300NYFD	67	SLT10050	156
S7337S	20	SF300NYFD-C	67	SM150F	70
SAWH	104	SF300NYFD-P	67	SM150F-D	53, 73
SBDV50	13	SF400F	67	SM150NYFD	70
SBDV75	13	SGP200	81	SM150S	70
SBV2525	26	SGP250	81	SM15S15F	70
SBV325	26	SGP300	81	SM200S	70
SBV425	26	SGP400	81	SM250F	70
SBV525	26	SGP500	81	SM250F-D	53, 73
SBV625	26	SGS150-NL	81	SM250NYC	70
SC150-NL	81	SGS200-NL	81	SM250NYFD	70
SC200-NL	81	SGS250-NL	81	SM250S	70
SC250-NL	81	SGS300-NL	81	SM25F15T	70
SC300-NL	81	SGS400-NL	81	SM25F20T	70
SC400ABS	81	SGS40-NL	81	SM25F20T-D	53, 73
SC400-NL	81	SGS500-NL	81	SM25F30F	70
SC500ABS	81	SGS600-NL	81	SM25F30T	70
SC500-NL	81	SGV150F	14	SM25F30T-D	53, 73
SC600-NL	81	SGV250F	14	SM400F	70
SCS4025F	33	SGV30-440	22	SM515W50RAF	112
SCS4025F-D	33	SGV30-450	22	SM515W50RAS	112
SCS4025NYFD	33	SGV30-540	22	SMB1525	81
SCVV400	13	SGV30-550	22	SMB450	81
SF150F	67	SGV440	22	SS418-C	40
SF150F-D	53, 69	SGV450	22	SS418-P	40
SF150S	67	SGV540	22	SS424-C	40
SF250F	67	SGV550	22	SS424-P	40
SF250F-C	67	SGVF150	14	SS618-C	40
SF250F-D	53, 69	SGVF250	14	SS618-P	40
SF250F-P	67	SIC250F	32	SSA30-440	80
SF250NYFD	67	SIC250F-C	32	SSA30-550	80
SF250S	67	SIC250F-P	32	SSV3-425	30
SF25F15T	67	SJBV440	27	SSV3-525	30

	Page #		Page #		Page #
SSV3-625	30	SWB-S-2	104	W	
SSV425	30	SWB-S-4	104		
SSV4-425	31	SWG300-4	157	WDGV150F	15
SSV4-525	31	SWRG80-250-4	157	WDGV150S	15
SSV4-625	31	SW-S400	104	WDGV250F	15
SSV525	30	SZW2	104	WDGV250NYFD	15
SSV625	30	SZW2-NL	104	WDGV251F	16
SSVJ440	31	T		WDGV3025F	16
SSVJ540	31			WDN150	89
SSVJ550	31	TCS4025F	35	WDN150NST	89
ST250	151	TCS4025F-NB	35	WHYD3025F	14
ST300	151	TCS4025F-SP	35	WHYD4025F	14
ST400	151	TCS6025F	35	WHYD4045F	14
ST500	151	TCS6025F-NB	35	WP2HAS-C	44
ST600	151	TCS6025F-SP	35	WP2HAS-P	44
STW100	123	TDV100	19	WP2H-ASSP-P	44
STW150	123	TDV100	156	WP2H-HY-C	44
STW151	123	TDV125	19	WP2H-HY-P	44
STW175	123	TDV125	156	WP2H-PT-C	44
STW250	123	TPG	75	WP2H-PT-P	44
STW251	123	TWGV25	157	WP2HSP-C	44
SW100F	123			WP2HSP-P	44
SW15	104	U		WP3HAS-C	44
SW150	123			WP3HAS-P	44
SW1530	104	UHGV250F	18	WP3HH-ASSP-C	44
SW20	104	UHGV250F-D	18	WP3HH-PT-C	44
SW200	123	UHGV250-W	18	WP3HH-PT-P	44
SW25	104	UPP250F	95	WP3HSP-C	44
SW250	47	UPP250S	95	WP3HSP-P	44
SW250	123, 162	UPPT	95	WP3HV-ASSP-P	44
SW30	104	UPPT125	95	WP3HV-PT-C	44
SW300F	47	UPPT150	95	WP3HV-PT-P	44
SW300F	123, 162	UPPT175	95	WPSH-ASSP-C	44
SW40	104	USW	102		
SW400F	123				
SW450F	123	V			
SW500F	123				
SW60	104	VMIL250	53		
SW600F	123	VMIL400	53		
SWB	104				
SWB-2	104				

LIMITED WARRANTY

DIXON FIRE (herein called "Dixon") warrants the products described herein and manufactured by Dixon to be free from defects in material and workmanship for a period of one (1) year from date of shipment by Dixon, under normal use and service. Its sole obligation under this warranty being limited to repairing or replacing, as hereinafter provided, at its option any product found to Dixon's satisfaction to be defective upon examination by it, provided that such product shall be returned for inspection to Dixon's factory within three (3) months after discovery of the defect. The repair or replacement of defective products will be made without charge for parts or labor. This warranty will not apply to: (a) parts or products not manufactured by Dixon, the warranty of such items being limited to the actual warranty extended to Dixon by its supplier; (b) any product that has been subject to abuse, negligence, accident or misapplication; (c) any product altered or repaired by others than Dixon; and (d) normal maintenance services and the replacement of service items (such as washers, gaskets and lubricants) made in connection with such services.

To the extent permitted by State law, this limited warranty shall extend only to the buyer and any other person reasonably expected to use or consume the goods who is injured in person by the breach of the warranty. No rights or warranties shall extend to any other person. No action may be brought against Dixon for an alleged breach of warranty unless such action is instituted within one (1) year from the date the cause of action occurs. This limited warranty shall be construed and enforced to the fullest extent allowable by applicable State law.

Other than the obligation of Dixon expressly set forth herein, Dixon disclaims all warranties, expressed or implied, including but not limited to any implied warranties of merchantability or fitness for a particular purpose, and any other obligation or liability. The foregoing constitutes Dixon's sole obligation with respect to damages, whether direct, incidental or consequential, resulting from the use or performance of the product.

Prices are subject to change without prior notice.

NOTE: Reasonable care has been taken in preparing this catalog. Dixon Fire, a division of Dixon Valve & Coupling Company, reserves the right to make corrections and any dimensional changes.

A Brass Valves & Wyes
pages 6-20

B Aluminum Valves & Wyes
pages 21-31

C Connections
pages 32-47

D Brass and Aluminum
Adapters
pages 48-75

E Storz
pages 76-81

F Caps & Plugs
pages 82-88

G Nozzles
pages 89-101

H Wrenches & Tools
pages 102-104

I Hose
pages 105-118

J Suction Hose &
Accessories
pages 119-121

K Hose Couplings
pages 122-131

L Racks & Reels
pages 132-138

M Forestry Fire
pages 139-144

N Dry Hydrants &
Strainers
pages 145-154

O Specialties
pages 155-164

P Technical
pages 165-171

Q Index
pages 172-190

dixonfire.com

Customer Service:
877.712.6179

call or click for your nearest branch

Stay connected with Dixon on:



The Right Connection™

Dixon Powhatan

800 High Street
Chestertown, MD 21620
Customer Service: 877.712.6179
Fax: 800.283.4966

Dixon Northline

6350-5 Netherhart Road
Mississauga, Ontario, Canada
L5T 1B8
Customer Service: 800.786.9697
Fax: 905.564.8822

dixonvalve.com



customer service

