

<p>PNEUMATIC steel • brass</p>  <p>A-Series <i>Astronautic</i> page 55</p>	<p>HYDRAULIC steel</p>  <p>AG-Series <i>Agricultural</i> page 79</p>	<p>PNEUMATIC brass</p>  <p>BR-Series <i>Rectus '21'</i> page 53</p>	<p>PNEUMATIC steel • brass</p>  <p>CJ-Series <i>CEJN 320/410</i> page 31</p>	<p>HYDRAULIC brass</p>  <p>CM-Series <i>Mold Coolant</i> page 146</p>
<p>HYDRAULIC steel</p>  <p>CVV-Series <i>Euro-Threaded</i> page 134</p>	<p>PNEUMATIC steel • brass • 303ss</p>  <p>DF-Series <i>MIL-C-4109F</i> page 12</p>	<p>HYDRAULIC steel • brass • 303ss</p>  <p>E-Series <i>Straight-Thru</i> page 138</p>	<p>HYDRAULIC steel</p>  <p>EA-Series <i>Water Blast</i> page 144</p>	<p>HYDRAULIC steel • brass • 303ss • 316ss</p>  <p>H-Series <i>ISO7241-B</i> page 60</p>
<p>HYDRAULIC steel • brass • 303ss</p>  <p>HS-Series <i>ISO7241-B Steam</i> page 71</p>	<p>HYDRAULIC steel • 316ss</p>  <p>HT-Series <i>ISO16028</i> page 102</p>	<p>PNEUMATIC steel • brass</p>  <p>J-Series <i>Truflate</i> page 22</p>	<p>HYDRAULIC steel</p>  <p>K-Series <i>ISO7241-A</i> page 74</p>	<p>PNEUMATIC steel • brass</p>  <p>L-Series <i>Lincoln</i> page 37</p>
<p>PNEUMATIC steel • brass</p>  <p>M-Series <i>ARO 210-310</i> page 27</p>	<p>PNEUMATIC steel • brass • 303ss</p>  <p>N-Series <i>Bowes / Dixlock</i> page 41</p>	<p>PNEUMATIC steel</p>  <p>NK-Series <i>Japanese Industrial</i> page 51</p>	<p>PNEUMATIC steel • brass • 303ss</p>  <p>P-Series <i>Thor / Dual-Lock</i> page 48</p>	<p>HYDRAULIC steel</p>  <p>PD-Series <i>ISO15171-1 Test</i> page 116</p>
<p>PNEUMATIC brass</p>  <p>SCV-Series <i>Pneumatic Safety</i> page 58</p>	<p>PNEUMATIC steel • aluminum</p>  <p>SHD-Series <i>Schrader</i> page 34</p>	<p>HYDRAULIC steel • 316ss</p>  <p>ST-Series <i>Snap-Tite '71'</i> page 110</p>	<p>HYDRAULIC steel • 316ss</p>  <p>T-Series <i>Enerpac Style</i> page 131</p>	<p>HYDRAULIC steel</p>  <p>TR-Series <i>TEMA Style</i> page 100</p>
<p>PNEUMATIC steel • brass • 303ss</p>  <p>U-Series <i>Universal Air</i> page 39</p>	<p>HYDRAULIC steel • brass • 316ss</p>  <p>V-Series <i>Snap-Tite 'H/IH'</i> page 83</p>	<p>HYDRAULIC steel • 303ss</p>  <p>VEP-Series <i>Stucchi VEP</i> page 118</p>	<p>HYDRAULIC steel • brass • 303ss</p>  <p>W-Series <i>Wingstyle</i> page 121</p>	<p>HYDRAULIC steel • 316ss</p>  <p>WS-Series <i>Snap-Tite '75'</i> page 125</p>

General Product Information

A-Series	AG-Series	BR-Series	CJ-Series	CM-Series	CVV-Series	DF-Series	E-Series	EA-Series	H-Series	HS-Series	HT-Series	J-Series	K-Series	L-Series	M-Series	N-Series	NK-Series	P-Series	PD-Series	SCV-Series	SHD-Series	ST-Series	T-Series	TR-Series	U-Series	V-Series	VEP-Series	W-Series	WS-Series	Main Multiplier	
55	79	53	31	146	134	12	138	144	60	71	102	22	74	37	27	41	51	48	116	58	34	110	131	100	39	83	118	121	125	Page	
	✓		✓	✓	✓	✓	✓	✓	✓	✓	✓	✓	✓	✓	✓	✓	✓	✓	✓	✓	✓	✓	✓	✓	✓	✓	✓	✓	✓	Manual	
✓	■	✓	✓	✓	✓	✓	✓	✓	✓	✓	✓	✓	✓	✓	✓	✓	✓	✓	✓	✓	✓	✓	✓	✓	✓	✓	✓	✓	✓	Automatic	
◆				◆		◆	◆	✓	◆	◆	✓	◆	◆			■						◆		✓		◆				Sleeve-Lock	
✓		✓		✓		✓	✓		✓	✓	✓	✓	✓	✓	✓		✓		✓				✓	✓	✓	✓	✓	✓	✓	1/8"	
✓	✓		✓	✓	✓	✓	✓		✓	✓	✓	✓	✓	✓	✓		✓		✓	✓	✓	✓	✓	✓	✓	✓	✓	✓	✓	1/4"	
	✓			✓	✓	✓	✓	✓	✓	✓	✓	✓	✓	✓	✓	✓	✓	✓	✓	✓	✓	✓	✓	✓	✓	✓	✓	✓	✓	✓	3/8"
	✓			✓	✓	✓	✓	✓	✓	✓	✓	✓	✓	✓	✓	✓	✓	✓	✓	✓	✓	✓	✓	✓	✓	✓	✓	✓	✓	✓	1/2"
	✓			✓	✓	✓	✓	✓	✓	✓	✓	✓	✓	✓	✓	✓	✓	✓	✓	✓	✓	✓	✓	✓	✓	✓	✓	✓	✓	✓	5/8"
	✓			✓	✓	✓	✓	✓	✓	✓	✓	✓	✓	✓	✓	✓	✓	✓	✓	✓	✓	✓	✓	✓	✓	✓	✓	✓	✓	✓	3/4"
	✓			✓	✓	✓	✓	✓	✓	✓	✓	✓	✓	✓	✓	✓	✓	✓	✓	✓	✓	✓	✓	✓	✓	✓	✓	✓	✓	✓	1"
	✓			✓	✓	✓	✓	✓	✓	✓	✓	✓	✓	✓	✓	✓	✓	✓	✓	✓	✓	✓	✓	✓	✓	✓	✓	✓	✓	✓	1-1/4"
	✓			✓	✓	✓	✓	✓	✓	✓	✓	✓	✓	✓	✓	✓	✓	✓	✓	✓	✓	✓	✓	✓	✓	✓	✓	✓	✓	✓	1-1/2"
	✓			✓	✓	✓	✓	✓	✓	✓	✓	✓	✓	✓	✓	✓	✓	✓	✓	✓	✓	✓	✓	✓	✓	✓	✓	✓	✓	✓	2"
	✓			✓	✓	✓	✓	✓	✓	✓	✓	✓	✓	✓	✓	✓	✓	✓	✓	✓	✓	✓	✓	✓	✓	✓	✓	✓	✓	✓	2-1/2"
✓		✓	✓	✓	✓	✓	✓	✓	✓	✓	✓	✓	✓	✓	✓	✓	✓	✓	✓	✓	✓	✓	✓	✓	✓	✓	✓	✓	✓	✓	Poppet
✓		✓	✓	✓	✓	✓	✓	✓	✓	✓	✓	✓	✓	✓	✓	✓	✓	✓	✓	✓	✓	✓	✓	✓	✓	✓	✓	✓	✓	✓	Tube
	✓										✓									✓			✓								Ball
✓		✓	✓	✓	✓	✓	✓	✓	✓	✓	✓	✓	✓	✓	✓	✓	✓	✓	✓	✓	✓	✓	✓	✓	✓	✓	✓	✓	✓	✓	No-Spill
✓	✓		✓	✓	✓	✓	✓	✓	✓	✓	✓	✓	✓	✓	✓	✓	✓	✓	✓	✓	✓	✓	✓	✓	✓	✓	✓	✓	✓	✓	Single Shutoff
◆	◆			✓		◆	✓	✓	◆	◆	✓	◆	◆			✓		✓			✓	✓	✓	✓	✓	✓	✓	✓	✓	✓	Double Shutoff
◆	◆			✓		◆	✓	✓	◆	◆	✓	◆	◆			✓		✓			✓	✓	✓	✓	✓	✓	✓	✓	✓	✓	Unvalved
■	✓		■	■	✓	■	■	✓	■	■	✓	■	■	■	■	■	✓	■	■	✓		✓	✓	■	✓	■	✓	■	✓	✓	Steel
✓		✓	✓	✓		✓	✓		■	■	✓	■	■	■	■	■	✓	■	■	✓		✓	✓	■	✓	■	✓	■	✓	✓	Brass
						■	■		■	■	■					■		■					■	■						■	303 SS
✓	✓	✓	✓	✓		✓	✓	✓	✓	✓	✓	✓	✓	✓	✓	✓	✓	✓	✓	✓		✓	✓	✓	✓	✓	✓	✓	✓	✓	316 SS
	✓	✓	✓	✓	✓		✓	✓	✓	✓	✓	✓	✓	✓	✓	✓	✓	✓	✓	✓		✓	✓	✓	✓	✓	✓	✓	✓	✓	Balls
✓				✓							✓					✓						✓					✓	✓	✓	✓	Threaded
✓	✓	✓	✓	✓	✓	✓	✓	✓	✓	✓	✓	✓	✓	✓	✓	✓	✓	✓	✓	✓	✓	✓	✓	✓	✓	✓	✓	✓	✓	✓	Other
✓	✓	✓	✓	✓	✓	✓	✓	✓	✓	✓	✓	✓	✓	✓	✓	✓	✓	✓	✓	✓	✓	✓	✓	✓	✓	✓	✓	✓	✓	✓	Nitrile
							◆	◆	◆				◆									◆				◆				◆	Cold Nitrile
							◆	◆	◆		◆		◆									◆				◆				◆	Fuel Nitrile
							◆	◆	◆		◆		◆									◆				◆				◆	FDA Nitrile
◆							◆	◆	◆		◆		◆			◆						◆	◆			◆				◆	FKM
◆							◆	◆	◆		◆		◆			◆						◆	◆			◆				◆	FDA FKM
							◆	◆	◆		◆		◆			◆						◆				◆				◆	EPDM
							◆	◆	◆		◆		◆			◆						◆				◆				◆	FDA EPDM
							◆	◆	◆		◆		◆			◆						◆				◆				◆	Steam EPDM
							◆	◆	◆		◆		◆			◆						◆				◆				◆	Aflas®
							◆	◆	◆		◆		◆			◆						◆				◆				◆	Neoprene
				✓			◆	◆	◆		◆		◆			◆						◆				◆				◆	Silicone
							◆	◆	◆		◆		◆			◆						◆				◆				◆	Fluorosilicone
							◆	◆	◆		◆		◆			◆						◆				◆				◆	Urethane
							◆	◆	◆		◆		◆			◆						◆				◆				◆	Kalrez®
✓	✓	✓	✓	✓	✓	✓	✓	✓	✓	✓	✓	✓	✓	✓	✓	✓	✓	✓	✓	✓	✓	✓	✓	✓	✓	✓	✓	✓	✓	✓	PTFE/Silicone
✓		✓	✓	■	✓	✓	✓	✓	■	✓	■	✓	✓	✓	✓	✓	✓	✓	✓	✓	✓	✓	✓	✓	✓	✓	✓	✓	✓	✓	NPTF Female
	■	✓	✓		✓	■	✓		✓	✓	✓	✓	✓	✓	✓	✓	✓	✓	✓	✓	■	✓	■	✓	✓	✓	✓	✓	✓	✓	NPTF Male
	✓				■				■		✓	✓	✓								■		✓			■	✓	✓	■	✓	BSP Female
									■		✓	✓	✓									✓					■	✓	■	✓	BSP Male
	✓				■				■		✓	✓	✓									✓				✓	✓	■	✓	Female ORB	
											■	■	■									■								■	Male ORB
											■	■	■									■								■	JIC Male
											■	■	■									■								■	JIC Bulkhead
✓		✓	✓	■	✓	✓	✓				✓	✓	✓			✓	✓	✓	✓	✓	✓	✓	✓	✓	✓	✓	✓	✓	✓	✓	Hose Barb
✓			■	■	■	■	■				■	■	■			■	■	■	■	■	■	■	■	■	■	■	■	■	■	■	Push-Loc
✓																															Reusable

Standard Program Offering ✓

Available As Standard On Some Items ■

Optional ◆

Be Safe When Selecting Quick Couplings!



All quick disconnect couplings should be viewed as potential hazards that can cause property damage, personal injury or even death if used or installed improperly! Improper use includes selecting a product unsuitable for your application, installing or using the product incorrectly and ignoring signs of imminent failure or mis-use. Failure may result in explosive propulsion of components, rapid expulsion of hazardous media, and failure or unintentional movement of a fluid powered component.

Proper Selection of Quick Disconnect Couplings

The very properties that make a compressed media useful in almost every area of modern life can also make them dangerous when mishandled. Dixon quick disconnect couplings have been carefully engineered to meet specific industry requirements while maintaining abundant safety margins. If quick disconnect couplings are not used in the correct applications or are incorrectly applied, accidents and downtime can result. It is up to the end user to inform the distributor of the application and pressures involved when ordering quick disconnect couplings and it is up to the distributor to supply the right coupling for the application.

The use of S.T.A.M.P.E.D. will help in the proper selection of quick disconnect coupling products. When in doubt, Dixon Quick Coupling will provide information, including test results (if available), coupling recommendations and other data to help resolve quick disconnect coupling related issues.

S.T.A.M.P.E.D. Questions and Selection Process

Size

Couplings should be selected to handle the flow and pressure requirements of the system. Excessive pressure drop will result in restricted flow, slower actuation, higher fluid velocity, heat generation and eventually a breakdown of fluids, seals and components.

1. What size coupler is required?
2. What is the maximum allowable pressure drop for the application?
3. Are there any size restrictions due to a 'tight-spot' installation?

Temperature

Media and ambient temperatures must be limited to the specific operating parameters of the selected sealing materials. Excessive cold will reduce sealing capability while excessive heat can cause the premature breakdown of body and valve seals.

1. What is the media/fluid temperature?
2. What is the ambient temperature?
3. Are there any 'flash' heat or fire sources near the connection?

Application

Quick coupling interchangeability is a key issue that needs to be closely reviewed. There are several instances where non-interchangeable couplers and nipples may connect. This is very dangerous and these couplings should never be pressurized. Be sure to match like series couplers and nipples!

1. Is an industry interchange coupler required?
2. What are the functional requirements of the coupling?
3. Have there been any problems with other couplings in this application?

Media

Quick disconnect couplings are available with a variety of body materials and seal options. Exposure to harsh and corrosive operating environments may reduce service life. Several quick couplings spill fluid upon disconnection which may be a safety concern!

1. Which seal and body materials are compatible with the system fluid?
2. Is air inclusion, system contamination or fluid loss a concern?
3. Is this fluid dangerous to the operator?

Pressure

During the selection process, the published working pressure of the coupling must be equal to or greater than the maximum system pressure. Surge pressures in a fluid power system, higher than the rated pressure, will shorten the service life of the coupling.

1. Is the pressure 'Static' or 'Dynamic'?
2. What is the maximum operating pressure required for the application?
3. Are there any pressure spikes in the system?

Ends

Many end configurations are available and each one has specific operating parameters. For example, the working pressure of couplings utilizing Hose Barb or Collar Hose Barb end connections may be dramatically reduced. In if doubt, test under controlled conditions for suitability to the application.

1. What end configuration and size is required? (Male Threaded, Female Threaded, or Hose Barb)
2. Does the chosen end configuration support the application parameters and system pressure?
3. What is the ideal valving configuration? (Single Shut-off, Double Shut-off, or Unvalved)

Details

Forgotten or missed application details can cause a failure if not properly addressed! Be meticulous in the assessment of your application to ensure that all parameters are considered in the selection of the proper quick disconnect coupling.

1. Are there any side-load, vibration or swivelling problems associated with the application?
2. Does the coupling require a safety sleeve-lock mechanism?
3. Are there any environmental concerns that need to be addressed?

Be Safe When Selecting Quick Couplings!

! Quick disconnect couplings can fail without warning! Prior to the operation of quick coupling products, be sure to inspect and replace worn out fittings and safety devices. If a leak is detected during operation, release the pressure from the circuit before investigating the cause of the fluid leak. Do not use your fingers or skin to check for leaks, high pressure leaks of fluids can easily penetrate the skin and can cause serious injury or death.

Safe Quick Coupling Practices



1. Always wipe the coupling cavities and faces clean before connecting a coupling.
2. Connect coupling before installation to ensure that it works properly.
3. Always check the body seals before connecting a coupling.
4. Shut-off power source before connecting a coupling.
5. Always install a safety check valve on a pneumatic line and/or compressor.
6. Always use a safety cable on large air lines (½" lines and larger).
7. Always use a whip hose on hydraulic or air tools.
8. Use dust caps or plugs when couplings are not in use.
9. If the locking sleeve is inoperable, check the safety lock.
10. Wear eye protection while connecting or disconnecting a coupling.

Unsafe Quick Coupling Practices



1. Never hit coupling valves to release trapped pressure.
2. Never leave couplings in the path of moving equipment.
3. Never use couplings near a welder, flash heat, or fire / flame sources.
4. Never use API modified sealants or over apply PTFE tape during installation.
5. Use care if you must install quick couplings onto black iron pipe.
6. Never hit a coupling sleeve with a hammer or blunt object.
7. Never overtighten a coupling connection.
8. Never rotate a quick disconnect coupling under pressure.
9. Do not overpressurize quick disconnect couplings.
10. Never use a hose with a quick disconnect coupling to lift a tool.

OSHA Regulations Ensure Operator Safety



Safety Cables



Safety Check Valves

Standard - 29 CFR, 1926.302 (partial):

(b)(1) Pneumatic power tools shall be secured to the hose or whip by some positive means to prevent the tool from becoming accidentally disconnected.

(b)(2) Safety Clips or retainers shall be securely installed and maintained on pneumatic impact (percussion) tools to prevent attachments from being accidentally expelled.

(b)(4) Compressed air shall not be used for cleaning purposes except where reduced to 30 PSI and then only with effective chip guarding and personal protective equipment which meets the requirements of Subpart E of this part. The 30 PSI requirement does not apply for concrete form, mill scale and similar cleaning purposes.

(b)(5) The manufacturer's safe operating pressure for hoses, pipes, valves, filters and other fittings shall not be exceeded.

(b)(6) The use of hoses for hoisting or lowering tools shall not be permitted.

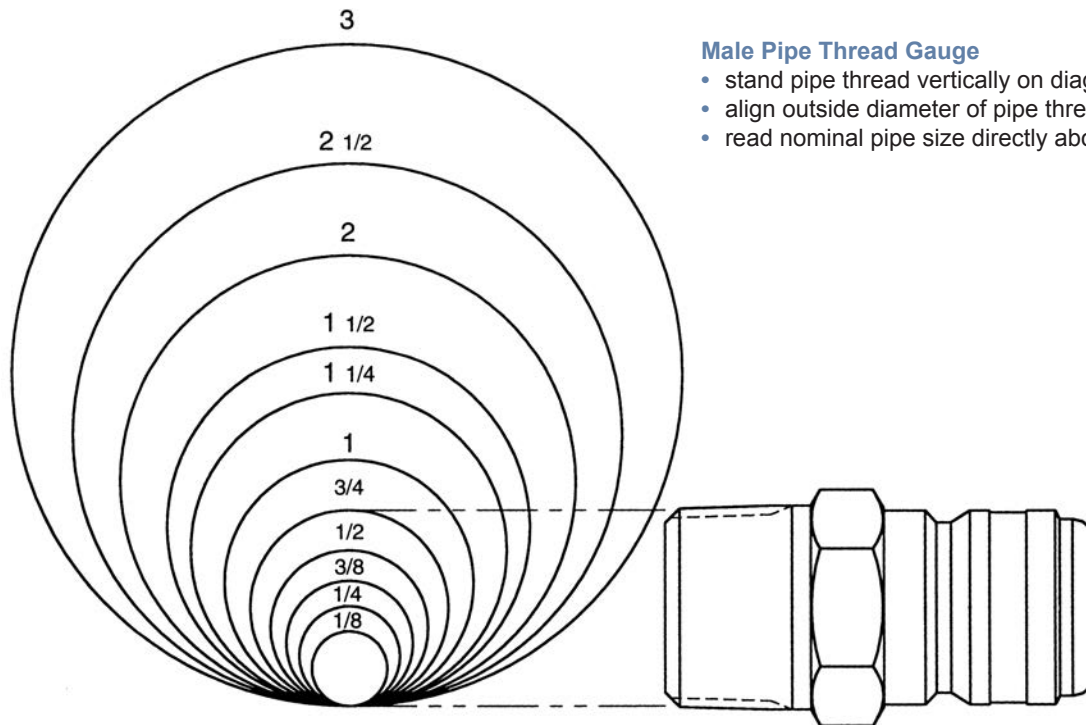
(b)(7) All hoses exceeding ½" inside diameter shall have a safety device at the source of supply or branch line to reduce pressure in case of hose failure.

Standard - 29 CFR, 1926.603 (partial):

(a)(9) Steam hose leading to a steam hammer or jet pipe shall be securely attached to the hammer with an adequate length of at least ¼" diameter chain or cable to prevent whipping in the event the joint at the hammer is broken. Air hammer hoses shall be provided with the same protection as required for steam lines.

(a)(10) Safety chains, or equivalent means, shall be provided for each hose connection to prevent the line from thrashing around in case the coupling becomes disconnected.

Male / Female Pipe (NPTF) Thread Identification



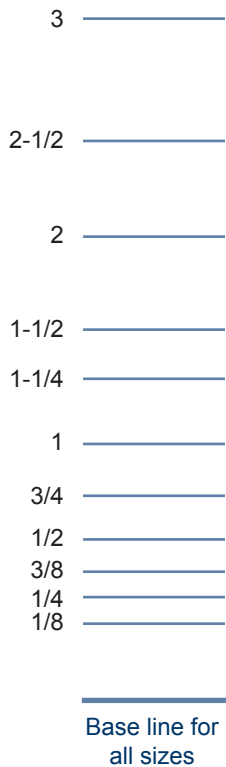
Male Pipe Thread Gauge

- stand pipe thread vertically on diagram
- align outside diameter of pipe thread with matching circle
- read nominal pipe size directly above circle

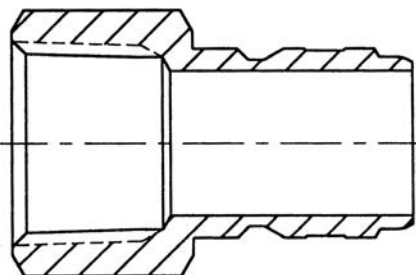
Example: 3/4 male pipe
(Dixon end size = 6)

Female Pipe Thread Gauge

- hold pipe thread against scale on edge of page
- align one side of pipe thread with illustration base line
- read nominal pipe size directly from scale



Nominal Pipe Size (inches)	Dixon End Size	Nominal Thread Size (inches)	Nominal Pipe Size (inches)
1/8	1	1/8 - 27	0.41
1/4	2	1/4 - 18	0.54
3/8	3	3/8 - 18	0.68
1/2	4	1/2 - 14	0.84
3/4	6	3/4 - 14	1.05
1	8	1-11-1/2	1.32
1-1/4	10	1-1/4 - 11-1/2	1.66
1-1/2	12	1-1/2 - 11-1/2	1.90
2	16	2 - 11-1/2	2.38
2-1/2	20	2-1/2 - 8	2.88
3	24	3 - 8	3.50



Example: 3/4 female pipe
(Dixon end size = 6)

Glossary of Quick Coupling Terms

Absolute Pressure: A measure of pressure having its zero point at atmospheric pressure. For example, the sum of atmospheric and gauge pressure would be absolute pressure (PSIA). For vacuum, it is expressed in inches of mercury.

Accidental Disconnection: Disconnection of a coupling while in operation due to failure of the coupling mechanism (a.k.a. unintentional disconnection).

Accumulator: A container in which fluid is stored under pressure as a source of reserve fluid power.

Aeration: Air in a fluid

Air Inclusion: The air forced into the system during the connection of a quick disconnect coupling.

Atmospheric Pressure: Pressure exerted by the atmosphere at any specific location. Sea level pressure is approximately 14.7 PSI.

Backpressure: Refers to pressure existing on the discharge side of a system.

Bar: An international standard unit of pressure equal to 100,000 Pascals, approximately 14.5 PSI.

Blind-Mate: A coupling that can be automatically connected without human intervention and without visibility.

Break-Away: Automatic disconnection of a coupling when an axial separation force is applied.

Brinelling: Dimples or grooves worn into the shoulder of a male half by locking balls in the female half. This is terminology stemming from a test that is done to evaluate the hardness of metals. Swedish metallurgist, Johan August Brinell (1849-1925), developed a hardness test that measures the relative hardness of metals and alloys by forcing a 10 mm hard steel ball into a test piece with a 3000 kg load for 30 seconds. After completion of the test, the surface area of the resulting indentation was measured.

Burst Pressure: The pressure at which a device loses the capability to retain pressure.

Case Hardening: Hardening the entire surface of a low carbon steel to a specific depth.

Cavitation: A localized gaseous condition within a liquid stream which occurs where the pressure is reduced to the vapor pressure.

Charge Pressure: The pressure at which replenishing fluid is forced into the hydraulic system (above atmospheric pressure).

Check Valve: A valve which permits flow of media in one direction only.

Cold Flow: Continued deformation under load.

Connect Under Pressure: The ability to connect coupling halves with internal line pressure applied to either both sides or one side.

Contamination: Any material foreign to a media that has a harmful effect on its performance in a system.

Coupling, Female Half: a.k.a. coupler, socket, receiver

Coupling, Male Half: a.k.a. nipple, plug, adapter

Coupling, Quick Disconnect: A component which can quickly join or separate a fluid line without the use of tools or special devices.

Differential Pressure: (DP) The difference in pressure between any two points of a system or a component, also known as Delta-P or pressure drop.

Drybreak Coupling: A coupling that allows connection and disconnection without spillage or air inclusion (a.k.a. flush face, flat face, no-spill)

Double-Acting Sleeve: Permits push-to-connect and pull-to-connect convenience when female half is mounted on the sleeve.

Dust Cap: Dust or dirt repelling enclosure for the nipple.

Dust Plug: Dust or dirt repelling enclosure for the coupler.

Dynamic Pressure: Pressure that, once it is released, is able to be immediately replenished.

Flow Checking: Occurs when a valve closes during flow conditions, such as when quickly lowering a heavy implement (a.k.a. check off, back checking, lock-up).

Flush Position (valve): A no-spill valve that allows connection and disconnection without spillage or air inclusion. (a.k.a. flush face, drybreak, no-spill).

Force to Connect: Axial and/or rotational force required to make a complete connection.

Force to Disconnect: The reverse of the above.

GPM: Acronym for Gallons Per Minute, a measure of flow.

Leakage: The media that is unintentionally released from a coupling due to component failure or retention weaknesses.

LPM: Acronym for Liters Per Minute, a measure of flow.

Induction Hardening: Hardening of a localized area of medium or high carbon steel.

Operating Pressure: The pressure at which a system is operated (a.k.a. working pressure).

Peak Pressure: Maximum momentary pressure encountered in the operation of a component (a.k.a. pressure spike, surge pressure)

Pressure Cap: A cap which incorporates a seal capable of withstanding the rated pressures on the male half.

Pressure Impulse Test: Subjecting a component to a specified pressure at a specific rate of increase or decrease for a specified time limit and cycle.

Proof Pressure: The nondestructive test pressure in excess of the maximum rated operating pressure, generally 1.5 times the standard operating pressure.

PSI: Acronym for Pounds Per Square Inch, a measure of pressure.

Push to Connect: Locking arrangement which permits one handed connection by pushing the nipple into the coupler (a.k.a. automatic sleeve, automatic collar, automatic connection).

Rotation: The act of spinning the coupler and nipple in opposite directions in a continuous manner beyond 360°.

Single Acting Sleeve: Making connection requires manually pulling female sleeve back, inserting the male tip (a.k.a. semi-auto sleeve, manual sleeve)

Sleeve Lock: A coupling arrangement that provides an additional lock which must be actuated before locking sleeve can be retracted (a.k.a. pin-lock, locking sleeve).

Spillage: The fluid released from the system due to disconnection of a quick disconnect coupling. This is the fluid trapped between the mating seal and the valve seal of the coupling halves.

Static Pressure: Pressure that, once released, is not able to be immediately replenished.

Surge Flow: A rapid increase in fluid flow.

Swivel: The act of spinning the coupler and nipple in opposite directions to a degree that is less than 360°.

Thermal Build-Up: Pressure caused by expansion of a media due to heat from an external source such as sunlight (a.k.a. thermal expansion).

Trapped Pressure: Pressurized fluid trapped behind a closed coupling valve.

Turbulence: Is the condition where the media does not move smoothly parallel to the flow direction. Turbulent flow is caused by abrupt changes in direction, changes of cross-section, or by high velocity. The result is increased friction, which generates heat, decreases operating pressure and wastes power.

Twist Lock: A locking arrangement which requires a rotational actuation to unlock the mating halves.

Vacuum: Partially or completely exhausted of air, gas or other media to create a negative pressure. Theoretically, a perfect vacuum would be measured as 30 inches of mercury, but that is unattainable. The true perfect vacuum is 29.7 inches of mercury.

Be Safe When Installing Quick Couplings!

⚠ All quick disconnect couplings should be viewed as potential hazards that can cause property damage, personal injury or even death if used or installed improperly!

Couplings should be installed in a location that will allow easy operation of the coupling and accessibility for all necessary installation tools. Care should be given to consider operator safety, especially if spillage upon disconnection could result in fluid ignition or skin and eye irritation.

Only apply wrenches to the hex or machined wrench flats that are provided for assembly purposes, nowhere else. Never clamp on the sleeve of the coupler or the nose of the nipple, this will cause distortion and/or damage.

Finally, always test quick coupling installations before putting into operation by pressurizing the unit to 150% of the working pressure in an enclosed/protective environment.


Installation of Tapered Thread Connections (NPTF)

The seal for NPTF threads is created by the metal-to-metal contact between the roots and crests of the male and female threads. Too much PTFE tape, or pairing liquid sealant with PTFE tape may cause distortion, poor thread engagement, or cracking of the coupling during assembly.

The total number of tapered threads engaged should be between 3½ to 6. Any number of threads outside this range may indicate either under or over tightening of the joint or out of tolerance threads. After assembly of a NPTF thread connection, always proof-test the connection before operating the system. If the joint proves to be inadequately tightened during proof-pressure testing, tighten it further in 1/8 turn increments until a reliable seal is attained (do not exceed 3 T.F.F.T!)



Apply 1½ to 2 wraps of PTFE tape, starting one or two threads from the lead edge, in a clockwise direction. For 316 stainless steel, be sure to use stainless grade tape.



Check threads to make sure there is no obvious damage on either half and that tape is properly installed. Align male and female threaded connections and carefully begin threading the two halves together.



Finger tighten the connection and create a reference mark on the hex of the hose end/adaptor and the coupling. This mark will help identify the number of revolutions during the next step in the procedure.




With even and smooth force applied, wrench tighten according to the 'Turns From Finger Tight' (T.F.F.T.) values listed below. **DO NOT OVERTIGHTEN!**

SAE Size	NPTF Thread Size	T.F.F.T
-4	1/4" - 18	2
-6	3/8" - 18	2
-8	1/2" - 14	2
-12	3/4" - 14	1.5
-16	1" - 11 1/2	1.5

Be Safe When Installing Quick Couplings!

Installation of O-Ring Boss (ORB) Connections



1
Lightly lubricate the O-Ring on the adapter and thread it into the coupling. Hand-tighten, ensuring that the O-Ring is not pinched during installation.



2
Wrench tighten the connection to the appropriate torque specification, as shown in the chart below.

SAE Size	Thread Size	Torque Nm	Torque lb-ft
-4	7/16"-20	18-20	13-15
-6	9/16"-18	29-33	22-24
-8	3/4"-16	49-53	40-43
-10	7/8"-14	59-64	43-48
-12	1-1/16"-12	93-102	68-75
-16	1-5/16"-12	151-166	112-123
-20	1-5/8"-12	198-218	146-161
-24	1-7/8"-12	209-231	154-170

Installation of 37° Flare (JIC) Connections



1
Lightly lubricate the flare on the adapter and thread it into the coupling. Hand-tighten, ensuring that the flare is seated correctly during installation.




2
Wrench tighten the connection to the appropriate torque specification, as shown in the chart below.

SAE Size	Thread Size	Torque Nm	Torque lb-ft
-4	7/16"-20	15-16	11-12
-6	9/16"-18	24-28	18-20
-8	3/4"-16	49-53	36-39
-10	7/8"-14	77-85	57-63
-12	1-1/16"-12	107-119	79-88
-16	1-5/16"-12	147-154	108-113
-20	1-5/8"-12	172-181	127-133
-24	1-7/8"-12	215-226	158-167

Be Safe When Installing Quick Couplings!

Installation of Reusable Hose Couplings



1 Trim the end of the hose as square as possible.



2 Install ferrule by slipping it onto the end of the hose and twisting it counter-clockwise.




3 Apply lubricant sparingly to the reusable barb before inserting it into the ferrule.



4 Turn the reusable fitting into the ferrule until coupling is seated against ferrule.

Installation of Push-Loc Hose Connections



1 Trim hose end squarely and lubricate the Push-Loc barb and hose. Insert Push-Loc barb into the hose until first barb is inside the hose.



2 Place the end of the fitting against a flat object and grip the hose one inch from end. Push with a steady force until the end of hose is covered by the yellow plastic cap.

Be Safe When Installing Quick Couplings!

Installation of 'N' and 'P' Series Ferruled Hose Barbs


Note that the charts below are to be used only as a guide and not as a steadfast rule for every coupling application. In some instances, alternative dies and crimped dimensions must be employed. Hoses, as well as couplings, react differently during crimping. This is due to the fact that there are variances in hose constructions for hose with similar dimensions. Some variables are: textile braid versus wire braid, hardwall versus softwall, presence or lack of internal spiral wire as well as differences in hose covers. In addition, the outer diameter of the hose tends to fluctuate from end to end and production lot to production lot. With this in mind, we suggest that you measure the hose OD and maintain accurate records for each coupling application.

Hose ID	Fractional Hose OD	Decimal Hose OD	'N' Crimp Length	'N' Crimp OD \pm .005	'P' Crimp Length	'P' Crimp OD \pm .005
1/2"	54/64"	0.844	1-1/8"	0.917	1-1/4"	0.917
1/2"	55/64"	0.859	1-1/8"	0.929	1-1/4"	0.929
1/2"	56/64"	0.875	1-1/8"	0.942	1-1/4"	0.942
1/2"	57/64"	0.891	1-1/8"	0.954	1-1/4"	0.954
1/2"	58/64"	0.906	1-1/8"	0.987	1-1/4"	0.987
1/2"	59/64"	0.922	1-1/8"	0.980	1-1/4"	0.980
1/2"	60/64"	0.938	1-1/8"	0.992	1-1/4"	0.992
1/2"	61/64"	0.953	1-1/8"	1.005	1-1/4"	1.005
1/2"	62/64"	0.969	1-1/8"	1.018	1-1/4"	1.018
1/2"	63/64"	0.984	1-1/8"	1.030	1-1/4"	1.030
1/2"	1"	1.000	1-1/8"	1.043	1-1/4"	1.043
1/2"	1-1/64"	1.016	1-1/8"	1.056	1-1/4"	1.056
1/2"	1-2/64"	1.031	1-1/8"	1.068	1-1/4"	1.068
3/4"	1-10/64"	1.156	1-1/4"	1.220	1-1/4"	1.220
3/4"	1-11/64"	1.171	1-1/4"	1.235	1-1/4"	1.235
3/4"	1-12/64"	1.187	1-1/4"	1.244	1-1/4"	1.244
3/4"	1-13/64"	1.203	1-1/4"	1.260	1-1/4"	1.260
3/4"	1-14/64"	1.218	1-1/4"	1.270	1-1/4"	1.270
3/4"	1-15/64"	1.234	1-1/4"	1.285	1-1/4"	1.285
3/4"	1-16/64"	1.250	1-1/4"	1.295	1-1/4"	1.295
3/4"	1-17/64"	1.265	1-1/4"	1.310	1-1/4"	1.310
3/4"	1-18/64"	1.281	1-1/4"	1.320	1-1/4"	1.320
3/4"	1-19/64"	1.296	1-1/4"	1.335	1-1/4"	1.335
3/4"	1-20/64"	1.312	1-1/4"	1.345	1-1/4"	1.345
3/4"	1-21/64"	1.328	1-1/4"	1.360	1-1/4"	1.360
3/4"	1-22/64"	1.343	1-1/4"	1.370	1-1/4"	1.370

Installation of Light Duty Ferrules

Hose ID	Fractional Hose OD	Decimal Hose OD	Dixon Part #	Ferrule Thickness	SMOD	% Compression	Crimp Diameter
1/2"	54/64"	0.8438	CCF0906	0.024	0.513	15	0.853
1/2"	55/64"	0.8594	CCF0906	0.024	0.513	15	0.866
1/2"	56/64"	0.8750	CCF0906	0.024	0.513	15	0.880
3/4"	1-5/64"	1.0781	CCF1120	0.030	0.763	20	1.086
3/4"	1-6/64"	1.0938	CCF1120	0.030	0.763	20	1.098
3/4"	1-7/64"	1.1094	CCF1149	0.030	0.763	20	1.111
3/4"	1-8/64"	1.1250	CCF1149	0.030	0.763	20	1.123
3/4"	1-9/64"	1.1406	CCF1190	0.025	0.763	20	1.126
3/4"	1-10/64"	1.1563	CCF1190	0.025	0.763	20	1.138
3/4"	1-11/64"	1.1719	CCF1218	0.025	0.763	20	1.151
3/4"	1-12/64"	1.1875	CCF1218	0.025	0.763	20	1.163
3/4"	1-13/64"	1.2031	CCF1246	0.030	0.763	20	1.186
3/4"	1-14/64"	1.2188	CCF1246	0.030	0.763	20	1.198
3/4"	1-15/64"	1.2344	CCF1277	0.030	0.763	20	1.211
3/4"	1-16/64"	1.2500	CCF1277	0.030	0.763	20	1.223
1"	1-25/64"	1.3906	CCF1430	0.030	1.007	20	1.380
1"	1-26/64"	1.4063	CCF1430	0.030	1.007	20	1.392
1"	1-27/64"	1.4219	CCF1469	0.030	1.007	20	1.405
1"	1-28/64"	1.4375	CCF1469	0.030	1.007	20	1.417
1"	1-29/64"	1.4531	CCF1500	0.030	1.007	20	1.430
1"	1-30/64"	1.4688	CCF1500	0.030	1.007	20	1.442
1"	1-31/64"	1.4844	CCF1530	0.030	1.007	20	1.455
1"	1-32/64"	1.5000	CCF1530	0.030	1.007	20	1.467

Installation of Pneumatic Couplings



It is important to be safe when installing quick disconnect couplings into a pneumatic circuit. Never install a pneumatic coupling directly into an air tool, use a piece of hose that is at least 18" long, between the tool and the coupling, to prevent damage to the coupling. To protect the operator, safety devices, such as a safety check valve and safety cable should be installed in case there is a hose or coupling failure.

Fluid Compatibility Guide

The following chart is intended only as a guide in selecting various elastomers and metals for use with fluids to be conveyed through Dixon Quick Disconnect Couplings. This list does not guarantee suitability for a particular application. Final selection is dependent upon operating pressure, fluid and ambient temperature, concentration of media, duration of exposure, environmental conditions, and frequency of connect and disconnect.



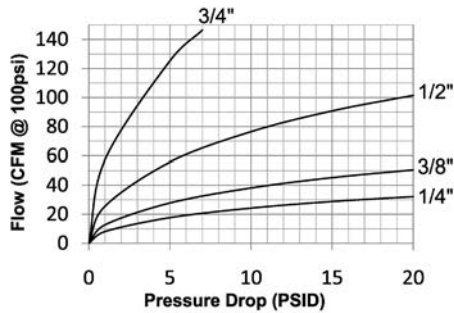
Material	Prefix Code	Trade Name	Availability	Range °C	Range °F
Buna-N	Standard	Nitrile	Stock	-40°C to +121°C	-40°F to +250°F
Buna-N (MIL-H-5606 Fluids)	M-	Nitrile	3-5 Days	-54°C to +135°C	-65°F to +275°F
Buna-N (Hydrocarbon Fuels)	JF-	Nitrile	3-5 Days	-54°C to +71°C	-65°F to +160°F
Fluorocarbon Rubber	F-	FKM	3-5 Days	-29°C to +204°C	-20°F to +400°F
Ethyl Propylene Diene Monomer	P-	EPDM	5-7 Days	-54°C to +149°C	-65°F to +300°F
Neoprene	E-	Neoprene	7-10 Days	-43°C to +149°C	-45°F to +300°F
Silicone	S-	Silicone	7-10 Days	-73°C to +177°C	-100°F to +350°F
Fluorosilicone (FVMQ)	FS-	Silastic®	7-10 Days	-60°C to +180°C	-76°F to +376°F
Urethane	U-	Urethane	7-10 Days	-40°C to +82°C	-40°F to +180°F
Polyurethane	UP-	Polyurethane	7-10 Days	-54°C to +100°C	-65°F to 212°F
PTFE Encapsulated Silicone	TS-	TES	7-10 Days	-73°C to +204°C	-100°F to +400°F
PTFE Encapsulated Fluorocarbon	TF-	TEF	7-10 Days	-73°C to +204°C	-100°F to +400°F
Perfluoroelastomer (Compound 1)	K4-	Kalrez® 4079	5-7 Days	-20°C to +316°C	-4°F to +600°F
Perfluoroelastomer (Compound 2)	K6-	Kalrez® 6375	7-10 Days	-20°C to +275°C	-4°F to +525°F
Perfluoroelastomer (Compound 3)	K7-	Kalrez® 7075	7-10 Days	-20°C to +327°C	-4°F to +620°F
Fluoroelastomer	H-	Aflas®	7-10 Days	-5°C to +204°C	+23°F to +400°F

Media Name	Suggested Seal	Media Name	Suggested Seal	Media Name	Suggested Seal
Acetic Anhydride	P-	Freon, General	E-	Mineral Spirits	Standard
Acetone	P-	Ferric Hydroxide	Standard	Nickel Acetate	P-
Acetylene	Standard	Formaldehyde (50%)	P-	Nickel Suphate	P-
Air (To 200°F)	Standard	Fuel Oils, General	Standard	Nitrogen, Gas	Standard
Air (Above 200°F)	F-	Gasoline	Standard	Nitrous Oxide	Standard
Alcohol, Ethyl	P-	Glycerine (Glycerol)	Standard	Octane	F-
Alcohol, Methyl	Standard	Glycols	P-	Oleum Spirits	Standard
Alkalies, General	Standard	Helium	Standard	OS45 and OS45-1	F-
Ammonia, Aqueous	P-	Heptane	Standard	Oxygen, Non-Breathing	F-
Ammonia, Gas	P-	Hexane	Standard	Paint Thinner	F-
Ammonia, Anhydrous	P-	Hydraulic Oil, Aircraft	Standard	Paraffin	Standard
Ammonia, Hydroxide	P-	Hydraulic Oil, Petroleum	Standard	Peanut Oil	Standard
Aroclor	F-	Hydraulic Oil, Phosphate	P-	Pentane	Standard
Benzene (Benzol)	F-	Hydrogen Gas	Standard	Perchloroethylene	F-
Bleach Solutions	P-	Hydrolube	Standard	Phosphoric Acid (100%)	P-
Brake Fluid, Non-Petro	P-	Isobutyl Alcohol	P-	Photographic Solutions	P-
Bromine Gas	F-	Isopropyl Alcohol	F-	Potassium Acetate	P-
Butane	Standard	Jet Fuel (to 160°F)	JF-	Propane	Standard
Butyl Alcohol	Standard	Jet Fuel (above 160°F)	F-	Propylene	F-
Carbon Dioxide, Dry	Standard	Kerosene	Standard	Propylene Glycol	Standard
Carbon Dioxide, Wet	Standard	Lindol	P-	Silicone Oil	Nitrile
Carbon Monoxide	Standard	LP Gas	Standard	Steam, General Service	H-
Carbon Tetrachloride	F-	Magnesium Hydroxide	F-	Stoddard Solvent	Standard
Cellulube	P-	Methane	Standard	Sulphuric Acid (100%)	F-
Creosote	F-	Methanol	Standard	Toluene	F-
Crude Oil	F-	Methyl Bromide	F-	Transmission Fluid (A)	Standard
Cutting Oil	Standard	Methyl Ethyl Ketone (MEK)	P-	Trichloroethylene	F-
Diesel Fuel	Standard	MIL-F-81912 (JP-9)	P-	Turpentine	Standard
Diester Lubricants	F-	MIL-H-5606	M1-	Vegetable Oil	Standard
Ethane	Standard	MIL-H-5806	Standard	Water	Standard
Ethanol	Standard	MIL-H-6083	Standard	Water, Distilled	Standard
Ethyl Chloride	Standard	MIL-H-7083	Standard	Water, Dionized	Standard
Ethylene Glycol	P-	Mineral Oils	Standard	Water, Sea	P-

DF-Series Pneumatic Couplings

Interchange Data:

- Parker 20-Series Manual Interchange (F-Series)
- Parker 30-Series Automatic Interchange (D-Series)
- Foster 3, 4, 5, and 6 Series
- Hansen 1000, 400, 500 (F-Series)
- Hansen 3000, 4000, 5000, 6000 (D-Series)



Materials:

- Machined components are manufactured using solid steel, brass, or 303 stainless steel bar stock.
- Stainless steel balls, retaining rings, and springs maximize corrosion resistance and extend service life.
- Steel componentry is plated using ROHS Compliant Trivalent Chrome.
- Automatic couplers constructed of brass with steel tubular valve as standard (3/8" to 3/4" couplers have steel prong valves).
- 1/4" manual couplers constructed of brass with steel sleeve and steel tubular valve as standard.
- 3/8" and 1/2" manual couplers constructed of steel as standard with steel tubular valve.

Seal Components:

- Nitrile (Buna-N) seals are standard, providing a temperature range of -40°F to +250°F (-40°C to +121°C).

Rated Pressure Charts:

Body Size	D-Series Automatic Industrial Interchange (Connected)															
	Brass Coupler/Steel Plug				Brass Coupler/Plug				Steel Coupler/Plug				303 Stainless Coupler/Plug			
	Max. Working		Burst		Max. Working		Burst		Max. Working		Burst		Max. Working		Burst	
	PSI	Bar	PSI	Bar	PSI	Bar	PSI	Bar	PSI	Bar	PSI	Bar	PSI	Bar	PSI	Bar
1/4"	500	35	16,000	1,100	300	20	16,000	1,100	-	-	-	-	500	35	26,000	1,795
3/8"	500	35	15,500	1,070	300	20	14,500	1,000	-	-	-	-	500	35	25,500	1,760
1/2"	500	35	14,000	965	300	20	10,500	725	-	-	-	-	500	35	20,500	1,415
3/4"	500	35	10,000	670	-	-	-	-	-	-	-	-	-	-	-	-

Body Size	F-Series Manual Industrial Interchange (Connected)															
	Brass Coupler/Steel Plug				Brass Coupler/Plug				Steel Coupler/Plug				303 Stainless Coupler/Plug			
	Max. Working		Burst		Max. Working		Burst		Max. Working		Burst		Max. Working		Burst	
	PSI	Bar	PSI	Bar	PSI	Bar	PSI	Bar	PSI	Bar	PSI	Bar	PSI	Bar	PSI	Bar
1/4"	500	35	9,000	620	300	20	8,500	586	500	35	6,500	448	500	35	11,500	795
3/8"	500	35	11,500	790	300	20	10,000	690	500	35	19,500	1,345	500	35	20,500	1,415
1/2"	-	-	-	-	-	-	-	-	500	35	15,500	1,070	500	35	15,000	1,035


Technical Specifications:

Body Size	Interchange Standards				Functional Parameters				
	U.S. Military	U.S. Government	International Standards	ANSI/NFPA Standards	Locking Ball Quantity	Air Inclusion	Fluid Loss	Vacuum Rating	Flow ΔP=15 PSI
1/4"	MIL-C-4109F	A-A-59439	ISO6150B	T3.20.14-1990	6	N/A	N/A	N/R	27 CFM
3/8"	-	-	ISO6150B	T3.20.14-1990	6	N/A	N/A	N/R	45 CFM
1/2"	MIL-C-4109F	A-A-59439	ISO6150B	T3.20.14-1990	6	N/A	N/A	N/R	91 CFM
3/4"	-	-	-	T3.20.14-1990	9	N/A	N/A	N/R	200 CFM



List Price Seal Option Adders:

Body Size	Seal Options				Valve Options					Sleeve Options						Treatments				
	FKM		EPDM		Unvalved		Brass		303SS		Flanged		Sleeve-Lock		Brass		303SS		Oxy-Clean	
	Pre	Add \$	Pre	Add \$	Suf	Add \$	Suf	Add \$	Suf	Add \$	Suf	Add \$	Suf	Add \$	Suf	Add \$	Suf	Add \$	Suf	Add \$
1/4"	F-	\$2.00	P-	\$2.50	-E	-\$0.65	-BV	\$0.90	-SV	\$0.90	-FS	N/A	-LS	\$5.00	-BS	\$2.60	-XS	\$7.60	-C1	\$12.00
3/8"	F-	3.10	P-	N/A	-E	-2.70	-BV	2.90	-SV	2.90	-FS	N/A	-LS	6.00	-BS	N/A	-XS	15.50	-C1	12.00
1/2"	F-	4.40	P-	N/A	-E	-3.00	-BV	3.50	-SV	3.50	-FS	N/A	-LS	7.50	-BS	N/A	-XS	20.00	-C1	14.00
3/4"	F-	N/A	P-	N/A	-E	-3.80	-BV	N/A	-SV	N/A	-FS	N/A	-LS	8.90	-BS	std.	-XS	N/A	-C1	16.00

DF-Series Pneumatic Couplings




Body Size	D-Series Automatic Industrial Interchange Coupler (Female Threads)											
	Part Detail			List Price	Length		Maximum OD		Hex Inch	Weight Lb	Package Qty	
	Part Number	Threads	Material		Inch	mm	Inch	mm			Bag	Box
1/4"	2DF1-B	1/8" - 27 NPTF	brass	\$15.33	2.19	55.6	0.99	25.1	11/16"	0.30	10	100
1/4"	2DF2-B	1/4" - 18 NPTF	brass	12.79	2.38	60.5	0.99	25.1	11/16"	0.28	10	100
1/4"	2DF2-S	1/4" - 18 NPTF	303 stainless	67.26	2.38	60.5	0.99	25.1	11/16"	0.29	10	100
1/4"	2DBF2-B	1/4" - 19 BSPP	brass	12.79	2.38	60.5	0.99	25.1	11/16"	0.28	10	100
1/4"	2DF3-B	3/8" - 18 NPTF	brass	15.09	2.38	60.5	0.99	25.1	11/16"	0.30	10	100
1/4"	2DF3-S	3/8" - 18 NPTF	303 stainless	80.38	2.38	60.5	0.99	25.1	13/16"	0.30	10	100
1/4"	2DBF3-B	3/8" - 19 BSPP	brass	15.09	2.38	60.5	0.99	25.1	13/16"	0.30	10	100
3/8"	3DF2-B	1/4" - 18 NPTF	brass	26.00	2.50	63.5	1.26	32.0	7/8"	0.43	10	50
3/8"	3DF3-B	3/8" - 18 NPTF	brass	24.98	2.60	66.0	1.26	32.0	7/8"	0.42	10	50
3/8"	3DF3-S	3/8" - 18 NPTF	303 stainless	100.49	2.60	66.0	1.26	32.0	7/8"	0.42	10	50
3/8"	3DBF3-B	3/8" - 19 BSPP	brass	26.00	2.60	66.0	1.26	32.0	7/8"	0.42	10	50
3/8"	3DF4-B	1/2" - 14 NPTF	brass	27.25	2.80	71.1	1.26	32.0	1"	0.46	10	50
1/2"	4DF3-B	3/8" - 18 NPTF	brass	34.58	3.10	78.7	1.38	35.1	1-1/16"	0.56	5	30
1/2"	4DF4-B	1/2" - 14 NPTF	brass	35.20	3.30	83.8	1.38	35.1	1-1/16"	0.66	5	30
1/2"	4DF4-S	1/2" - 14 NPTF	303 stainless	135.55	3.30	83.8	1.38	35.1	1-1/16"	0.67	5	30
1/2"	4DBF4-B	1/2" - 14 BSPP	brass	35.20	3.30	83.8	1.38	35.1	1-1/16"	0.66	5	30
1/2"	4DF6-B	3/4" - 14 NPTF	brass	35.20	3.40	86.4	1.38	35.1	1-3/16"	0.73	5	30
3/4"	6DF4-B	1/2" - 14 NPTF	brass	54.50	2.95	74.9	1.73	43.9	1-5/16"	1.10	-	20
3/4"	6DF6-B	3/4" - 14 NPTF	brass	54.50	2.99	75.9	1.73	43.9	1-5/16"	1.10	-	20
3/4"	6DF8-B	1" - 11 1/2 NPTF	brass	54.50	3.18	80.8	1.73	43.9	1-1/2"	1.24	-	20



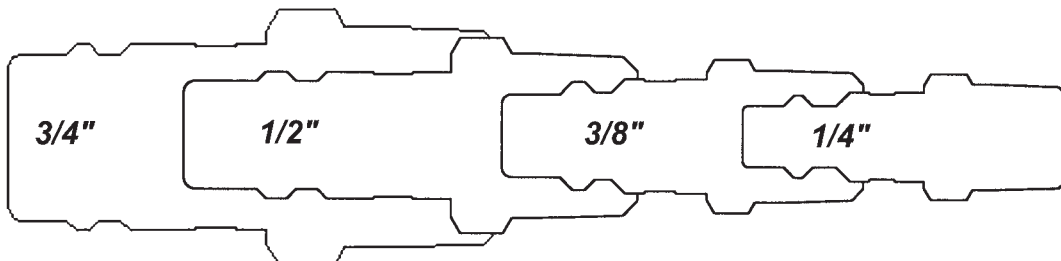
Body Size	F-Series Manual Industrial Interchange Coupler (Female Threads)											
	Part Detail			List Price	Length		Maximum OD		Hex Inch	Weight Lb	Package Qty	
	Part Number	Threads	Material		Inch	mm	Inch	mm			Bag	Box
1/4"	2FF1-B	1/8" - 27 NPTF	brass	\$11.13	1.91	48.6	0.93	23.5	3/4"	0.20	10	100
1/4"	2FBF1-B	1/8" - 28 BSPP	brass	11.13	1.91	48.6	0.93	23.5	3/4"	0.20	10	100
1/4"	2FF2	1/4" - 18 NPTF	steel	11.56	2.07	52.6	0.93	23.5	3/4"	0.20	10	100
1/4"	2FF2-B	1/4" - 18 NPTF	brass	8.28	2.07	52.6	0.93	23.5	3/4"	0.19	10	100
1/4"	2FF2-S	1/4" - 18 NPTF	303 stainless	47.69	2.07	52.6	0.93	23.5	3/4"	0.20	10	100
1/4"	2FBF2-B	1/4" - 19 BSPP	brass	11.13	2.07	52.6	0.93	23.5	3/4"	0.19	10	100
1/4"	2FF3-B	3/8" - 18 NPTF	brass	10.81	2.10	53.4	0.93	23.5	13/16"	0.19	10	100
1/4"	2FF3-S	3/8" - 18 NPTF	303 stainless	52.80	2.10	53.4	0.93	23.5	13/16"	0.18	10	100
1/4"	2FBF3-B	3/8" - 19 BSPP	brass	11.13	2.13	54.2	0.93	23.5	13/16"	0.19	10	100
3/8"	3FF2	1/4" - 18 NPTF	steel	22.71	2.41	61.2	1.13	28.6	7/8"	0.30	10	50
3/8"	3FF3	3/8" - 18 NPTF	steel	17.60	2.41	61.2	1.13	28.6	7/8"	0.32	10	50
3/8"	3FF3-S	3/8" - 18 NPTF	303 stainless	82.89	2.41	61.2	1.13	28.6	7/8"	0.32	10	50
3/8"	3FBF3	3/8" - 19 BSPP	steel	22.71	2.42	61.5	1.13	28.6	7/8"	0.32	10	50
3/8"	3FF4	1/2" - 14 NPTF	steel	26.68	2.63	66.9	1.13	28.6	1"	0.34	10	50
1/2"	4FF3	3/8" - 18 NPTF	steel	30.09	2.85	72.5	1.24	31.4	1"	0.46	5	30
1/2"	4FF4	1/2" - 14 NPTF	steel	22.26	3.06	77.8	1.24	31.4	1"	0.56	5	30
1/2"	4FF4-S	1/2" - 14 NPTF	303 stainless	104.46	3.06	77.8	1.24	31.4	1"	0.56	5	30
1/2"	4FBF4	1/2" - 14 BSPP	steel	30.09	3.09	78.4	1.24	31.4	1"	0.56	5	30
1/2"	4FF6	3/4" - 14 NPTF	steel	30.66	3.15	79.9	1.24	31.4	1-3/16"	0.63	5	30

DF-Series Pneumatic Couplings

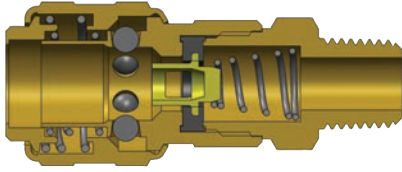


Body Size	DF-Series Industrial Interchange Nipple (Female Threads)											
	Part Detail			List Price	Length		Maximum OD		Hex Inch	Weight Lb	Package Qty	
	Part Number	Threads	Material		Inch	mm	Inch	mm			Bag	Box
1/4"	D2F1	1/8" - 27 NPTF	steel	\$3.35	1.44	36.6	0.65	16.5	9/16"	0.03	10	100
1/4"	D2F2	1/4" - 18 NPTF	steel	2.10	1.66	42.2	0.79	20.1	11/16"	0.03	10	100
1/4"	D2F2-B	1/4" - 18 NPTF	brass	3.31	1.66	42.2	0.79	20.1	11/16"	0.05	10	100
1/4"	D2F2-S	1/4" - 18 NPTF	303 stainless	11.24	1.66	42.2	0.79	20.1	11/16"	0.05	10	100
1/4"	D2BF2	1/4" - 19 BSPP	steel	3.45	1.66	42.2	0.79	20.1	11/16"	0.03	10	100
1/4"	D2F3	3/8" - 18 NPTF	steel	3.52	1.66	42.2	1.01	25.7	7/8"	0.08	10	100
1/4"	D2F3-B	3/8" - 18 NPTF	brass	5.08	1.66	42.2	1.01	25.7	7/8"	0.08	10	100
1/4"	D2F3-S	3/8" - 18 NPTF	303 stainless	12.21	1.66	42.2	1.01	25.7	7/8"	0.08	10	100
1/4"	D2BF3	3/8" - 19 BSPP	steel	4.79	1.66	42.2	1.01	25.7	7/8"	0.08	10	100
3/8"	D3F2	1/4" - 18 NPTF	steel	4.83	1.78	45.2	0.79	20.1	11/16"	0.06	10	50
3/8"	D3F3	3/8" - 18 NPTF	steel	4.20	1.78	45.2	1.01	25.7	7/8"	0.09	10	50
3/8"	D3F3-B	3/8" - 18 NPTF	brass	6.62	1.78	45.2	1.01	25.7	7/8"	0.10	10	50
3/8"	D3F3-S	3/8" - 18 NPTF	303 stainless	25.55	1.78	45.2	1.01	25.7	7/8"	0.09	10	50
3/8"	D3BF3	3/8" - 19 BSPP	steel	4.83	1.78	45.2	1.01	25.7	7/8"	0.09	10	50
3/8"	D3F4	1/2" - 14 NPTF	steel	7.66	1.94	49.3	1.16	29.5	1"	0.13	10	50
1/2"	D4F3	3/8" - 18 NPTF	steel	7.38	2.10	53.3	1.01	25.7	7/8"	0.12	10	50
1/2"	D4F4	1/2" - 14 NPTF	steel	7.10	2.27	57.7	1.16	29.5	1"	0.17	10	50
1/2"	D4F4-B	1/2" - 14 NPTF	brass	8.61	2.27	57.7	1.16	29.5	1"	0.19	10	50
1/2"	D4F4-S	1/2" - 14 NPTF	303 stainless	27.82	2.27	57.7	1.16	29.5	1"	0.17	10	50
1/2"	D4BF4	1/2" - 14 BSPP	steel	7.38	2.27	57.7	1.16	29.5	1"	0.17	10	50
1/2"	D4F6	3/4" - 14 NPTF	steel	12.49	2.30	58.4	1.37	34.8	1-3/16"	0.26	10	50
1/2"	D4F6-B	3/4" - 14 NPTF	brass	14.46	2.30	58.4	1.37	34.8	1-3/16"	0.26	10	50
3/4"	D6F4	1/2" - 14 NPTF	steel	14.61	2.22	56.4	1.52	38.6	1-5/16"	0.23	5	20
3/4"	D6F6	3/4" - 14 NPTF	steel	15.48	2.22	56.4	1.52	38.6	1-5/16"	0.34	5	20
3/4"	D6F8	1" - 11 1/2 NPTF	steel	24.54	2.41	61.2	1.80	45.7	1-9/16"	0.47	5	20

DF Series Pneumatic Profile



DF-Series Pneumatic Couplings





Body Size	D-Series Automatic Industrial Interchange Coupler (Male Threads)											
	Part Detail			List Price	Length		Maximum OD		Hex Inch	Weight Lb	Package Qty	
	Part Number	Threads	Material		Inch	mm	Inch	mm			Bag	Box
1/4"	2DM1-B	1/8" - 27 NPTF	brass	\$15.33	2.21	56.1	0.98	24.9	11/16"	0.27	10	100
1/4"	2DM2-B	1/4" - 18 NPTF	brass	12.79	2.34	59.4	0.98	24.9	11/16"	0.28	10	100
1/4"	2DM2-S	1/4" - 18 NPTF	303 stainless	60.76	2.34	59.4	0.98	24.9	11/16"	0.29	10	100
1/4"	2DBM2-B	1/4" - 19 BSPT	brass	12.79	2.34	59.4	0.98	24.9	11/16"	0.28	10	100
1/4"	2DM3-B	3/8" - 18 NPTF	brass	15.09	2.36	59.9	0.98	24.9	11/16"	0.28	10	100
1/4"	2DM3-S	3/8" - 18 NPTF	303 stainless	78.95	2.36	59.9	0.98	24.9	11/16"	0.28	10	100
1/4"	2DBM3-B	3/8" - 19 BSPT	brass	15.09	2.36	59.9	0.98	24.9	11/16"	0.28	10	100
3/8"	3DM2-B	1/4" - 18 NPTF	brass	26.00	2.59	65.8	1.18	30.0	7/8"	0.36	10	50
3/8"	3DM3-B	3/8" - 18 NPTF	brass	24.98	2.73	69.3	1.18	30.0	7/8"	0.39	10	50
3/8"	3DM3-S	3/8" - 18 NPTF	303 stainless	97.51	2.73	69.3	1.18	30.0	7/8"	0.39	10	50
3/8"	3DBM3-B	3/8" - 19 BSPT	brass	25.27	2.73	69.3	1.18	30.0	7/8"	0.39	10	50
3/8"	3DM4-B	1/2" - 14 NPTF	brass	26.42	2.94	74.7	1.18	30.0	7/8"	0.41	10	50
1/2"	4DM3-B	3/8" - 18 NPTF	brass	33.00	3.13	79.5	1.34	34.0	1-1/16"	0.58	5	30
1/2"	4DM4-B	1/2" - 14 NPTF	brass	32.10	3.17	80.5	1.34	34.0	1-1/16"	0.61	5	30
1/2"	4DM4-S	1/2" - 14 NPTF	303 stainless	128.24	3.17	80.5	1.34	34.0	1-1/16"	0.62	5	30
1/2"	4DBM4-B	1/2" - 14 BSPT	brass	33.00	3.17	80.5	1.34	34.0	1-1/16"	0.61	5	30
1/2"	4DM6-B	3/4" - 14 NPTF	brass	33.87	3.23	82.0	1.34	34.0	1-1/16"	0.67	5	30
3/4"	6DM4-B	1/2" - 14 NPTF	brass	54.50	2.95	74.9	1.90	48.3	1-3/16"	0.89	-	20
3/4"	6DM6-B	3/4" - 14 NPTF	brass	54.50	2.95	74.9	1.90	48.3	1-5/16"	0.91	-	20
3/4"	6DM8-B	1" - 11 1/2 NPTF	brass	54.50	3.12	79.2	1.90	48.3	1-9/16"	0.99	-	20

It is important to be safe when installing quick disconnect couplings into a pneumatic circuit. Never install a pneumatic coupling directly into an air tool, use a piece of hose that is at least 18" long, between the tool and the coupling, to prevent damage to the coupling. To protect the operator, safety devices, such as a safety check valve and safety cable should be installed in case there is a hose or coupling failure.




DF-Series Pneumatic Couplings



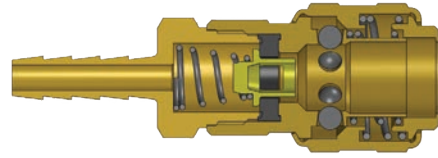
Body Size	F-Series Manual Industrial Interchange Coupler (Male Threads)											
	Part Detail			List Price	Length		Maximum OD		Hex Inch	Weight Lb	Package Qty	
	Part Number	Threads	Material		Inch	mm	Inch	mm			Bag	Box
1/4"	2FM1-B	1/8" - 27 NPTF	brass	\$10.92	1.97	50.0	0.88	22.4	3/4"	0.18	10	100
1/4"	2FM1-S	1/8" - 27 NPTF	303 stainless	53.37	1.97	50.0	0.88	22.4	3/4"	0.18	10	100
1/4"	2FBM1-B	1/8" - 28 BSPT	brass	11.92	1.97	50.0	0.88	22.4	3/4"	0.18	10	100
1/4"	2FM2	1/4" - 18 NPTF	steel	11.56	2.04	51.8	0.88	22.4	3/4"	0.18	10	100
1/4"	2FM2-B	1/4" - 18 NPTF	brass	8.28	2.04	51.8	0.88	22.4	3/4"	0.19	10	100
1/4"	2FM2-S	1/4" - 18 NPTF	303 stainless	44.28	2.04	51.8	0.88	22.4	3/4"	0.18	10	100
1/4"	2FBM2-B	1/4" - 19 BSPT	brass	11.92	2.04	51.8	0.88	22.4	3/4"	0.19	10	100
1/4"	2FM3-B	3/8" - 18 NPTF	brass	10.92	2.08	52.8	0.88	22.4	3/4"	0.19	10	100
1/4"	2FM3-S	3/8" - 18 NPTF	303 stainless	53.37	2.08	52.8	0.88	22.4	3/4"	0.19	10	100
1/4"	2FBM3-B	3/8" - 19 BSPT	brass	11.92	2.08	52.8	0.88	22.4	3/4"	0.19	10	100
3/8"	3FM2	1/4" - 18 NPTF	steel	21.35	2.45	62.2	1.06	26.9	7/8"	0.26	10	50
3/8"	3FM3	3/8" - 18 NPTF	steel	18.39	2.46	62.5	1.06	26.9	7/8"	0.27	10	50
3/8"	3FM3-S	3/8" - 18 NPTF	303 stainless	79.48	2.46	62.5	1.06	26.9	7/8"	0.28	10	50
3/8"	3FBM3	3/8" - 19 BSPT	steel	21.35	2.46	62.5	1.06	26.9	7/8"	0.27	10	50
3/8"	3FM4	1/2" - 14 NPTF	steel	23.62	2.55	64.8	1.06	26.9	7/8"	0.29	10	50
1/2"	4FM3	3/8" - 18 NPTF	steel	29.07	2.97	75.4	1.19	30.2	1"	0.42	5	30
1/2"	4FM4	1/2" - 14 NPTF	steel	21.12	3.07	78.0	1.19	30.2	1"	0.45	5	30
1/2"	4FM4-S	1/2" - 14 NPTF	303 stainless	108.20	3.07	78.0	1.19	30.2	1"	0.47	5	30
1/2"	4FBM4	1/2" - 14 BSPT	steel	29.07	3.07	78.0	1.19	30.2	1"	0.45	5	30
1/2"	4FM6	3/4" - 14 NPTF	steel	30.54	3.12	79.2	1.19	30.2	1-1/16"	0.50	5	30

DF-Series Pneumatic Couplings





Body Size	DF-Series Industrial Interchange Nipple (Male Threads)											
	Part Detail			List Price	Length		Maximum OD		Hex Inch	Weight Lb	Package Qty	
	Part Number	Threads	Material		Inch	mm	Inch	mm			Bag	Box
1/4"	D2M1	1/8" - 27 NPTF	steel	\$2.67	1.57	39.9	0.58	14.7	1/2"	0.05	10	100
1/4"	D2M1-B	1/8" - 27 NPTF	brass	3.53	1.57	39.9	0.58	14.7	1/2"	0.05	10	100
1/4"	D2M1-S	1/8" - 27 NPTF	303 stainless	12.21	1.57	39.9	0.58	14.7	1/2"	0.05	10	100
1/4"	D2M2	1/4" - 18 NPTF	steel	2.04	1.69	42.9	0.65	16.5	9/16"	0.05	10	100
1/4"	D2M2-B	1/4" - 18 NPTF	brass	2.32	1.69	42.9	0.65	16.5	9/16"	0.05	10	100
1/4"	D2M2-S	1/4" - 18 NPTF	303 stainless	8.86	1.69	42.9	0.65	16.5	9/16"	0.06	10	100
1/4"	D2BM2	1/4" - 19 BSPT	steel	2.75	1.69	42.9	0.65	16.5	9/16"	0.05	10	100
1/4"	D2M3	3/8" - 18 NPTF	steel	3.07	1.75	44.5	0.79	20.1	11/16"	0.05	10	100
1/4"	D2M3-B	3/8" - 18 NPTF	brass	4.41	1.75	44.5	0.79	20.1	11/16"	0.07	10	100
1/4"	D2M3-S	3/8" - 18 NPTF	303 stainless	12.21	1.75	44.5	0.79	20.1	11/16"	0.08	10	100
1/4"	D2BM3	3/8" - 19 BSPT	steel	3.51	1.75	44.5	0.79	20.1	11/16"	0.07	10	100
3/8"	D3M2	1/4" - 18 NPTF	steel	3.46	1.81	46.0	0.79	20.1	11/16"	0.08	10	50
3/8"	D3M3	3/8" - 18 NPTF	steel	3.41	1.87	47.5	0.79	20.1	11/16"	0.09	10	50
3/8"	D3M3-B	3/8" - 18 NPTF	brass	5.68	1.87	47.5	0.79	20.1	11/16"	0.09	10	50
3/8"	D3M3-S	3/8" - 18 NPTF	303 stainless	18.17	1.87	47.5	0.79	20.1	11/16"	0.09	10	50
3/8"	D3BM3	3/8" - 19 BSPT	steel	4.77	1.87	47.5	0.79	20.1	11/16"	0.09	10	50
3/8"	D3M4	1/2" - 14 NPTF	steel	6.81	2.03	51.6	1.01	25.7	7/8"	0.15	10	50
1/2"	D4M2	1/4" - 18 NPTF	steel	6.76	2.13	54.1	0.79	20.1	11/16"	0.14	10	50
1/2"	D4M3	3/8" - 18 NPTF	steel	5.56	2.19	55.6	0.79	20.1	11/16"	0.16	10	50
1/2"	D4M4	1/2" - 14 NPTF	steel	5.68	2.34	59.4	1.01	25.7	7/8"	0.16	10	50
1/2"	D4M4-B	1/2" - 14 NPTF	brass	8.94	2.34	59.4	1.01	25.7	7/8"	0.18	10	50
1/2"	D4M4-S	1/2" - 14 NPTF	303 stainless	27.82	2.34	59.4	1.01	25.7	7/8"	0.16	10	50
1/2"	D4BM4	1/2" - 14 BSPT	steel	7.32	2.34	59.4	1.01	25.7	7/8"	0.16	10	50
1/2"	D4M6	3/4" - 14 NPTF	steel	10.45	2.50	63.5	1.23	31.2	1-1/16"	0.24	10	50
1/2"	D4M6-B	3/4" - 14 NPTF	brass	12.85	2.50	63.5	1.23	31.2	1-1/16"	0.24	10	50
3/4"	D6M4	1/2" - 14 NPTF	steel	13.15	2.38	60.5	1.52	38.6	1-5/16"	0.22	5	20
3/4"	D6M6	3/4" - 14 NPTF	steel	13.15	2.38	60.5	1.52	38.6	1-5/16"	0.25	5	20
3/4"	D6M8	1" - 11 1/2 NPTF	steel	14.61	2.56	65.0	1.80	45.7	1-9/16"	0.26	5	20

DF-Series Pneumatic Couplings




Body Size	D-Series Automatic Industrial Interchange Coupler (Standard Hose Barb)											
	Part Detail			List Price	Length		Maximum OD		Hex Inch	Weight Lb	Package Qty	
	Part Number	Hose ID	Material		Inch	mm	Inch	mm			Bag	Box
1/4"	2DS2-B	1/4"	brass	\$13.06	2.90	73.7	0.98	24.9	11/16"	0.27	10	100
1/4"	2DS2-S	1/4"	303 stainless	73.62	2.90	73.7	0.98	24.9	11/16"	0.27	10	100
1/4"	2DS3-B	3/8"	brass	15.10	2.90	73.7	0.98	24.9	11/16"	0.27	10	100
1/4"	2DS3-S	3/8"	303 stainless	79.46	2.90	73.7	0.98	24.9	11/16"	0.28	10	100
3/8"	3DS2-B	1/4"	brass	27.25	3.00	76.2	1.18	30.0	7/8"	0.37	10	50
3/8"	3DS3-B	3/8"	brass	23.84	3.00	76.2	1.18	30.0	7/8"	0.39	10	50
3/8"	3DS3-S	3/8"	303 stainless	98.16	3.00	76.2	1.18	30.0	7/8"	0.39	10	50
3/8"	3DS4-B	1/2"	brass	28.39	3.00	76.2	1.18	30.0	7/8"	0.41	10	50
1/2"	4DS3-B	3/8"	brass	34.58	3.51	89.2	1.34	34.0	1-1/16"	0.56	5	30
1/2"	4DS4-B	1/2"	brass	35.06	3.51	89.2	1.34	34.0	1-1/16"	0.59	5	30
1/2"	4DS4-S	1/2"	303 stainless	115.66	3.51	89.2	1.34	34.0	1-1/16"	0.59	5	30
1/2"	4DS6-B	3/4"	brass	35.38	3.51	89.2	1.34	34.0	1-1/16"	0.65	5	30
3/4"	6DS4-B	1/2"	brass	57.83	3.00	76.2	1.73	43.9	1-5/16"	0.90	-	20
3/4"	6DS6-B	3/4"	brass	58.45	3.00	76.2	1.73	43.9	1-5/16"	0.93	-	20
3/4"	6DS8-B	1"	brass	58.59	3.24	82.3	1.73	43.9	1-5/16"	1.03	-	20

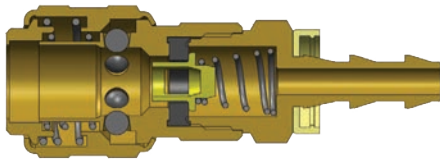


Body Size	F-Series Manual Industrial Interchange Coupler (Standard Hose Barb)											
	Part Detail			List Price	Length		Maximum OD		Hex Inch	Weight Lb	Package Qty	
	Part Number	Hose ID	Material		Inch	mm	Inch	mm			Bag	Box
1/4"	2FS2	1/4"	steel	\$11.56	2.53	64.3	0.88	22.4	3/4"	0.18	10	100
1/4"	2FS2-B	1/4"	brass	10.92	2.53	64.3	0.88	22.4	3/4"	0.18	10	100
1/4"	2FS2-S	1/4"	303 stainless	54.50	2.53	64.3	0.88	22.4	3/4"	0.18	10	100
1/4"	2FS2.5-B	5/16"	brass	11.24	2.53	64.3	0.88	22.4	3/4"	0.18	10	100
1/4"	2FS3-B	3/8"	brass	11.03	2.53	64.3	0.88	22.4	3/4"	0.18	10	100
1/4"	2FS3-S	3/8"	303 stainless	63.59	2.53	64.3	0.88	22.4	3/4"	0.19	10	100
3/8"	3FS2	1/4"	steel	25.48	2.86	72.6	1.06	26.9	7/8"	0.27	10	50
3/8"	3FS3	3/8"	steel	20.72	2.86	72.6	1.06	26.9	7/8"	0.27	10	50
3/8"	3FS3-S	3/8"	303 stainless	84.02	2.86	72.6	1.06	26.9	7/8"	0.28	10	50
3/8"	3FS4	1/2"	steel	25.15	2.86	72.6	1.06	26.9	7/8"	0.28	10	50
1/2"	4FS3	3/8"	steel	28.84	3.49	88.6	1.19	30.2	1"	0.41	5	30
1/2"	4FS4	1/2"	steel	26.68	3.49	88.6	1.19	30.2	1"	0.43	5	30
1/2"	4FS4-S	1/2"	303 stainless	108.20	3.49	88.6	1.19	30.2	1"	0.43	5	30
1/2"	4FS6	3/4"	steel	29.64	3.49	88.6	1.19	30.2	1"	0.48	5	30

DF-Series Pneumatic Couplings





Body Size	DF-Series Industrial Interchange Nipple (Standard Hose Barb)											
	Part Detail			List Price	Length		Maximum OD		Hex Inch	Weight Lb	Package Qty	
	Part Number	Hose ID	Material		Inch	mm	Inch	mm			Bag	Box
1/4"	D2S2	1/4"	steel	\$3.62	2.09	53.1	0.56	14.2	-	0.04	10	100
1/4"	D2S2-B	1/4"	brass	3.81	2.09	53.1	0.56	14.2	-	0.05	10	100
1/4"	D2S2-S	1/4"	303 stainless	11.58	2.09	53.1	0.56	14.2	-	0.05	10	100
1/4"	D2S2.5	5/16"	steel	3.73	2.09	53.1	0.56	14.2	-	0.04	10	100
1/4"	D2S3	3/8"	steel	3.96	2.09	53.1	0.56	14.2	-	0.05	10	100
1/4"	D2S3-B	3/8"	brass	4.49	2.09	53.1	0.56	14.2	-	0.05	10	100
1/4"	D2S3-S	3/8"	303 stainless	12.77	2.09	53.1	0.56	14.2	-	0.05	10	100
3/8"	D3S2	1/4"	steel	6.81	2.21	56.1	0.75	19.1	-	0.06	10	50
3/8"	D3S3	3/8"	steel	5.28	2.21	56.1	0.75	19.1	-	0.07	10	50
3/8"	D3S3-B	3/8"	brass	8.72	2.21	56.1	0.75	19.1	-	0.08	10	50
3/8"	D3S3-S	3/8"	303 stainless	18.74	2.21	56.1	0.75	19.1	-	0.08	10	50
3/8"	D3S4	1/2"	steel	7.38	2.21	56.1	0.75	19.1	-	0.08	10	50
1/2"	D4S3	3/8"	steel	7.38	2.53	64.3	0.75	19.1	-	0.10	10	50
1/2"	D4S3-B	3/8"	brass	9.38	2.53	64.3	0.75	19.1	-	0.11	10	50
1/2"	D4S4	1/2"	steel	6.81	2.53	64.3	0.75	19.1	-	0.12	10	50
1/2"	D4S4-B	1/2"	brass	9.38	2.53	64.3	0.75	19.1	-	0.12	10	50
1/2"	D4S4-S	1/2"	303 stainless	27.82	2.53	64.3	0.75	19.1	-	0.12	10	50
1/2"	D4S6	3/4"	steel	11.07	2.53	64.3	0.94	23.9	-	0.18	10	50
1/2"	D4S6-B	3/4"	brass	14.34	2.53	64.3	0.94	23.9	-	0.18	10	50
3/4"	D6S4	1/2"	steel	19.28	3.49	88.7	1.52	38.6	-	0.19	5	20
3/4"	D6S6	3/4"	steel	19.28	3.49	88.7	1.52	38.6	-	0.23	5	20
3/4"	D6S8	1"	steel	23.37	3.49	88.7	1.52	38.6	-	0.36	5	20




Body Size	D-Series Automatic Industrial Interchange Coupler (Push-Loc Barb)											
	Part Detail			List Price	Length		Maximum OD		Hex Inch	Weight Lb	Package Qty	
	Part Number	Hose ID	Material		Inch	mm	Inch	mm			Bag	Box
1/4"	2DB2-B	1/4"	brass	\$13.85	2.76	70.1	0.98	24.9	11/16"	0.27	10	100
1/4"	2DB3-B	3/8"	brass	15.90	2.77	70.4	0.98	24.9	11/16"	0.29	10	100
3/8"	3DB3-B	3/8"	brass	28.95	2.82	71.7	1.18	30.0	7/8"	0.40	10	50
1/2"	4DB4-B	1/2"	brass	34.06	3.31	84.1	1.34	34.0	1-1/16"	0.56	5	30


DF-Series Pneumatic Couplings




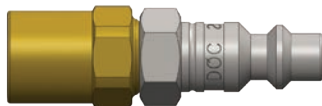
Body Size	F-Series Manual Industrial Interchange Coupler (Push-Loc Barb)											
	Part Detail			List Price	Length		Maximum OD		Hex Inch	Weight Lb	Package Qty	
	Part Number	Hose ID	Material		Inch	mm	Inch	mm			Bag	Box
1/4"	2FB2-B	1/4"	brass	\$10.92	2.49	63.2	0.88	22.4	3/4"	0.18	10	100
1/4"	2FB3-B	3/8"	brass	11.03	2.49	63.2	0.88	22.4	3/4"	0.19	10	100
3/8"	3FB2	1/4"	steel	25.48	2.80	71.1	1.06	26.9	7/8"	0.25	10	50
3/8"	3FB3	3/8"	steel	25.25	2.80	71.1	1.06	26.9	7/8"	0.27	10	50
3/8"	3FB4	1/2"	steel	25.84	2.80	71.1	1.06	26.9	7/8"	0.28	10	50
1/2"	4FB3	3/8"	steel	31.79	3.40	86.4	1.19	30.2	1"	0.40	5	30
1/2"	4FB4	1/2"	steel	30.94	3.40	86.4	1.19	30.2	1"	0.43	5	30



Body Size	DF-Series Industrial Interchange Nipple (Push-Loc Barb)											
	Part Detail			List Price	Length		Maximum OD		Hex Inch	Weight Lb	Package Qty	
	Part Number	Hose ID	Material		Inch	mm	Inch	mm			Bag	Box
1/4"	D2B2	1/4"	steel	\$3.62	2.09	53.1	0.69	17.5	-	0.04	10	100
1/4"	D2B2-B	1/4"	brass	2.15	2.09	53.1	0.69	17.5	-	0.04	10	100
1/4"	D2B3	3/8"	steel	3.96	2.09	53.1	0.86	21.8	-	0.05	10	100
3/8"	D3B2	1/4"	steel	7.38	2.21	56.1	0.75	19.1	-	0.06	10	50
3/8"	D3B3	3/8"	steel	7.19	2.21	56.1	0.75	19.1	-	0.07	10	50
3/8"	D3B4	1/2"	steel	7.72	2.35	59.7	0.75	19.1	-	0.09	10	50
1/2"	D4B4	1/2"	steel	10.67	2.67	67.8	0.75	19.1	-	0.11	10	50
3/4"	D6B6	3/4"	steel	22.71	2.99	75.9	1.00	25.4	-	0.23	5	20



Body Size	DF-Series Industrial Interchange Coupler (Reusable Barb)											
	Part Detail			List Price	Length		Maximum OD		Hex Inch	Weight Lb	Package Qty	
	Part Number	Hose ID x OD	Material		Inch	mm	Inch	mm			Bag	Box
1/4"	2DE2-B	1/4" x 1/2"	brass	\$19.76	2.69	68.3	0.98	24.9	11/16"	0.38	10	100
1/4"	2DH2-B	1/4" x 5/8"	brass	19.76	2.79	70.9	0.98	24.9	11/16"	0.38	10	100
1/4"	2DK3-B	3/8" x 11/16"	brass	22.02	2.79	70.9	0.98	24.9	11/16"	0.39	10	100
1/4"	2DL3-B	3/8" x 3/4"	brass	19.76	2.85	72.4	0.98	24.9	11/16"	0.39	10	100



Body Size	DF-Series Industrial Interchange Nipple (Reusable Barb)											
	Part Detail			List Price	Length		Maximum OD		Hex Inch	Weight Lb	Package Qty	
	Part Number	Hose ID x OD	Material		Inch	mm	Inch	mm			Bag	Box
1/4"	D2E2	1/4" x 1/2"	steel	\$8.18	2.07	52.6	0.69	17.5	9/16"	0.10	10	100
1/4"	D2H2	1/4" x 5/8"	steel	8.18	2.16	54.9	0.81	20.6	9/16"	0.10	10	100
1/4"	D2K3	3/8" x 11/16"	steel	10.20	2.16	54.9	0.81	20.6	9/16"	0.12	10	100
1/4"	D2L3	3/8" x 3/4"	steel	10.61	2.18	55.4	0.95	24.1	9/16"	0.12	10	100

DF-Series Pneumatic Couplings

Automatic Safety Exhausting Coupler Operation

The D-Series Automatic coupling has been performing reliably and safely for over 50-years. This amazing coupler is an inexpensive solution for automatically connecting pressurized air lines and is the only one-handed single-stage exhausting safety coupler available in the market today!

Most exhausting safety couplers are a two stage system that are expensive and difficult to operate. Why pay extra for safety? Use the D-Series Automatic Safety Exhausting Couplers, available in sizes 1/4" to 3/4".

1



To disconnect, begin by holding the hose on the nipple side with three of your fingers, leaving your thumb and index finger free.

2




Grab the sleeve with your thumb and index finger and begin to pull the sleeve towards the palm of your hand.

3



After pulling the sleeve, the nipple will move out of the coupler slightly. Continue to hold the hose and coupler sleeve until all air is fully exhausted.

4

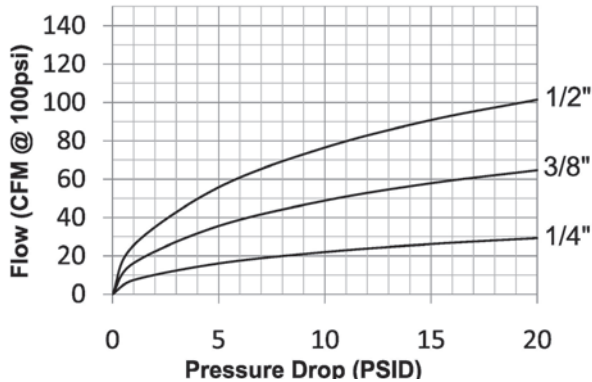


After the line is fully exhausted, you are able to safely separate the nipple from the coupler.

J-Series Pneumatic Couplings

Interchange Data:

- Truflate Automotive interchange style
- Parker 10-Series
- Rectus 55KM
- Tomco A2100/PT400



Materials:

- Machined components are manufactured using solid steel or brass bar stock.
- Stainless steel balls, retaining rings, and springs maximize corrosion resistance and extend service life.
- Steel componentry is plated using ROHS Compliant Trivalent Chrome.
- 1/4" couplers constructed of brass with steel sleeve and steel tubular valve as standard
- 3/8" and 1/2" couplers constructed of steel as standard with steel tubular valves.

Seal Components:

- Nitrile (Buna-N) seals are standard providing a temperature range of -40°F to +250°F (-40°C to +121°C).

Rated Pressure Chart:

Body Size	J-Series Truflate Interchange (Connected)															
	Brass Coupler/Steel Plug				Brass Coupler/Plug				Steel Coupler/Plug				303 Stainless Coupler/Plug			
	Max. Working		Burst		Max. Working		Burst		Max. Working		Burst		Max. Working		Burst	
	PSI	Bar	PSI	Bar	PSI	Bar	PSI	Bar	PSI	Bar	PSI	Bar	PSI	Bar	PSI	Bar
1/4"	500	35	11,500	793	300	20	10,500	724	-	-	-	-	-	-	-	-
3/8"	-	-	-	-	-	-	-	-	500	35	18,000	1,241	-	-	-	-
1/2"	-	-	-	-	-	-	-	-	500	35	10,000	690	-	-	-	-

Technical Specifications:



Body Size	Interchange Standards				Functional Parameters				
	U.S. Military	U.S. Government	International Standards	ANSI/NFPA Standards	Locking Ball Quantity	Air Inclusion	Fluid Loss	Vacuum Rating	Flow $\Delta P = 15$ PSI
1/4"	-	-	-	-	6	N/A	N/A	N/R	26 CFM
3/8"	-	-	-	-	6	N/A	N/A	N/R	58 CFM
1/2"	-	-	-	-	6	N/A	N/A	N/A	91 CFM

List Price Seal Option Adders:



Body Size	Seal Options				Valve Options					Sleeve Options						Treatments				
	FKM		EPDM		Unvalved		Brass		303 SS		Flanged		Sleeve-Lock		Brass		303 SS		Oxy-Clean	
	Pre	Add \$	Pre	Add \$	Suf	Add \$	Suf	Add \$	Suf	Add \$	Suf	Add \$	Suf	Add \$	Suf	Add \$	Suf	Add \$	Suf	Add \$
1/4"	F-	\$2.00	P-	\$2.50	-E	-\$0.65	-BV	\$0.90	-SV	\$0.90	-FS	\$2.60	-LS	\$5.00	-BS	\$2.60	-XS	\$7.60	-C1	\$12.00
3/8"	F-	3.10	P-	N/A	-E	-2.70	-BV	2.90	-SV	2.90	-FS	N/A	-LS	6.00	-BS	N/A	-XS	15.50	-C1	12.00
1/2"	F-	4.40	P-	N/A	-E	-3.00	-BV	3.50	-SV	3.50	-FS	N/A	-LS	7.50	-BS	N/A	-XS	20.00	-C1	14.00
3/4"	F-	N/A	P-	N/A	-E	-3.80	-BV	N/A	-SV	N/A	-FS	N/A	-LS	8.90	-BS	std.	-XS	N/A	-C1	16.00

! Operating pressure for couplings utilizing hose barb end connections may be dramatically reduced to that of the hose rating and/or hose end connection combination. Consult hose manufacturer's catalog for hose end connection ratings. If in doubt, test under controlled conditions for suitability to application. Dixon Quick Coupling cannot assume liability for misapplication of production resulting in equipment down-time, lost production, and/or personal injury including death.

J-Series Pneumatic Couplings





Body Size	J-Series Truflate Interchange Coupler (Female Threads)											
	Part Detail			List Price	Length		Maximum OD		Hex Inch	Weight Lb	Package Qty	
	Part Number	Threads	Material		Inch	mm	Inch	mm			Bag	Box
1/4"	2JF1-B	1/8" - 27 NPTF	brass	\$10.81	1.83	46.5	0.88	22.4	3/4"	0.19	10	100
1/4"	2JF2-B	1/4" - 18 NPTF	brass	8.28	2.04	51.8	0.88	22.4	3/4"	0.19	10	100
1/4"	2JF3-B	3/8" - 18 NPTF	brass	10.81	2.14	54.4	0.88	22.4	13/16"	0.20	10	100
3/8"	3JF2	1/4" - 18 NPTF	steel	22.71	2.25	57.2	1.06	26.9	7/8"	0.30	10	50
3/8"	3JF3	3/8" - 18 NPTF	steel	17.60	2.48	63.0	1.06	26.9	7/8"	0.29	10	50
3/8"	3JF4	1/2" - 14 NPTF	steel	26.68	2.61	66.3	1.06	26.9	1"	0.46	10	50
1/2"	4FF3	3/8" - 18 NPTF	steel	30.09	2.85	72.5	1.24	31.4	1"	0.46	5	30
1/2"	4FF4	1/2" - 14 NPTF	steel	22.26	3.06	77.8	1.24	31.4	1"	0.56	5	30
1/2"	4FF6	3/4" - 14 NPTF	steel	30.66	3.15	79.9	1.24	31.4	1-3/16"	0.63	5	30




Body Size	J-Series Truflate Interchange Nipple (Female Threads)											
	Part Detail			List Price	Length		Maximum OD		Hex Inch	Weight Lb	Package Qty	
	Part Number	Threads	Material		Inch	mm	Inch	mm			Bag	Box
1/4"	J2F1	1/8" - 27 NPTF	steel	\$3.35	1.34	34.0	0.65	16.5	9/16"	0.05	10	100
1/4"	J2F2	1/4" - 18 NPTF	steel	2.10	1.56	39.6	0.79	20.1	11/16"	0.05	10	100
1/4"	J2F2-B	1/4" - 18 NPTF	brass	3.31	1.56	39.6	0.79	20.1	11/16"	0.05	10	100
1/4"	J2F3	3/8" - 18 NPTF	steel	3.52	1.56	39.6	1.01	25.7	7/8"	0.07	10	100
3/8"	J3F2	1/4" - 18 NPTF	steel	4.83	1.75	44.5	0.79	20.1	11/16"	0.07	10	50
3/8"	J3F3	3/8" - 18 NPTF	steel	4.20	1.75	44.5	1.01	25.7	7/8"	0.10	10	50
3/8"	J3F4	1/2" - 14 NPTF	steel	7.66	1.91	48.5	1.16	29.5	1"	0.12	10	50
1/2"	J4F3	3/8" - 18 NPTF	steel	7.38	2.11	53.6	1.01	25.7	7/8"	0.13	10	50
1/2"	J4F4	1/2" - 14 NPTF	steel	7.10	2.26	57.4	1.16	29.5	1"	0.18	10	50
1/2"	J4F6	3/4" - 14 NPTF	steel	12.49	2.31	58.7	1.37	34.8	1-3/16"	0.26	10	50

J-Series Pneumatic Couplings


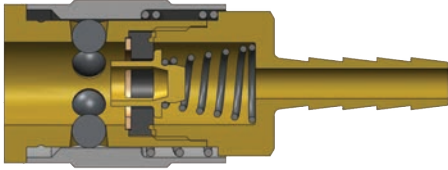


Body Size	J-Series Truflate Interchange Coupler (Male Threads)											
	Part Detail			List Price	Length		Maximum OD		Hex Inch	Weight Lb	Package Qty	
	Part Number	Threads	Material		Inch	mm	Inch	mm			Bag	Box
1/4"	2JM1-B	1/8" - 27 NPTF	brass	\$10.92	1.88	47.8	0.88	22.4	3/4"	0.17	10	100
1/4"	2JM2-B	1/4" - 18 NPTF	brass	8.28	2.047	52.0	0.88	22.4	3/4"	0.18	10	100
1/4"	2JM3-B	3/8" - 18 NPTF	brass	10.92	2.08	52.8	0.88	22.4	3/4"	0.19	10	100
3/8"	3JM2	1/4" - 18 NPTF	steel	21.35	2.45	62.2	1.06	26.9	7/8"	0.26	10	50
3/8"	3JM3	3/8" - 18 NPTF	steel	18.39	2.46	62.5	1.06	26.9	7/8"	0.27	10	50
3/8"	3JM4	1/2" - 14 NPTF	steel	23.62	2.55	64.8	1.06	26.9	7/8"	0.28	10	50
1/2"	4FM3	3/8" - 18 NPTF	steel	29.07	2.97	75.4	1.19	30.2	1"	0.42	5	30
1/2"	4FM4	1/2" - 14 NPTF	steel	21.12	3.07	78.0	1.19	30.2	1"	0.45	5	30
1/2"	4FM6	3/4" - 14 NPTF	steel	30.54	3.12	79.2	1.19	30.2	1-1/16"	0.50	5	30




Body Size	J-Series Truflate Interchange Nipple (Male Threads)											
	Part Detail			List Price	Length		Maximum OD		Hex Inch	Weight Lb	Package Qty	
	Part Number	Threads	Material		Inch	mm	Inch	mm			Bag	Box
1/4"	J2M1	1/8" - 27 NPTF	steel	\$2.67	1.47	37.3	0.58	14.7	1/2"	0.04	10	100
1/4"	J2M2	1/4" - 18 NPTF	steel	2.04	1.59	40.4	0.65	16.5	9/16"	0.05	10	100
1/4"	J2M2-B	1/4" - 18 NPTF	brass	2.32	1.59	40.4	0.65	16.5	9/16"	0.06	10	100
1/4"	J2M3	3/8" - 18 NPTF	steel	3.07	1.65	41.9	0.79	20.1	11/16"	0.05	10	100
3/8"	J3M2	1/4" - 18 NPTF	steel	3.46	1.78	45.2	0.79	20.1	11/16"	0.08	10	50
3/8"	J3M3	3/8" - 18 NPTF	steel	3.41	1.84	46.7	0.79	20.1	11/16"	0.09	10	50
3/8"	J3M4	1/2" - 14 NPTF	steel	6.81	2	50.8	1.01	25.7	7/8"	0.12	10	50
1/2"	J4M3	3/8" - 18 NPTF	steel	5.56	2.2	55.9	0.79	20.1	11/16"	0.13	10	50
1/2"	J4M4	1/2" - 14 NPTF	steel	5.68	2.35	59.7	1.01	25.7	7/8"	0.17	10	50
1/2"	J4M6	3/4" - 14 NPTF	steel	10.45	2.51	63.8	1.23	31.2	1-1/16"	0.24	10	50

J-Series Pneumatic Couplings





Body Size	J-Series Truflate Interchange Coupler (Standard Hose Barb)											
	Part Detail			List Price	Length		Maximum OD		Hex Inch	Weight Lb	Package Qty	
	Part Number	Hose ID	Material		Inch	mm	Inch	mm			Bag	Box
1/4"	2JS2-B	1/4"	brass	\$10.92	2.53	64.3	0.88	22.4	3/4"	0.18	10	100
1/4"	2JS3-B	3/8"	brass	11.03	2.53	64.3	0.88	22.4	3/4"	0.18	10	100
3/8"	3JS2	1/4"	steel	25.48	2.86	72.6	1.06	26.9	7/8"	0.27	10	50
3/8"	3JS3	3/8"	steel	20.72	2.86	72.6	1.06	26.9	7/8"	0.26	10	50
3/8"	3JS4	1/2"	steel	25.15	2.86	72.6	1.06	26.9	7/8"	0.27	10	50
1/2"	4FS3	3/8"	steel	28.84	3.49	88.6	1.19	30.2	1"	0.41	5	30
1/2"	4FS4	1/2"	steel	26.68	3.49	88.6	1.19	30.2	1"	0.43	5	30
1/2"	4FS6	3/4"	steel	29.64	3.49	88.6	1.19	30.2	1"	0.48	5	30





Body Size	J-Series Truflate Interchange Nipple (Standard Hose Barb)											
	Part Detail			List Price	Length		Maximum OD		Hex Inch	Weight Lb	Package Qty	
	Part Number	Hose ID	Material		Inch	mm	Inch	mm			Bag	Box
1/4"	J2S2	1/4"	steel	\$3.62	1.99	50.5	0.56	14.2	-	0.04	10	100
1/4"	J2S3	3/8"	steel	3.96	1.99	50.5	0.56	14.2	-	0.05	10	100
3/8"	J3S2	1/4"	steel	6.81	2.18	55.4	0.75	19.1	-	0.08	10	50
3/8"	J3S3	3/8"	steel	5.28	2.18	55.4	0.75	19.1	-	0.07	10	50
3/8"	J3S4	1/2"	steel	7.38	2.18	55.4	0.75	19.1	-	0.10	10	50
1/2"	J4S3	3/8"	steel	7.38	2.54	64.5	0.75	19.1	-	0.08	10	50
1/2"	J4S4	1/2"	steel	6.81	2.54	64.5	0.75	19.1	-	0.11	10	50
1/2"	J4S6	3/4"	steel	11.07	2.54	64.5	0.94	23.9	-	0.18	10	50

J-Series Pneumatic Couplings

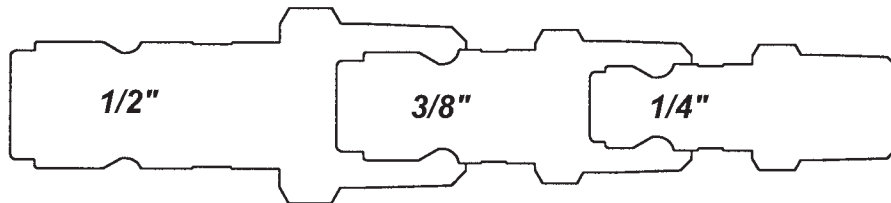


Body Size	J-Series Truflate Interchange Coupler (Push-Loc Barb)											
	Part Detail			List Price	Length		Maximum OD		Hex Inch	Weight Lb	Package Qty	
	Part Number	Hose ID	Material		Inch	mm	Inch	mm			Bag	Box
1/4"	2JB2-B	1/4"	brass	\$10.92	2.37	60.2	0.88	22.4	3/4"	0.19	10	100
1/4"	2JB3-B	3/8"	brass	11.03	2.49	63.2	0.88	22.4	3/4"	0.18	10	100
3/8"	3JB2	1/4"	steel	25.48	2.8	71.1	1.06	26.9	7/8"	0.25	10	50
3/8"	3JB3	3/8"	steel	25.25	2.8	71.1	1.06	26.9	7/8"	0.27	10	50
3/8"	3JB4	1/2"	steel	25.84	2.8	71.1	1.06	26.9	7/8"	0.28	10	50
1/2"	4FB3	3/8"	steel	31.79	3.4	86.4	1.19	30.2	1"	0.40	5	30
1/2"	4FB4	1/2"	steel	30.94	3.4	86.4	1.19	30.2	1"	0.43	5	30



Body Size	J-Series Truflate Interchange Nipple (Push-Loc Barb)											
	Part Detail			List Price	Length		Maximum OD		Hex Inch	Weight Lb	Package Qty	
	Part Number	Hose ID	Material		Inch	mm	Inch	mm			Bag	Box
1/4"	J2B2	1/4"	steel	\$3.62	2.09	53.1	0.69	17.5	-	0.04	10	100
1/4"	J2B3	3/8"	steel	3.96	2.09	53.1	0.86	21.8	-	0.05	10	100
3/8"	J3B3	3/8"	steel	7.19	2.21	56.1	0.75	19.1	-	0.08	10	50
1/2"	J4B4	1/2"	steel	10.67	2.67	67.8	0.75	19.1	-	0.11	10	50

J Series Profile



M-Series Pneumatic Couplings

Interchange Data:

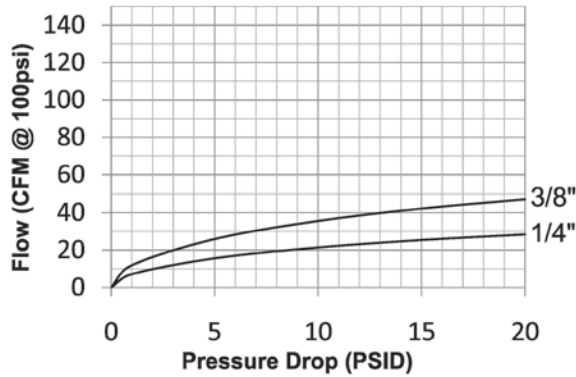
- ARO 210 (1/4") and ARO 310 (3/8") Interchange
- Automatic Couplings Interchange with ARO 210/310 and Hansen Series 210/310
- Manual Couplings Interchange with Parker 50-Series and Amflow Type 'B'

Materials:

- Machined components are manufactured using solid steel or brass bar stock.
- Stainless steel balls, retaining rings, pins and springs maximize corrosion resistance and extend service life.
- Steel componentry is plated using ROHS Compliant Trivalent Chrome.
- Automatic couplers constructed of steel.
- Manual couplers constructed of brass.

Seal Components:

- Nitrile (Buna-N) seals are standard providing a temperature range of -40°F to +250°F (-40°C to +121°C).


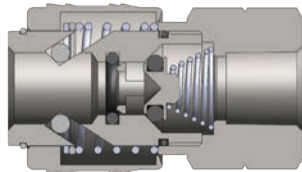


Rated Pressure Chart:

Body Size	M-Series ARO Interchange (Connected)															
	Auto Coupler/Steel Plug				Auto Coupler/Brass Plug				Manual Coupler/Steel Plug				Manual Coupler/Brass Plug			
	Max. Working		Burst		Max. Working		Burst		Max. Working		Burst		Max. Working		Burst	
	PSI	Bar	PSI	Bar	PSI	Bar	PSI	Bar	PSI	Bar	PSI	Bar	PSI	Bar	PSI	Bar
1/4"	300	20	2,600	179	300	20	5,000	345	300	20	12,400	855	300	20	12,700	876
3/8"	300	20	3,300	228	-	-	-	-	-	-	-	-	-	-	-	-



Technical Specifications:

Body Size	Interchange Standards				Functional Parameters				
	U.S. Military	U.S. Government	International Standards	ANSI/NFPA Standards	Locking Mechanism	Air Inclusion	Fluid Loss	Vacuum Rating	Flow $\Delta P = 15$ PSI
1/4"	-	-	-	-	Manual - 4 Ball	N/A	N/A	N/R	25 CFM
1/4"	-	-	-	-	Auto - Pins	N/A	N/A	N/R	22 CFM
3/8"	-	-	-	-	Auto - Pins	N/A	N/A	N/R	42 CFM




Body Size	M-Series Automatic ARO Interchange Coupler (Female Threads)											
	Part Detail			List Price	Length		Maximum OD		Hex Inch	Weight Lb	Package Qty	
	Part Number	Threads	Material		Inch	mm	Inch	mm			Bag	Box
1/4"	2MF2-PL	1/4" - 18 NPT	steel	\$12.85	1.72	43.6	1.06	27.0	13/16"	0.28	10	100
1/4"	2MF3-PL	3/8" - 18 NPT	steel	15.48	1.72	43.6	1.06	27.0	13/16"	0.28	10	100
3/8"	3MF3-PL	3/8" - 18 NPT	steel	19.57	1.93	49.0	1.26	32.0	1-1/16"	0.43	10	50

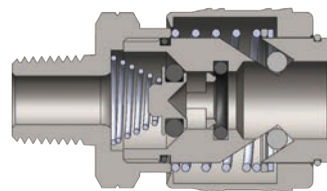

M-Series Pneumatic Couplings



Body Size	M-Series Manual ARO Interchange Coupler (Female Threads)											
	Part Detail			List Price	Length		Maximum OD		Hex Inch	Weight Lb	Package Qty	
	Part Number	Threads	Material		Inch	mm	Inch	mm			Bag	Box
1/4"	2MF2-B	1/4" - 18 NPT	brass	\$10.73	1.97	50.0	0.87	22.0	3/4"	0.20	10	100
1/4"	2MF3-B	3/8" - 18 NPT	brass	12.72	2.05	52.0	0.87	22.0	13/16"	0.20	10	100

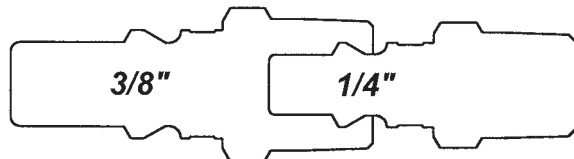


Body Size	M-Series ARO Interchange Nipple (Female Threads)											
	Part Detail			List Price	Length		Maximum OD		Hex Inch	Weight Lb	Package Qty	
	Part Number	Threads	Material		Inch	mm	Inch	mm			Bag	Box
1/4"	M2F2	1/4" - 18 NPTF	steel	\$2.16	1.57	39.9	0.79	20.1	11/16"	0.04	10	100
1/4"	M2F2-B	1/4" - 18 NPTF	brass	2.27	1.57	39.9	0.79	20.1	11/16"	0.04	10	100
1/4"	M2F3	3/8" - 18 NPTF	steel	5.14	1.57	39.9	1.01	25.7	7/8"	0.06	10	100
3/8"	M3F3	3/8" - 18 NPTF	steel	6.19	1.82	46.2	1.01	25.7	7/8"	0.10	10	50





Body Size	M-Series Automatic ARO Interchange Coupler (Male Threads)											
	Part Detail			List Price	Length		Maximum OD		Hex Inch	Weight Lb	Package Qty	
	Part Number	Threads	Material		Inch	mm	Inch	mm			Bag	Box
1/4"	2MM2-PL	1/4" - 18 NPT	steel	\$12.85	1.70	43.2	1.06	27.0	13/16"	0.28	10	100
1/4"	2MM3-PL	3/8" - 18 NPT	steel	15.48	1.80	45.6	1.06	27.0	13/16"	0.28	10	100
3/8"	3MM3-PL	3/8" - 18 NPT	steel	19.57	1.89	48.0	1.26	32.0	1-1/16"	0.43	10	50
3/8"	3MM4-PL	1/2" - 14 NPTF	steel	18.82	1.89	48.0	1.26	32.0	1-1/16"	0.43	10	50


M Series Profile





M-Series Pneumatic Couplings



Body Size	M-Series Manual ARO Interchange Coupler (Male Threads)											
	Part Detail			List Price	Length		Maximum OD		Hex Inch	Weight Lb	Package Qty	
	Part Number	Threads	Material		Inch	mm	Inch	mm			Bag	Box
1/4"	2MM2-B	1/4" - 18 NPT	brass	\$10.73	2.13	54.0	0.87	22.0	3/4"	0.19	10	100
1/4"	2MM3-B	3/8" - 18 NPT	brass	12.72	2.13	54.0	0.87	22.0	13/16"	0.20	10	100





Body Size	M-Series ARO Interchange Nipple (Male Threads)											
	Part Detail			List Price	Length		Maximum OD		Hex Inch	Weight Lb	Package Qty	
	Part Number	Threads	Material		Inch	mm	Inch	mm			Bag	Box
1/4"	M2M1	1/8" - 27 NPTF	steel	\$3.21	1.48	37.6	0.58	14.7	1/2"	0.04	10	100
1/4"	M2M2	1/4" - 18 NPTF	steel	2.10	1.60	40.6	0.65	16.5	9/16"	0.05	10	100
1/4"	M2M2-B	1/4" - 18 NPTF	brass	2.16	1.60	40.6	0.65	16.5	9/16"	0.05	10	100
1/4"	M2M3	3/8" - 18 NPTF	steel	4.38	1.80	45.7	0.79	20.1	11/16"	0.06	10	100
3/8"	M3M3	3/8" - 18 NPTF	steel	5.84	1.91	48.5	0.79	20.1	11/16"	0.10	10	50





Body Size	M-Series Automatic ARO Interchange Coupler (Standard Hose Barb)											
	Part Detail			List Price	Length		Maximum OD		Hex Inch	Weight Lb	Package Qty	
	Part Number	Hose ID	Material		Inch	mm	Inch	mm			Bag	Box
1/4"	2MS2-PL	1/4"	steel	\$14.88	1.91	48.6	1.06	27.0	13/16"	0.28	10	100
1/4"	2MS2.5-PL	5/16"	steel	14.88	2.33	59.1	1.06	27.0	13/16"	0.28	10	100
1/4"	2MS3-PL	3/8"	steel	16.00	2.50	63.6	1.06	27.0	13/16"	0.30	10	100
3/8"	3MS3-PL	3/8"	steel	17.65	2.60	66.0	1.26	32.0	1-1/16"	0.43	10	50

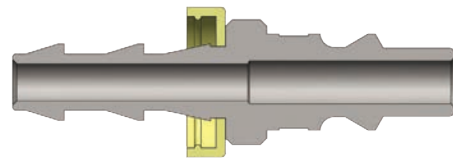
M-Series Pneumatic Couplings



Body Size	M-Series Manual ARO Interchange Coupler (Standard Hose Barb)											
	Part Detail			List Price	Length		Maximum OD		Hex Inch	Weight Lb	Package Qty	
	Part Number	Hose ID	Material		Inch	mm	Inch	mm			Bag	Box
1/4"	2MS2-B	1/4"	brass	\$12.89	2.36	60.0	0.87	22.0	3/4"	0.20	10	100
1/4"	2MS3-B	3/8"	brass	13.63	2.76	70.0	0.87	22.0	13/16"	0.20	10	100



Body Size	M-Series ARO Interchange Nipple (Standard Hose Barb)											
	Part Detail			List Price	Length		Maximum OD		Hex Inch	Weight Lb	Package Qty	
	Part Number	Hose ID	Material		Inch	mm	Inch	mm			Bag	Box
1/4"	M2S2	1/4"	steel	\$4.08	2.00	50.8	0.56	14.2	-	0.03	10	100
1/4"	M2S3	3/8"	steel	4.91	2.00	50.8	0.56	14.2	-	0.05	10	100
3/8"	M3S3	3/8"	steel	7.13	2.25	57.2	0.88	22.4	-	0.09	10	50



Body Size	M-Series ARO Interchange Nipple (Push-Loc Barb)											
	Part Detail			List Price	Length		Maximum OD		Hex Inch	Weight Lb	Package Qty	
	Part Number	Hose ID	Material		Inch	mm	Inch	mm			Bag	Box
1/4"	M2B2	1/4"	steel	\$3.27	2.09	53.1	0.69	17.5	-	0.03	10	100



It is important to be safe when installing quick disconnect couplings into a pneumatic circuit. Never install a pneumatic coupling directly into an air tool, use a piece of hose that is at least 18" long, between the tool and the coupling, to prevent damage to the coupling. To protect the operator, safety devices, such as a safety check valve and safety cable should be installed in case there is a hose or coupling failure.

CJ-Series Pneumatic Couplings

Interchange Data:

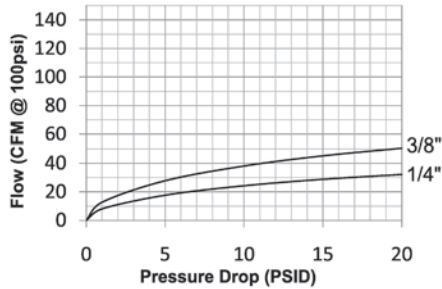
- European High-Flow Interchange
- 1/4" interchanges with Coilhose Megaflow, CEJN 320, and Rectus 25KA/26KA
- 3/8" interchanges with Rectus 27KA and Series 410

Materials:

- Machined components are manufactured using solid steel or brass bar stock.
- Stainless steel balls, retaining rings, and springs maximize corrosion resistance and extend service life.
- Steel componentry is plated using ROHS Compliant Trivalent Chrome.

Seal Components:

- Nitrile (Buna-N) pneumatically energized seals are standard, providing a temperature range of -40°F to +250°F (-40°C to +121°C).




Rated Pressure Chart:

Body Size	CJ-Series European High-Flow Interchange (Connected)							
	Brass Coupler/Steel Plug				Brass Coupler/Plug			
	Maximum Working		Burst		Maximum Working		Burst	
	PSI	Bar	PSI	Bar	PSI	Bar	PSI	Bar
1/4"	300	20	9,500	655	300	20	7,200	500
3/8"	300	20	8,000	552	300	20	4,400	300



Technical Specifications:

Body Size	Interchange Standards				Functional Parameters				
	U.S. Military	U.S. Government	International Standards	ANSI/NFPA Standards	Locking Ball Quantity	Air Inclusion	Fluid Loss	Vacuum Rating	Flow $\Delta P = 15 \text{ PSI}$
1/4"	-	-	-	-	6	N/A	N/A	N/R	37 CFM
3/8"	-	-	-	-	6	N/A	N/A	N/R	67 CFM

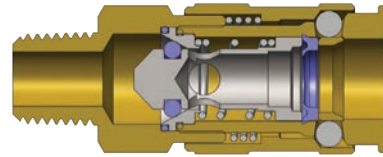


Body Size	CJ-Series European Interchange Coupler (Female Threads)											
	Part Detail			List Price	Length		Maximum OD		Hex Inch	Weight Lb	Package Qty	
	Part Number	Threads	Material		Inch	mm	Inch	mm			Bag	Box
1/4"	2CJF2-B	1/4" - 18 NPT	brass	\$14.93	2.32	59.0	0.92	23.4	3/4"	0.26	10	100
1/4"	2CJBF2-B	1/4" - 19 BSPP	brass	14.93	2.32	59.0	0.92	23.4	3/4"	0.26	10	100
1/4"	2CJF3-B	3/8" - 18 NPT	brass	21.46	2.32	59.0	0.92	23.4	3/4"	0.27	10	100
1/4"	2CJBF3-B	3/8" - 19 BSPP	brass	21.46	2.32	59.0	0.92	23.4	3/4"	0.27	10	100
3/8"	3CJF3-B	3/8" - 18 NPT	brass	30.51	2.54	64.5	1.091	27.7	15/16"	0.46	10	50
3/8"	3CJBF3-B	3/8" - 19 BSPP	brass	30.51	2.54	64.5	1.09	27.7	15/16"	0.46	10	50
3/8"	3CJF4-B	1/2" - 14 NPT	brass	32.68	2.68	68.0	1.09	27.7	15/16"	0.51	10	50
3/8"	3CJBF4-B	1/2" - 14 BSPP	brass	32.68	2.68	68.0	1.09	27.7	15/16"	0.51	10	50

CJ-Series Pneumatic Couplings




Body Size	CJ-Series European Interchange Nipple (Female Threads)											
	Part Detail			List Price	Length		Maximum OD		Hex Inch	Weight Lb	Package Qty	
	Part Number	Threads	Material		Inch	mm	Inch	mm			Bag	Box
1/4"	CJ2F2-LG	1/4" - 18 NPT	steel	\$4.29	1.42	36.0	0.79	20.1	11/16"	0.07	10	100
1/4"	CJ2F2-B	1/4" - 18 NPT	brass	3.37	1.42	36.0	0.79	20.1	11/16"	0.06	10	100
1/4"	CJ2BF2-LG	1/4" - 19 BSPP	steel	4.29	1.42	36.0	0.79	20.1	11/16"	0.07	10	100
1/4"	CJ2BF2-B	1/4" - 19 BSPP	brass	3.37	1.42	36.0	0.79	20.1	11/16"	0.06	10	100
1/4"	CJ2F3-LG	3/8" - 18 NPT	steel	5.60	1.48	37.5	1.01	25.7	7/8"	0.10	10	100
1/4"	CJ2F3-B	3/8" - 18 NPT	brass	4.25	1.48	37.5	1.01	25.7	7/8"	0.09	10	100
1/4"	CJ2BF3-LG	3/8" - 19 BSPP	steel	5.60	1.48	37.5	1.01	25.7	7/8"	0.10	10	100
1/4"	CJ2BF3-B	3/8" - 19 BSPP	brass	4.25	1.48	37.5	1.01	25.7	7/8"	0.09	10	100
3/8"	CJ3F3	3/8" - 18 NPT	steel	5.63	1.50	38.0	1.01	25.7	7/8"	0.15	10	50
3/8"	CJ3F3-B	3/8" - 18 NPT	brass	3.97	1.50	38.0	1.01	25.7	7/8"	0.15	10	50
3/8"	CJ3BF3	3/8" - 19 BSPP	steel	5.63	1.50	38.0	1.01	25.7	7/8"	0.15	10	50
3/8"	CJ3BF3-B	3/8" - 19 BSPP	brass	3.97	1.50	38.0	1.01	25.7	7/8"	0.15	10	50
3/8"	CJ3F4	1/2" - 14 NPT	steel	6.80	1.71	43.5	1.16	29.5	1"	0.20	10	50
3/8"	CJ3F4-B	1/2" - 14 NPT	brass	4.42	1.71	43.5	1.16	29.5	1"	0.20	10	50
3/8"	CJ3BF4	1/2" - 14 BSPP	steel	6.80	1.71	43.5	1.16	29.5	1"	0.20	10	50
3/8"	CJ3BF4-B	1/2" - 14 BSPP	brass	4.42	1.71	43.5	1.16	29.5	1"	0.20	10	50



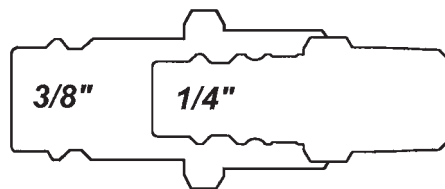
Body Size	CJ-Series European Interchange Coupler (Male Threads)											
	Part Detail			List Price	Length		Maximum OD		Hex Inch	Weight Lb	Package Qty	
	Part Number	Threads	Material		Inch	mm	Inch	mm			Bag	Box
1/4"	2CJM2-B	1/4" - 18 NPT	brass	\$14.53	2.44	62.0	0.92	23.4	3/4"	0.25	10	100
1/4"	2CJBM2-B	1/4" - 19 BSPT	brass	14.53	2.44	62.0	0.92	23.4	3/4"	0.25	10	100
1/4"	2CJM3-B	3/8" - 18 NPT	brass	15.49	2.44	62.0	0.92	23.4	3/4"	0.26	10	100
1/4"	2CJBM3-B	3/8" - 19 BSPT	brass	15.49	2.44	62.0	0.92	23.4	3/4"	0.26	10	100
3/8"	3CJM3-B	3/8" - 18 NPT	brass	30.51	2.64	67.0	1.09	27.7	15/16"	0.42	10	50
3/8"	3CJBM3-B	3/8" - 19 BSPT	brass	30.51	2.64	67.0	1.09	27.7	15/16"	0.42	10	50
3/8"	3CJM4-B	1/2" - 14 NPT	brass	32.68	2.76	70.0	1.09	27.7	15/16"	0.45	10	50
3/8"	3CJBM4-B	1/2" - 14 BSPT	brass	32.68	2.76	70.0	1.09	27.7	15/16"	0.45	10	50

CJ-Series Pneumatic Couplings



Body Size	CJ-Series European Interchange Nipple (Male Threads)											
	Part Detail			List Price	Length		Maximum OD		Hex Inch	Weight Lb	Package Qty	
	Part Number	Threads	Material		Inch	mm	Inch	mm			Bag	Box
1/4"	CJ2M2-LG	1/4" - 18 NPT	steel	\$4.08	1.48	37.5	0.65	16.5	9/16"	0.07	10	100
1/4"	CJ2M2-B	1/4" - 18 NPT	brass	3.18	1.48	37.5	0.65	16.5	9/16"	0.05	10	100
1/4"	CJ2BM2-LG	1/4" - 19 BSPT	steel	4.08	1.48	37.5	0.65	16.5	9/16"	0.07	10	100
1/4"	CJ2BM2-B	1/4" - 19 BSPT	brass	3.18	1.48	37.5	0.65	16.5	9/16"	0.05	10	100
1/4"	CJ2M3-LG	3/8" - 18 NPT	steel	5.36	1.56	39.5	0.79	20.1	11/16"	0.09	10	100
1/4"	CJ2M3-B	3/8" - 18 NPT	brass	4.18	1.56	39.5	0.79	20.1	11/16"	0.08	10	100
1/4"	CJ2BM3-LG	3/8" - 19 BSPT	steel	5.36	1.56	39.5	0.79	20.1	11/16"	0.09	10	100
1/4"	CJ2BM3-B	3/8" - 19 BSPT	brass	4.18	1.56	39.5	0.79	20.1	11/16"	0.08	10	100
3/8"	CJ3M3	3/8" - 18 NPT	steel	5.28	1.57	40.0	0.79	20.1	11/16"	0.13	10	50
3/8"	CJ3M3-B	3/8" - 18 NPT	brass	3.79	1.57	40.0	0.79	20.1	11/16"	0.13	10	50
3/8"	CJ3BM3	3/8" - 19 BSPT	steel	5.28	1.57	40.0	0.79	20.1	11/16"	0.13	10	50
3/8"	CJ3BM3-B	3/8" - 19 BSPT	brass	5.13	1.57	40.0	0.79	20.1	11/16"	0.13	10	50
3/8"	CJ3M4	1/2" - 14 NPT	steel	6.80	1.81	46.0	1.01	25.7	7/8"	0.18	10	50
3/8"	CJ3M4-B	1/2" - 14 NPT	brass	4.12	1.81	46.0	1.01	25.7	7/8"	0.18	10	50
3/8"	CJ3BM4	1/2" - 14 BSPT	steel	6.80	1.81	46.0	1.01	25.7	7/8"	0.18	10	50
3/8"	CJ3BM4-B	1/2" - 14 BSPT	brass	4.12	1.81	46.0	1.01	25.7	7/8"	0.18	10	50

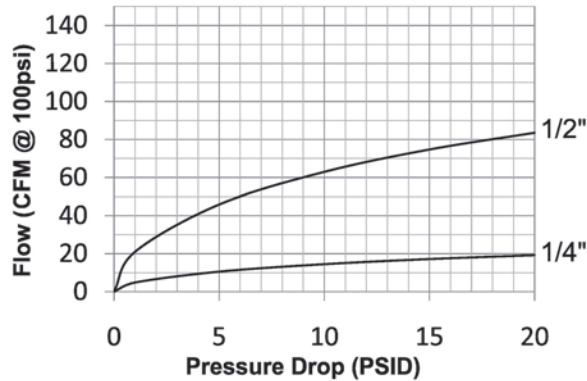
CJ Series Profile



SHD-Series Pneumatic Couplings

Interchange Data:

- Schrader Twist-Lock Interchange
- Parker Twist-Lock, Tomco Series-TL, Foster SHD



Materials:

- Machined components are manufactured using solid steel, brass, or aluminum bar stock.
- Stainless steel toggle-pawls, retaining rings, and springs maximize corrosion resistance and extend service life.
- Steel componentry is plated using ROHS Compliant Trivalent Chrome.
- Adapter components are constructed of brass.
- Sleeves are constructed of steel.

Seal Components:

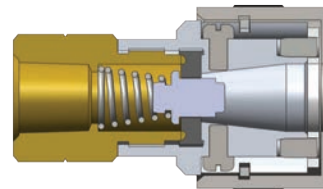
- Nitrile (Buna-N) seals are standard providing a temperature range of -40°F to +250°F (-40°C to +121°C).

Rated Pressure Chart:

Body Size	SHD-Series Schrader Interchange (Connected)			
	Coupler/Steel Plug			
	Maximum Working		Burst	
	PSI	Bar	PSI	Bar
1/4"	300	20	6,500	448
1/2"	300	20	13,400	924



Technical Specifications:

Body Size	Interchange Standards				Functional Parameters				
	U.S. Military	U.S. Government	International Standards	ANSI/NFPA Standards	Locking Mechanism	Air Inclusion	Fluid Loss	Vacuum Rating	Flow $\Delta P = 15 \text{ PSI}$
1/4"	-	-	-	-	Toggle-Pawls	N/A	N/A	N/R	17 CFM
1/2"	-	-	-	-	Toggle-Pawls	N/A	N/A	N/R	75 CFM


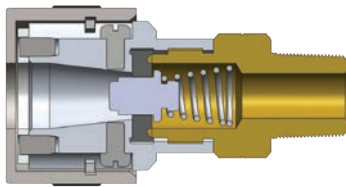


Body Size	SHD-Series Schrader Interchange Coupler (Female Threads)											
	Part Detail			List Price	Length		Maximum OD		Hex Inch	Weight Lb	Package Qty	
	Part Number	Threads	Material		Inch	mm	Inch	mm			Bag	Box
1/4"	2SHDF2	1/4" - 18 NPT	aluminum	\$18.01	2.10	53.3	1.12	28.4	11/16"	0.21	10	100
1/4"	2SHDF3	3/8" - 18 NPT	aluminum	19.76	2.18	55.4	1.12	28.4	11/16"	0.24	10	100
1/2"	4SHDF3	3/8" - 18 NPT	aluminum	32.70	2.59	65.8	1.50	38.1	1-1/8"	0.44	5	30
1/2"	4SHDF4	1/2" - 14 NPT	aluminum	32.70	2.66	67.6	1.50	38.1	1-1/8"	0.44	5	30
1/2"	4SHDF6	3/4" - 14 NPT	aluminum	33.79	2.81	71.4	1.50	38.1	1-1/8"	0.44	5	30

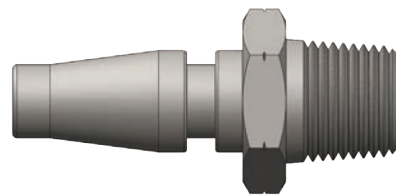

SHD-Series Pneumatic Couplings



Body Size	SHD-Series Schrader Interchange Nipple (Female Threads)											
	Part Detail			List Price	Length		Maximum OD		Hex Inch	Weight Lb	Package Qty	
	Part Number	Threads	Material		Inch	mm	Inch	mm			Bag	Box
1/4"	SHD2F1	1/8" - 27 NPT	steel	\$3.51	1.49	37.9	0.79	20.1	11/16"	0.04	10	100
1/4"	SHD2F2	1/4" - 18 NPT	steel	3.51	1.62	41.2	0.79	20.1	11/16"	0.07	10	100
1/2"	SHD4F3	3/8" - 18 NPT	steel	7.18	1.79	45.5	1.01	25.7	7/8"	0.14	10	50

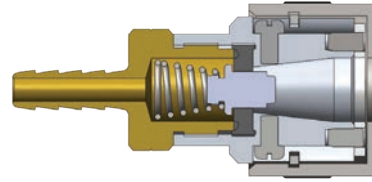



Body Size	SHD-Series Schrader Interchange Coupler (Male Threads)											
	Part Detail			List Price	Length		Maximum OD		Hex Inch	Weight Lb	Package Qty	
	Part Number	Threads	Material		Inch	mm	Inch	mm			Bag	Box
1/4"	2SHDM2	1/4" - 18 NPT	aluminum	\$18.01	2.22	56.4	1.12	28.4	11/16"	0.21	10	100
1/4"	2SHDM3	3/8" - 18 NPT	aluminum	19.76	2.28	57.9	1.12	28.4	11/16"	0.22	10	100
1/2"	4SHDM3	3/8" - 18 NPT	aluminum	32.70	2.55	64.8	1.50	38.1	1-1/8"	0.39	5	30
1/2"	4SHDM4	1/2" - 14 NPT	aluminum	32.70	2.61	66.3	1.50	38.1	1-1/8"	0.40	5	30





Body Size	SHD-Series Schrader Interchange Nipple (Male Threads)											
	Part Detail			List Price	Length		Maximum OD		Hex Inch	Weight Lb	Package Qty	
	Part Number	Threads	Material		Inch	mm	Inch	mm			Bag	Box
1/4"	SHD2M1	1/8" - 27 NPT	steel	\$3.48	1.54	39.1	0.79	20.1	11/16"	0.05	10	100
1/4"	SHD2M2	1/4" - 18 NPT	steel	3.48	1.72	43.7	0.79	20.1	11/16"	0.05	10	100
1/2"	SHD4M3	3/8" - 18 NPT	steel	6.97	1.81	46.0	1.01	25.7	7/8"	0.12	10	50
1/2"	SHD4M4	1/2" - 14 NPT	steel	7.18	1.87	47.5	1.01	25.7	7/8"	0.12	10	50

SHD-Series Pneumatic Couplings

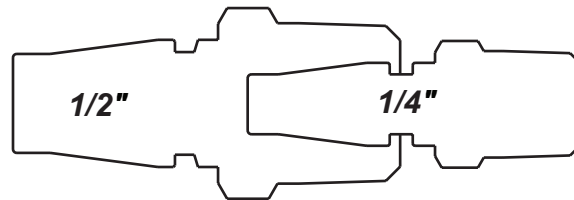


Body Size	SHD-Series Schrader Interchange Coupler (Standard Hose Barb)											
	Part Detail			List Price	Length		Maximum OD		Hex Inch	Weight Lb	Package Qty	
	Part Number	Hose ID	Material		Inch	mm	Inch	mm			Bag	Box
1/4"	2SHDS2	1/4"	aluminum	\$19.59	2.54	64.5	1.12	28.4	11/16"	0.22	10	100
1/4"	2SHDS3	3/8"	aluminum	21.33	2.67	67.8	1.12	28.4	11/16"	0.21	10	100
1/2"	4SHDS3	3/8"	aluminum	34.01	2.99	76.0	1.50	38.1	1-1/8"	0.39	5	30
1/2"	4SHDS4	1/2"	aluminum	34.37	4.23	107.4	1.50	38.1	1-1/8"	0.40	5	30



Body Size	SHD-Series Schrader Interchange Nipple (Standard Hose Barb)											
	Part Detail			List Price	Length		Maximum OD		Hex Inch	Weight Lb	Package Qty	
	Part Number	Hose ID	Material		Inch	mm	Inch	mm			Bag	Box
1/4"	SHD2S2	1/4"	steel	\$3.48	2.03	51.6	0.65	16.5	-	0.04	10	100
1/4"	SHD2S3	3/8"	steel	4.62	2.22	56.4	0.65	16.5	-	0.06	10	100
1/2"	SHD4S3	3/8"	steel	7.94	2.34	59.4	0.8	20.3	-	0.11	10	50
1/2"	SHD4S4	1/2"	steel	8.30	2.53	64.3	0.8	20.3	-	0.12	10	50

SHD Series Profile

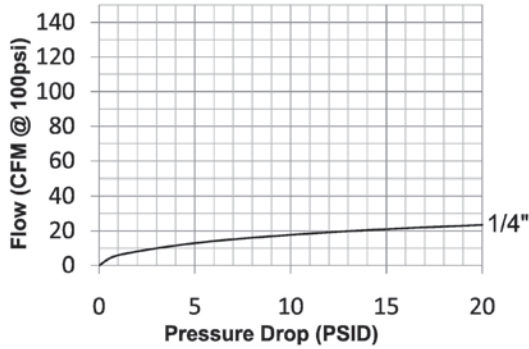


! Operating pressure for couplings utilizing hose barb end connections may be dramatically reduced to that of the hose rating and/or hose end connection combination. Consult hose manufacturer's catalog for hose end connection ratings. If in doubt, test under controlled conditions for suitability to application. Dixon Quick Coupling cannot assume liability for misapplication of production resulting in equipment down-time, lost production, and/or personal injury including death.

L-Series Pneumatic Couplings

Interchange Data:

- Lincoln Long-Nose Automotive Interchange
- Parker 70-Series, Tomco Series-1110, Coilhose Type-17



Materials:

- Machined components are manufactured using solid brass or steel bar stock.
- Stainless steel balls, retaining rings, and springs maximize corrosion resistance and extend service life.
- Steel componentry is plated using ROHS Compliant Trivalent Chrome.

Seal Components:


- Nitrile (Buna-N) seals are standard, providing a temperature range of -40°F to +250°F (-40°C to +121°C).

Rated Pressure Chart:



L-Series Lincoln Interchange (Connected)				
Body Size	Brass Coupler/Steel Plug			
	Maximum Working		Burst	
	PSI	Bar	PSI	Bar
1/4"	300	21	5,000	345

Technical Specifications:

Body Size	Interchange Standards				Functional Parameters				
	U.S. Military	U.S. Government	International Standards	ANSI/NFPA Standards	Locking Ball Quantity	Air Inclusion	Fluid Loss	Vacuum Rating	Flow ΔP = 15 PSI
1/4"	-	-	-	-	4	N/A	N/A	N/R	21 CFM




L-Series Lincoln Interchange Coupler (Female Threads)												
Body Size	Part Detail			List Price	Length		Maximum OD		Hex Inch	Weight Lb	Package Qty	
	Part Number	Threads	Material		Inch	mm	Inch	mm			Bag	Box
1/4"	2LF2-B	1/4" - 18 NPT	brass	\$13.78	2.40	61.0	0.90	22.9	3/4"	0.26	10	100





L-Series Lincoln Interchange Nipple (Female Threads)												
Body Size	Part Detail			List Price	Length		Maximum OD		Hex Inch	Weight Lb	Package Qty	
	Part Number	Threads	Material		Inch	mm	Inch	mm			Bag	Box
1/4"	L2F2	1/4" - 18 NPT	steel	\$4.69	2.10	53.3	0.72	18.3	5/8"	0.05	10	100

L-Series Pneumatic Couplings



Body Size	L-Series Lincoln Interchange Coupler (Male Threads)											
	Part Detail			List Price	Length		Maximum OD		Hex Inch	Weight Lb	Package Qty	
	Part Number	Threads	Material		Inch	mm	Inch	mm			Bag	Box
1/4"	2LM2-B	1/4"-18 NPT	brass	\$13.78	2.62	66.5	0.90	22.9	3/4"	0.24	10	100



Body Size	L-Series Lincoln Interchange Nipple (Male Threads)											
	Part Detail			List Price	Length		Maximum OD		Hex Inch	Weight Lb	Package Qty	
	Part Number	Threads	Material		Inch	mm	Inch	mm			Bag	Box
1/4"	L2M2	1/4" - 18 NPT	steel	\$4.69	2.25	57.2	0.65	16.5	9/16"	0.06	10	100

L Series Profile



! It is important to be safe when installing quick disconnect couplings into a pneumatic circuit. Never install a pneumatic coupling directly into an air tool, use a piece of hose that is at least 18" long, between the tool and the coupling, to prevent damage to the coupling. To protect the operator, safety devices, such as a safety check valve and safety cable should be installed in case there is a hose or coupling failure.

U-Series Pneumatic Couplings

Interchange Data:

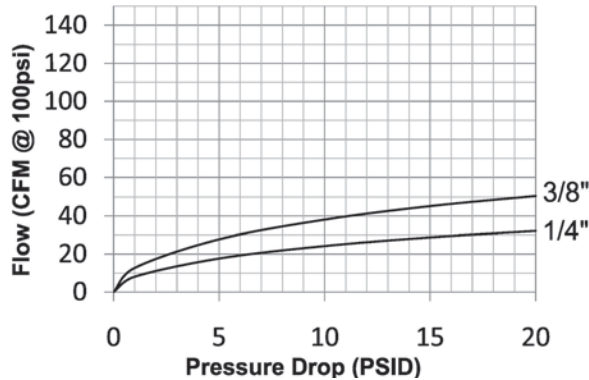
- 2U-Series 6-in-1 (Aro 210, Industrial, Truflate, Lincoln, Italian, and CEJN 320)
- 3U-Series 4-in-1 (ARO 310, Industrial, Truflate, and CEJN 410)
- Parker UC-Series, Hansen Auto-Flo 23, and Tomco Series UC

Materials:

- Machined components are manufactured using solid brass bar stock.
- Stainless steel balls, retaining rings, and springs maximize corrosion resistance and extend service life.
- Valve components are machined from solid brass bar stock.

Seal Components:

- Nitrile (Buna-N) pneumatically energized seals are standard, temperature range of -40°F to +250°F (-40°C to +121°C).



Rated Pressure Chart:

Body Size	U-Series Automatic Universal Coupler Connected															
	Coupler/Steel DF Plug				Coupler/Steel CJ Plug				Coupler/Steel J Plug				Coupler/Steel M Plug			
	Max. Working		Burst		Max. Working		Burst		Max. Working		Burst		Max. Working		Burst	
	PSI	Bar	PSI	Bar	PSI	Bar	PSI	Bar	PSI	Bar	PSI	Bar	PSI	Bar	PSI	Bar
1/4"	300	20	2,800	193	300	20	9,500	655	300	20	6,400	441	300	20	4,300	297
3/8"	300	20	2,000	138	300	20	8,000	552	300	20	4,000	276	300	20	2,000	138


Technical Specifications:

Body Size	Interchange Standards				Functional Parameters				
	U.S. Military	U.S. Government	International Standards	ANSI/NFPA Standards	Locking Ball Quantity	Air Inclusion	Fluid Loss	Vacuum Rating	Flow ΔP = 15 PSI
1/4"	-	-	-	-	6	N/A	N/A	N/R	37 SCFM
3/8"	-	-	-	-	6	N/A	N/A	N/R	67 SCFM

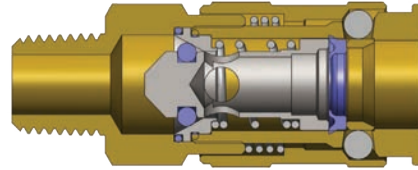
- Note: Many competitive Universal couplings are unable to match the performance capabilities of the Dixon U-Series. Each of the competitive Universal couplers only accept three pneumatic nipple styles. Although the universal coupler permits multiple series nipples to mate with one coupler, it is recommended to match like series couplers and nipples. When using a Universal coupler, the lower performance rating between the coupler and nipple must take precedence.
- Dry air: Some pneumatic applications require the pressurized air to be 'dried' to ensure proper operation of equipment and/or application of product (ie. auto body shops). It is best to match like series couplers and nipples in these applications. If it is necessary to use a Universal coupler, lube the seal and valve area regularly to ensure reliable service.



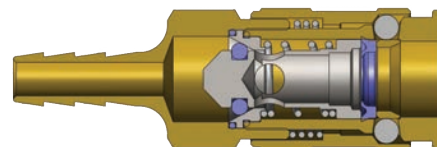

U-Series Pneumatic Couplings



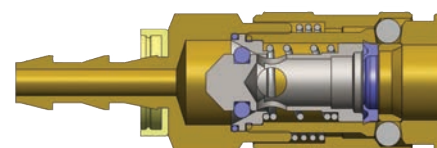

Body Size	U-Series Automatic Universal Coupler (Female Threads)											
	Part Detail			List Price	Length		Maximum OD		Hex Inch	Weight Lb	Package Qty	
	Part Number	Threads	Material		Inch	mm	Inch	mm			Bag	Box
1/4"	2UF2-B	1/4" - 18 NPT	brass	\$17.07	2.32	59.0	0.92	23.4	3/4"	0.26	10	100
1/4"	2UF3-B	3/8" - 18 NPT	brass	17.68	2.32	59.0	0.92	23.4	3/4"	0.27	10	100
3/8"	3UF3-B	3/8" - 18 NPT	brass	33.22	2.54	64.5	1.09	27.7	15/16"	0.31	10	50



Body Size	U-Series Automatic Universal Coupler (Male Threads)											
	Part Detail			List Price	Length		Maximum OD		Hex Inch	Weight Lb	Package Qty	
	Part Number	Threads	Material		Inch	mm	Inch	mm			Bag	Box
1/4"	2UM2-B	1/4" - 18 NPT	brass	\$17.07	2.44	62.0	0.92	23.4	3/4"	0.24	10	100
1/4"	2UM3-B	3/8" - 18 NPT	brass	18.70	2.44	62.0	0.92	23.4	3/4"	0.25	10	100
3/8"	3UM3-B	3/8" - 18 NPT	brass	33.22	2.64	67.0	1.09	27.7	15/16"	0.30	10	50



Body Size	U-Series Automatic Universal Coupler (Standard Hose Barb)											
	Part Detail			List Price	Length		Maximum OD		Hex Inch	Weight Lb	Package Qty	
	Part Number	Hose ID	Material		Inch	mm	Inch	mm			Bag	Box
1/4"	2US2-B	1/4"	brass	\$18.13	2.64	67.0	0.92	23.4	3/4"	0.26	10	100
1/4"	2US3-B	3/8"	brass	18.70	2.76	70.0	0.92	23.4	3/4"	0.27	10	100
3/8"	3US3-B	3/8"	brass	34.51	2.99	76.0	1.09	27.7	15/16"	0.31	10	50

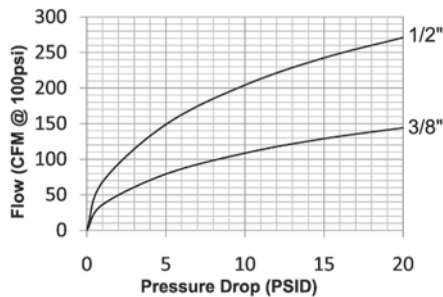


Body Size	U-Series Automatic Universal Coupler (Push-Loc Barb)											
	Part Detail			List Price	Length		Maximum OD		Hex Inch	Weight Lb	Package Qty	
	Part Number	Hose ID	Material		Inch	mm	Inch	mm			Bag	Box
1/4"	2UB2-B	1/4"	brass	\$18.87	2.52	64.0	0.92	23.4	3/4"	0.25	10	100
1/4"	2UB3-B	3/8"	brass	18.87	2.64	67.0	0.92	23.4	3/4"	0.26	10	100

N-Series Pneumatic Couplings

Interchange Data:

- Bowes Interchange Bayonet Style
- Interchangeable with Bowes 51000-Series, National Series 'B', Dixon Dixlock, MacDonald Quick-Action



Materials:

- Machined components are manufactured using solid steel, brass, or 303 stainless steel bar stock.
- Phosphor Bronze retaining ring and spring maximize corrosion resistance and extend service life.
- Steel componentry is plated using ROHS Compliant Trivalent Chrome.
- Dust cap bead chain constructed of stainless steel.

Seal Components:

- Nitrile (Buna-N) pneumatically energized seals are standard, temperature range -40°F to +250°F (-40°C to +121°C).

Rated Pressure Chart:

Body Size	N-Series Bowes Interchange (Connected)											
	Steel Coupler/Plug				Brass Coupler/Plug				303 Stainless Steel Coupler/Plug			
	Max. Working		Burst		Max. Working		Burst		Max. Working		Burst	
	PSI	Bar	PSI	Bar	PSI	Bar	PSI	Bar	PSI	Bar	PSI	Bar
3/8"	500	35	7,000	480	-	-	-	-	-	-	-	-
1/2"	500	35	11,000	755	300	20	8,200		500	35	12,600	

Technical Specifications:

Body Size	Interchange Standards				Functional Parameters				
	U.S. Military	U.S. Government	International Standards	ANSI/NFPA Standards	Locking Mechanism	Air Inclusion	Fluid Loss	Vacuum Rating	Flow ΔP = 10 PSI
3/8"	-	-	-	-	Latch Tabs	N/A	N/A	N/R	108 CFM
1/2"	MIL-C-3486	A-A-50431A	-	-	Latch Tabs	N/A	N/A	N/R	204 CFM


List Price Option Adders:

Body Size	Seals		Staked Ferrule Option					
	FKM		1/2" Barb		3/4" Barb		3/4" Stainless Barb	
	Prefix	Add \$	Suffix	Add \$	Suffix	Add \$	Suffix	Add \$
3/8"	F-	N/A	-	N/A	-	N/A	-	N/A
1/2"	F-	\$5.80	-WF43	\$8.15	-WF63	\$8.15	-WFS63	\$10.80

It is important to be safe when installing quick disconnect couplings into a pneumatic circuit. Never install a pneumatic coupling directly into an air tool, use a piece of hose that is at least 18" long, between the tool and the coupling, to prevent damage to the coupling. To protect the operator, safety devices, such as a safety check valve and safety cable should be installed in case there is a hose or coupling failure.




N-Series Pneumatic Couplings




Body Size	N-Series Bowes Interchange Coupler (Female Threads)											
	Part Detail			List Price	Length		Maximum OD		Hex Inch	Weight Lb	Package Qty	
	Part Number	Threads	Material		Inch	mm	Inch	mm			Bag	Box
1/2"	4NF3	3/8" - 18 NPTF	steel	\$19.35	1.63	41.4	1.54	39.1	1-3/8"	0.51	-	25
1/2"	4NF3-B	3/8" - 18 NPTF	brass	28.94	1.63	41.4	1.54	39.1	1-3/8"	0.55	-	25
1/2"	4NBF3	3/8" - 19 BSPP	steel	19.35	1.63	41.4	1.54	39.1	1-3/8"	0.51	-	25
1/2"	4NF4	1/2" - 14 NPTF	steel	19.35	1.63	41.4	1.54	39.1	1-3/8"	0.46	-	25
1/2"	4NF4-B	1/2" - 14 NPTF	brass	28.94	1.63	41.4	1.54	39.1	1-3/8"	0.50	-	25
1/2"	4NBF4	1/2" - 14 BSPP	steel	19.35	1.63	41.4	1.54	39.1	1-3/8"	0.46	-	25
1/2"	4NBF4-B	1/2" - 14 BSPP	brass	28.94	1.63	41.4	1.54	39.1	1-3/8"	0.50	-	25
1/2"	4NF6	3/4" - 14 NPTF	steel	19.35	1.63	41.4	1.54	39.1	1-3/8"	0.36	-	25
1/2"	4NF6-B	3/4" - 14 NPTF	brass	28.94	1.63	41.4	1.54	39.1	1-3/8"	0.41	-	25
1/2"	4NF6-S	3/4" - 14 NPTF	303 stainless	59.29	1.63	41.4	1.54	39.1	1-3/8"	0.38	-	25
1/2"	4NBF6	3/4" - 14 BSPP	steel	19.35	1.63	41.4	1.54	39.1	1-3/8"	0.36	-	25
1/2"	4NBF6-B	3/4" - 14 BSPP	brass	28.94	1.63	41.4	1.54	39.1	1-3/8"	0.41	-	25
1/2"	4NF8	1" - 11 1/2 NPTF	steel	21.32	1.68	42.6	1.73	43.9	1-1/2"	0.48	-	25
1/2"	4NF8-B	1" - 11 1/2 NPTF	brass	31.77	1.68	42.6	1.73	43.9	1-1/2"	0.53	-	25
1/2"	4NBF8	1" - 11 BSPP	steel	21.32	1.68	42.6	1.73	43.9	1-1/2"	0.48	-	25
1/2"	4NBF8-B	1" - 11 BSPP	brass	31.77	1.68	42.6	1.73	43.9	1-1/2"	0.53	-	25

N-Series Pneumatic Couplings




Body Size	N-Series Bowes Interchange Nipple (Female Threads)											
	Part Detail			List Price	Length		Maximum OD		Hex Inch	Weight Lb	Package Qty	
	Part Number	Threads	Material		Inch	mm	Inch	mm			Bag	Box
1/2"	N4F3	3/8" - 18 NPTF	steel	\$23.88	2.73	69.3	1.40	35.6	1-1/8"	0.49	-	25
1/2"	N4F3-B	3/8" - 18 NPTF	brass	37.61	2.73	69.3	1.40	35.6	1-1/8"	0.54	-	25
1/2"	N4BF3	3/8" - 19 BSPP	steel	23.88	2.73	69.3	1.40	35.6	1-1/8"	0.49	-	25
1/2"	N4F4	1/2" - 14 NPTF	steel	23.88	2.73	69.3	1.40	35.6	1-1/8"	0.75	-	25
1/2"	N4F4-B	1/2" - 14 NPTF	brass	37.61	2.73	69.3	1.40	35.6	1-1/8"	0.83	-	25
1/2"	N4BF4	1/2" - 14 BSPP	steel	23.88	2.73	69.3	1.40	35.6	1-1/8"	0.75	-	25
1/2"	N4BF4-B	1/2" - 14 BSPP	brass	37.61	2.73	69.3	1.40	35.6	1-1/8"	0.83	-	25
1/2"	N4F6	3/4" - 14 NPTF	steel	23.88	3.34	84.8	1.58	40.1	1-3/8"	0.66	-	25
1/2"	N4F6-B	3/4" - 14 NPTF	brass	37.61	3.34	84.8	1.58	40.1	1-3/8"	0.74	-	25
1/2"	N4F6-S	3/4" - 14 NPTF	303 stainless	80.96	3.34	84.8	1.58	40.1	1-3/8"	0.69	-	25
1/2"	N4BF6	3/4" - 14 BSPP	steel	23.88	3.34	84.8	1.58	40.1	1-3/8"	0.70	-	25
1/2"	N4BF6-B	3/4" - 14 BSPP	brass	37.61	3.34	84.8	1.58	40.1	1-3/8"	0.74	-	25
1/2"	N4F8	1" - 11 1/2 NPTF	steel	26.43	3.37	85.7	1.73	43.9	1-1/2"	0.72	-	25
1/2"	N4F8-B	1" - 11 1/2 NPTF	brass	39.26	3.37	85.7	1.73	43.9	1-1/2"	0.77	-	25
1/2"	N4BF8	1" - 11 BSPP	steel	26.43	3.37	85.7	1.73	43.9	1-1/2"	0.72	-	25
1/2"	N4BF8-B	1" - 11 BSPP	brass	39.26	3.37	85.7	1.73	43.9	1-1/2"	0.77	-	25




Body Size	N-Series Bowes Interchange Safety-Lock Nipple (Female Threads)											
	Part Detail			List Price	Length		Maximum OD		Hex Inch	Weight Lb	Package Qty	
	Part Number	Threads	Material		Inch	mm	Inch	mm			Bag	Box
1/2"	N4F4-B-LS	1/2" - 14 NPTF	brass	\$41.76	4.28	108.6	1.58	40.1	1-3/8"	0.69	-	25
1/2"	N4F6-B-LS	3/4" - 14 NPTF	brass	41.76	4.38	111.2	1.73	43.9	1-1/2"	0.67	-	25

N-Series Pneumatic Couplings




Body Size	N-Series Bowes Interchange Coupler (Male Threads)											
	Part Detail			List Price	Length		Maximum OD		Hex Inch	Weight Lb	Package Qty	
	Part Number	Threads	Material		Inch	mm	Inch	mm			Bag	Box
3/8"	3NM4	1/2" - 14 NPTF	steel	\$42.41	1.72	43.6	1.37	34.8	1-3/16"	0.19	-	40
3/8"	3NBM4	1/2" - 14 BSPT	steel	42.41	1.72	43.6	1.37	34.8	1-3/16"	0.19	-	40
1/2"	4NM3	3/8" - 18 NPTF	steel	19.35	1.77	45.0	1.54	39.1	1-3/8"	0.31	-	25
1/2"	4NM3-B	3/8" - 18 NPTF	brass	28.94	1.77	45.0	1.54	39.1	1-3/8"	0.34	-	25
1/2"	4NBM3	3/8" - 19 BSPT	steel	19.35	1.77	45.0	1.54	39.1	1-3/8"	0.31	-	25
1/2"	4NM4	1/2" - 14 NPTF	steel	19.35	1.77	45.0	1.54	39.1	1-3/8"	0.33	-	25
1/2"	4NM4-B	1/2" - 14 NPTF	brass	28.94	1.77	45.0	1.54	39.1	1-3/8"	0.35	-	25
1/2"	4NBM4	1/2" - 14 BSPT	steel	19.35	1.77	45.0	1.54	39.1	1-3/8"	0.33	-	25
1/2"	4NBM4-B	1/2" - 14 BSPT	brass	28.94	1.77	45.0	1.54	39.1	1-3/8"	0.35	-	25
1/2"	4NM6	3/4" - 14 NPTF	steel	19.35	1.77	45.0	1.54	39.1	1-3/8"	0.34	-	25
1/2"	4NM6-B	3/4" - 14 NPTF	brass	28.94	1.77	45.0	1.54	39.1	1-3/8"	0.38	-	25
1/2"	4NM6-S	3/4" - 14 NPTF	303 stainless	59.43	1.77	45.0	1.54	39.1	1-3/8"	0.35	-	25
1/2"	4NBM6	3/4" - 14 BSPT	steel	19.35	1.77	45.0	1.54	39.1	1-3/8"	0.34	-	25
1/2"	4NBM6-B	3/4" - 14 BSPT	brass	28.94	1.77	45.0	1.54	39.1	1-3/8"	0.38	-	25
1/2"	4NM8	1" - 11 1/2 NPTF	steel	34.61	1.84	46.8	1.73	43.9	1-1/2"	0.45	-	25
1/2"	4NM8-B	1" - 11 1/2 NPTF	brass	31.65	1.84	46.8	1.73	43.9	1-1/2"	0.49	-	25
1/2"	4NBM8	1" - 11 BSPT	steel	34.61	1.84	46.8	1.73	43.9	1-1/2"	0.45	-	25
1/2"	4NBM8-B	1" - 11 BSPT	brass	31.77	1.84	46.8	1.73	43.9	1-1/2"	0.49	-	25

N-Series Pneumatic Couplings





Body Size	N-Series Bowes Interchange Nipple (Male Threads)											
	Part Detail			List Price	Length		Maximum OD		Hex Inch	Weight Lb	Package Qty	
	Part Number	Threads	Material		Inch	mm	Inch	mm			Bag	Box
3/8"	N3M4	1/2" - 14 NPTF	steel	\$51.46	1.72	43.6	1.37	34.8	1-3/16"	0.41	-	40
3/8"	N3BM4	1/2" - 14 BSPT	steel	51.46	1.72	43.6	1.37	34.8	1-3/16"	0.41	-	40
1/2"	N4M3	3/8" - 18 NPTF	steel	24.68	3.65	92.7	1.40	35.6	1-1/8"	0.54	-	25
1/2"	N4M3-B	3/8" - 18 NPTF	brass	36.07	3.65	92.7	1.40	35.6	1-1/8"	0.55	-	25
1/2"	N4BM3	3/8" - 19 BSPT	steel	24.68	3.65	92.7	1.40	35.6	1-1/8"	0.54	-	25
1/2"	N4M4	1/2" - 14 NPTF	steel	24.68	3.65	92.7	1.40	35.6	1-1/8"	0.59	-	25
1/2"	N4M4-B	1/2" - 14 NPTF	brass	36.07	3.65	92.7	1.40	35.6	1-1/8"	0.63	-	25
1/2"	N4BM4	1/2" - 14 BSPT	steel	24.68	3.65	92.7	1.40	35.6	1-1/8"	0.59	-	25
1/2"	N4BM4-B	1/2" - 14 BSPT	brass	36.07	3.65	92.7	1.40	35.6	1-1/8"	0.63	-	25
1/2"	N4M6	3/4" - 14 NPTF	steel	24.68	3.74	95.0	1.40	35.6	1-1/8"	0.59	-	25
1/2"	N4M6-B	3/4" - 14 NPTF	brass	36.07	3.74	95.0	1.40	35.6	1-1/8"	0.64	-	25
1/2"	N4M6-S	3/4" - 14 NPTF	303 stainless	80.96	3.74	95.0	1.40	35.6	1-1/8"	0.62	-	25
1/2"	N4BM6	3/4" - 14 BSPT	steel	24.68	3.74	95.0	1.40	35.6	1-1/8"	0.59	-	25
1/2"	N4BM6-B	3/4" - 14 BSPT	brass	36.07	3.74	95.0	1.40	35.6	1-1/8"	0.64	-	25
1/2"	N4M8	1" - 11 1/2 NPTF	steel	26.43	3.78	95.9	1.54	39.1	1-3/8"	0.71	-	25
1/2"	N4M8-B	1" - 11 1/2 NPTF	brass	37.73	3.78	95.9	1.54	39.1	1-3/8"	0.75	-	25
1/2"	N4BM8	1" - 11 BSPT	steel	26.43	3.78	95.9	1.54	39.1	1-3/8"	0.71	-	25
1/2"	N4BM8-B	1" - 11 BSPT	brass	37.73	3.78	95.9	1.54	39.1	1-3/8"	0.75	-	25





Body Size	N-Series Bowes Interchange Safety-Lock Nipple (Male Threads)											
	Part Detail			List Price	Length		Maximum OD		Hex Inch	Weight Lb	Package Qty	
	Part Number	Threads	Material		Inch	mm	Inch	mm			Bag	Box
1/2"	N4M4-LS	1/2" - 14 NPTF	steel	\$32.72	3.65	92.7	1.40	35.6	1-1/8"	0.63	-	25
1/2"	N4M4-B-LS	1/2" - 14 NPTF	brass	43.86	3.65	92.7	1.40	35.6	1-1/8"	0.69	-	25
1/2"	N4BM4-LS	1/2" - 14 BSPT	steel	32.72	3.65	92.7	1.40	35.6	1-1/8"	0.63	-	25
1/2"	N4M6-LS	3/4" - 14 NPTF	steel	32.72	3.74	95.0	1.40	35.6	1-1/8"	0.65	-	25
1/2"	N4M6-B-LS	3/4" - 14 NPTF	brass	43.86	3.74	95.0	1.40	35.6	1-1/8"	0.69	-	25
1/2"	N4M6-S-LS	3/4" - 14 NPTF	303 stainless	129.45	3.74	95.0	1.40	35.6	1-1/8"	0.67	-	25
1/2"	N4BM6-LS	3/4" - 14 BSPT	steel	32.72	3.74	95.0	1.40	35.6	1-1/8"	0.65	-	25

N-Series Pneumatic Couplings





Body Size	N-Series Bowes Interchange Coupler (Hose Barb)											
	Part Detail			List Price	Length		Maximum OD		Hex Inch	Weight Lb	Package Qty	
	Part Number	Hose ID	Material		Inch	mm	Inch	mm			Bag	Box
3/8"	3NCS4	1/2"	steel	\$47.72	2.41	61.2	1.20	30.5	-	0.18	-	40
1/2"	4NS3	3/8"	steel	19.35	2.98	75.7	1.33	33.8	-	0.34	-	25
1/2"	4NS3-B	3/8"	brass	28.94	2.98	75.7	1.33	33.8	-	0.36	-	25
1/2"	4NS4	1/2"	steel	19.35	3.37	85.6	1.33	33.8	-	0.36	-	25
1/2"	4NS4-B	1/2"	brass	28.94	3.37	85.6	1.33	33.8	-	0.40	-	25
1/2"	4NS6	3/4"	steel	19.35	3.37	85.6	1.33	33.8	-	0.40	-	25
1/2"	4NS6-B	3/4"	brass	28.94	3.37	85.6	1.33	33.8	-	0.44	-	25
1/2"	4NS6-S	3/4"	303 stainless	59.43	3.37	85.6	1.33	33.8	-	0.41	-	25
1/2"	4NS8	1"	steel	21.32	3.49	88.7	1.33	33.8	-	0.52	-	25
1/2"	4NS8-B	1"	brass	31.77	3.49	88.7	1.33	33.8	-	0.56	-	25
1/2"	4NS8-S	1"	303 stainless	80.89	3.49	88.7	1.33	33.8	-	0.56	-	25





Body Size	N-Series Bowes Interchange Nipple (Hose Barb)											
	Part Detail			List Price	Length		Maximum OD		Hex Inch	Weight Lb	Package Qty	
	Part Number	Hose ID	Material		Inch	mm	Inch	mm			Bag	Box
3/8"	N3CS4	1/2"	steel	\$54.58	3.73	94.8	1.13	28.6	-	0.33	-	25
1/2"	N4S3	3/8"	steel	23.41	4.36	110.7	1.40	35.6	-	0.59	-	25
1/2"	N4S3-B	3/8"	brass	40.21	4.36	110.7	1.40	35.6	-	0.66	-	25
1/2"	N4S4	1/2"	steel	23.88	4.63	117.6	1.40	35.6	-	0.60	-	25
1/2"	N4S4-B	1/2"	brass	40.21	4.63	117.6	1.40	35.6	-	0.66	-	25
1/2"	N4S6	3/4"	steel	23.88	4.77	121.2	1.40	35.6	-	0.59	-	25
1/2"	N4S6-B	3/4"	brass	40.21	4.77	121.2	1.40	35.6	-	0.64	-	25
1/2"	N4S6-S	3/4"	303 stainless	80.96	4.77	121.2	1.40	35.6	-	0.62	-	25
1/2"	N4S8	1"	steel	26.43	4.77	121.2	1.40	35.6	-	0.63	-	25
1/2"	N4S8-B	1"	brass	40.79	4.77	121.2	1.40	35.6	-	0.69	-	25
1/2"	N4S8-S	1"	303 stainless	99.46	4.77	121.2	1.40	35.6	-	0.69	-	25


N-Series Pneumatic Couplings



Body Size	N-Series Bowes Interchange Safety-Lock Nipple (Hose Barb)											
	Part Detail			List Price	Length		Maximum OD		Hex Inch	Weight Lb	Package Qty	
	Part Number	Hose ID	Material		Inch	mm	Inch	mm			Bag	Box
1/2"	N4S4-LS	1/2"	steel	\$32.72	4.63	117.6	1.40	35.6	-	0.61	-	25
1/2"	N4S4-B-LS	1/2"	brass	43.86	4.63	117.6	1.40	35.6	-	0.69	-	25
1/2"	N4S6-LS	3/4"	steel	31.87	4.77	121.2	1.40	35.6	-	0.61	-	25
1/2"	N4S6-B-LS	3/4"	brass	43.86	4.77	121.2	1.40	35.6	-	0.66	-	25
1/2"	N4S6-S-LS	3/4"	303 stainless	129.45	4.77	121.2	1.40	35.6	-	0.64	-	25



Body Size	N-Series Bowes Interchange Gender-Change Union											
	Part Detail			List Price	Length		Maximum OD		Hex Inch	Weight Lb	Package Qty	
	Part Number	Configuration	Material		Inch	mm	Inch	mm			Bag	Box
1/2"	4N4N	coupler to coupler	steel	\$64.03	3.26	82.8	1.33	33.8	-	0.30	-	25



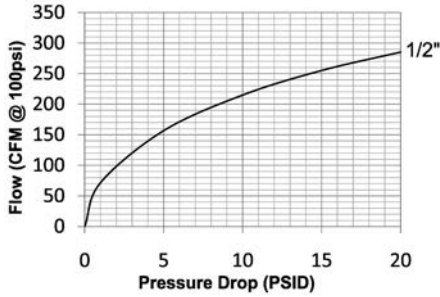
Body Size	N-Series Bowes Interchange Protective Nipple Cap											
	Part Detail			List Price	Length		Maximum OD		Hex Inch	Weight Lb	Package Qty	
	Part Number	Cap Lanyard	Material		Inch	mm	Inch	mm			Bag	Box
1/2"	N4DC	SS bead chain	steel	\$22.69	1.50	38.1	1.33	33.8	-	0.32	-	25
1/2"	N4DC-B	SS bead chain	brass	26.06	1.50	38.1	1.33	33.8	-	0.35	-	25

Body Size	N-Series Bowes Interchange Replacement Seals											
	Part Detail			List Price	Seal Kit Contents						Package Qty	
	Part Number	Coupler Style	Seal Material								Bag	Box
3/8"	3N-SKIT	all	Nitrile	\$1.39	O-Ring						25	200
1/2"	4N-SKIT	all	Nitrile	1.39	Pneumatically Energized Seal						25	200
1/2"	F-4N-SKIT	all	FKM	2.95	Pneumatically Energized Seal						25	500

P-Series Pneumatic Couplings

Interchange Data:

- Thor Finger-Lock Interchange
- Interchanges with Thor PHC-Series, National Series 'A', and Dixon Dual-Lock.



Materials:

- Machined components are manufactured using solid steel, brass, or 303 stainless steel bar stock.
- Phosphor Bronze retaining ring and spring maximize corrosion resistance and extend service life.
- Steel componentry is plated using ROHS Compliant Trivalent Chrome.
- Steel couplings have a Zinc Cast sleeve

Seal Components:

- Nitrile (Buna-N) seals are standard, temperature range -40°F to +250°F (-40°C to +121°C).

Rated Pressure Chart:


Body Size	P-Series Thor Interchange (Connected)											
	Steel Coupler/Plug				Brass Coupler/Plug				303 Stainless Steel Coupler/Plug			
	Max. Working		Burst		Max. Working		Burst		Max. Working		Burst	
	PSI	Bar	PSI	Bar	PSI	Bar	PSI	Bar	PSI	Bar	PSI	Bar
1/2"	300	20	2,600	180	300	20	3,500	240	300	20	4,500	310

Technical Specifications:

Body Size	Interchange Standards				Functional Parameters				
	U.S. Military	U.S. Government	International Standards	ANSI/NFPA Standards	Locking Mechanism	Air Inclusion	Fluid Loss	Vacuum Rating	Flow $\Delta P = 15 \text{ PSI}$
1/2"	-	-	-	-	Latch Fingers	N/A	N/A	N/R	255 CFM



List Price Option Adders:

Body Size	Seals		Sleeve Options				Staked Ferrule Option					
	FKM		Flanged		Lock Clip		1/2" Barb		3/4" Barb		3/4" Stainless Barb	
	Prefix	Add \$	Suffix	Add \$	Part Number	List \$	Suffix	Add \$	Suffix	Add \$	Suffix	Add \$
1/2"	F-	\$7.20	-FS	\$3.65	4P-CLIP	\$1.76	-WF43	\$8.15	-WF63	\$8.15	-WFS63	\$10.80





P Series Coupler with -FS
Flanged Sleeve Option



P-Series Pneumatic Couplings



Body Size	P-Series Thor Interchange Coupler (Female Threads)											
	Part Detail			List Price	Length		Maximum OD		Wrench Flats	Weight Lb	Package Qty	
	Part Number	Threads	Material		Inch	mm	Inch	mm			Bag	Box
1/2"	4PF4	1/2" - 14 NPTF	steel	\$37.96	2.75	69.9	1.55	39.4	1-1/4"	0.64	-	25
1/2"	4PF6	3/4" - 14 NPTF	steel	37.96	2.75	69.9	1.55	39.4	1-1/4"	0.55	-	25
1/2"	4PF6-B	3/4" - 14 NPTF	brass	80.19	2.75	69.9	1.55	39.4	1-1/4"	0.58	-	25
1/2"	4PF6-S	3/4" - 14 NPTF	303 stainless	273.53	2.75	69.9	1.55	39.4	1-1/4"	0.57	-	25




Body Size	P-Series Thor Interchange Nipple (Female Threads)											
	Part Detail			List Price	Length		Maximum OD		Wrench Flats	Weight Lb	Package Qty	
	Part Number	Threads	Material		Inch	mm	Inch	mm			Bag	Box
1/2"	P4F3	3/8"-18 NPTF	steel	\$22.74	1.79	45.5	1.55	39.4	7/8"	0.49	-	25
1/2"	P4F4	1/2"-14 NPTF	steel	24.63	2.25	57.2	1.55	39.4	1-5/16"	0.75	-	25
1/2"	P4F4-B	1/2"-14 NPTF	brass	62.87	2.25	57.2	1.55	39.4	1-5/16"	0.83	-	25
1/2"	P4F6	3/4"-14 NPTF	steel	24.74	2.34	59.4	1.55	39.4	1-5/16"	0.66	-	25
1/2"	P4F6-9	3/4"-14 NPTF	steel/Tefcoat	50.39	2.34	59.4	1.55	39.4	1-5/16"	0.66	-	25
1/2"	P4F6-B	3/4"-14 NPTF	brass	61.29	2.34	59.4	1.55	39.4	1-5/16"	0.74	-	25
1/2"	P4F6-S	3/4"-14 NPTF	303 stainless	141.52	2.34	59.4	1.55	39.4	1-5/16"	0.69	-	25
1/2"	P4F8	1"-11 1/2 NPTF	steel	26.94	2.76	70.1	1.55	39.4	1-7/16"	0.72	-	25
1/2"	P4F8-B	1"-11 1/2 NPTF	brass	63.47	2.76	70.1	1.55	39.4	1-7/16"	0.77	-	25





Body Size	P-Series Thor Interchange Coupler (Male Threads)											
	Part Detail			List Price	Length		Maximum OD		Wrench Flats	Weight Lb	Package Qty	
	Part Number	Threads	Material		Inch	mm	Inch	mm			Bag	Box
1/2"	4PM3	3/8" - 18 NPTF	steel	\$33.33	2.93	74.4	1.55	39.4	7/8"	0.48	-	25
1/2"	4PM4	1/2" - 14 NPTF	steel	33.15	2.98	75.7	1.55	39.4	7/8"	0.48	-	25
1/2"	4PM6	3/4" - 14 NPTF	steel	33.15	2.98	75.7	1.55	39.4	1-1/16"	0.51	-	25
1/2"	4PM6-9	3/4" - 14 NPTF	steel/Tefcoat	74.26	2.98	75.7	1.55	39.4	1-1/16"	0.51	-	25
1/2"	4PM6-S	3/4" - 14 NPTF	303 stainless	285.84	2.98	75.7	1.55	39.4	1-1/16"	0.50	-	25
1/2"	4PM8	1" - 11 1/2 NPTF	steel	81.16	3.11	79.0	1.55	39.4	1-3/8"	0.56	-	25

P-Series Pneumatic Couplings



Body Size	P-Series Thor Interchange Nipple (Male Threads)											
	Part Detail			List Price	Length		Maximum OD		Wrench Flats	Weight Lb	Package Qty	
	Part Number	Threads	Material		Inch	mm	Inch	mm			Bag	Box
1/2"	P4M3	3/8" - 18 NPTF	steel	\$19.72	2.00	50.8	1.55	39.4	7/8"	0.29	-	25
1/2"	P4M4	1/2" - 14 NPTF	steel	19.35	2.25	57.2	1.55	39.4	15/16"	0.32	-	25
1/2"	P4M4-B	1/2" - 14 NPTF	brass	58.78	2.25	57.2	1.55	39.4	15/16"	0.35	-	25
1/2"	P4M6	3/4" - 14 NPTF	steel	20.32	2.55	64.8	1.55	39.4	1-1/8"	0.44	-	25
1/2"	P4M6-9	3/4" - 14 NPTF	steel/Tefcoat	50.39	2.55	64.8	1.55	39.4	1-1/8"	0.44	-	25
1/2"	P4M6-B	3/4" - 14 NPTF	brass	63.47	2.55	64.8	1.55	39.4	1-1/8"	0.48	-	25
1/2"	P4M6-S	3/4" - 14 NPTF	303 stainless	141.52	2.55	64.8	1.55	39.4	1-1/8"	0.46	-	25
1/2"	P4M8	1" - 11 1/2 NPTF	steel	22.78	3.25	82.6	1.55	39.4	1-3/8"	0.62	-	25
1/2"	P4M8-B	1" - 11 1/2 NPTF	brass	63.47	3.25	82.6	1.55	39.4	1-3/8"	0.66	-	25



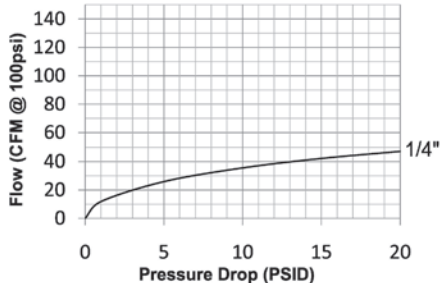
Body Size	P-Series Thor Interchange Coupler (Hose Barb)											
	Part Detail			List Price	Length		Maximum OD		Hex Inch	Weight Lb	Package Qty	
	Part Number	Hose ID	Material		Inch	mm	Inch	mm			Bag	Box
1/2"	4PS3	3/8"	steel	\$35.23	3.53	89.7	1.55	39.4	-	0.48	-	25
1/2"	4PS4	1/2"	steel	35.23	3.95	100.3	1.55	39.4	-	0.52	-	25
1/2"	4PS4-B	1/2"	brass	72.70	3.95	100.3	1.55	39.4	-	0.57	-	25
1/2"	4PS6	3/4"	steel	37.22	3.95	100.3	1.55	39.4	-	0.55	-	25
1/2"	4PS6-9	3/4"	steel/Tefcoat	115.64	3.95	100.3	1.55	39.4	-	0.55	-	25
1/2"	4PS6-B	3/4"	brass	82.73	3.95	100.3	1.55	39.4	-	0.58	-	25
1/2"	4PS6-S	3/4"	303 stainless	327.82	3.95	100.3	1.55	39.4	-	0.59	-	25
1/2"	4PS8	1"	steel	56.71	6.06	153.9	1.55	39.4	-	0.94	-	25
1/2"	4PS8-B	1"	brass	90.21	6.06	153.9	1.55	39.4	-	0.98	-	25

Body Size	P-Series Thor Interchange Replacement Seals							
	Part Detail			List Price	Seal Kit Contents	Package Qty		
	Part Number	Coupler Style	Material			Bag	Box	
1/2"	4P-SKIT	all	Nitrile	\$2.63	Sealing Gasket	25	500	
1/2"	F-4P-SKIT	all	FKM	6.54	Sealing Gasket	25	500	

NK-Series Pneumatic Couplings

Interchange Data:

- Japanese Industrial Interchange Pneumatic Coupling
- Nitto Kohki Hi-Cupla 200, Rectus Series 13, and CEJN Series 315



Materials:

- Machined components are manufactured using solid steel bar stock.
- Stainless steel balls, retaining rings, and springs maximize corrosion resistance and extend service life.
- Steel componentry is plated using chrome-over-nickel plating.

Seal Components:



- Nitrile (Buna-N) seals are standard, providing a temperature range of -40°F to +250°F (-40°C to +121°C).

Rated Pressure Chart:



Body Size	NK-Series Japanese Industrial Interchange (Connected)			
	Coupler/Plug			
	Maximum Working		Burst	
	PSI	Bar	PSI	Bar
1/4"	300	20	13,500	931

Technical Specifications:

Body Size	Interchange Standards				Functional Parameters				
	U.S. Military	U.S. Government	International Standards	ANSI/NFPA Standards	Locking Ball Quantity	Air Inclusion	Fluid Loss	Vacuum Rating	Flow $\Delta P = 15$ PSI
1/4"	-	-	-	-	4	N/A	N/A	N/R	42 CFM

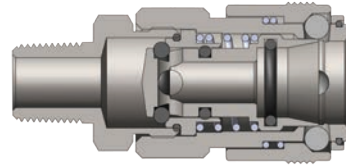



Body Size	NK-Series Japanese Industrial Interchange Coupler (Female Threads)											
	Part Detail			List Price	Length		Maximum OD		Hex Inch	Weight Lb	Package Qty	
	Part Number	Threads	Material		Inch	mm	Inch	mm			Bag	Box
1/4"	2NKF2	1/4" - 18 NPT	steel	\$19.03	1.97	50.0	1.02	26.0	3/4"	0.28	10	100
1/4"	2NKBF2	1/4" - 19 BSPP	steel	19.03	1.97	50.0	1.02	26.0	3/4"	0.28	10	100


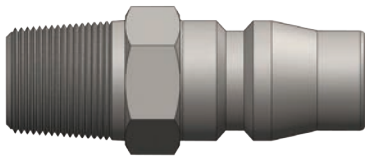


Body Size	NK-Series Japanese Industrial Interchange Nipple (Female Threads)											
	Part Detail			List Price	Length		Maximum OD		Hex Inch	Weight Lb	Package Qty	
	Part Number	Threads	Material		Inch	mm	Inch	mm			Bag	Box
1/4"	NK2F2	1/4" - 18 NPT	steel	\$3.92	1.39	35.2	0.52	13.1	5/8"	0.05	10	100
1/4"	NK2BF2	1/4" - 19 BSPP	steel	3.92	1.39	35.2	0.52	13.1	5/8"	0.05	10	100

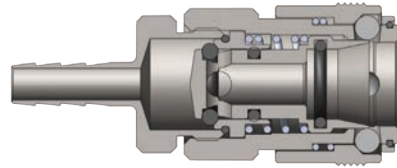
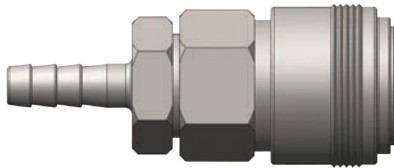
NK-Series Pneumatic Couplings





Body Size	NK-Series Japanese Industrial Interchange Coupler (Male Threads)											
	Part Detail			List Price	Length		Maximum OD		Hex Inch	Weight Lb	Package Qty	
	Part Number	Threads	Material		Inch	mm	Inch	mm			Bag	Box
1/4"	2NKM2	1/4" - 18 NPT	steel	\$19.03	2.12	54.0	1.02	26.0	3/4"	0.28	10	100
1/4"	2NKBM2	1/4" - 19 BSPT	steel	19.03	2.12	54.0	1.02	26.0	3/4"	0.29	10	100



Body Size	NK-Series Japanese Industrial Interchange Nipple (Male Threads)											
	Part Detail			List Price	Length		Maximum OD		Hex Inch	Weight Lb	Package Qty	
	Part Number	Threads	Material		Inch	mm	Inch	mm			Bag	Box
1/4"	NK2M2	1/4" - 18 NPT	steel	\$3.92	1.54	39.2	0.52	13.1	5/8"	0.05	10	100
1/4"	NK2BM2	1/4" - 19 BSPT	steel	3.92	1.54	39.2	0.52	13.1	5/8"	0.05	10	100



Body Size	NK-Series Japanese Industrial Interchange Coupler (Hose Barb)											
	Part Detail			List Price	Length		Maximum OD		Hex Inch	Weight Lb	Package Qty	
	Part Number	Hose ID	Material		Inch	mm	Inch	mm			Bag	Box
1/4"	2NKS2	1/4"	steel	\$19.00	2.40	61.0	1.02	26.0	3/4"	0.31	10	100

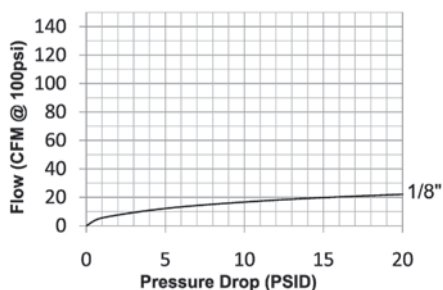


Body Size	NK-Series Japanese Industrial Interchange Nipple (Hose Barb)											
	Part Detail			List Price	Length		Maximum OD		Hex Inch	Weight Lb	Package Qty	
	Part Number	Hose ID	Material		Inch	mm	Inch	mm			Bag	Box
1/4"	NK2S2	1/4"	steel	\$3.92	1.78	45.2	0.44	11.3	-	0.05	10	100

BR-Series Pneumatic Couplings

Interchange Data:

- Rectus 21KA, Tomco Series SC, CEJN Series 223



Materials:

- Machined components are manufactured using solid brass bar stock.
- Stainless steel balls, retaining rings, and springs maximize corrosion resistance and extend service life.
- Machined components are plated with chrome-over-nickel plating.

Seal Components:



- Nitrile (Buna-N) seals are standard, providing a temperature range of -40°F to +250°F (-40°C to +121°C).

Rated Pressure Chart:



Body Size	BR-Series Rectus 21-Series Interchange (Connected)			
	Coupler/Plug			
	Maximum Working		Burst	
	PSI	Bar	PSI	Bar
1/8"	300	20	7,000	483

Technical Specifications:

Body Size	Interchange Standards				Functional Parameters				
	U.S. Military	U.S. Government	International Standards	ANSI/NFPA Standards	Locking Ball Quantity	Air Inclusion	Fluid Loss	Vacuum Rating	Flow $\Delta P = 15$ PSI
1/4"	-	-	-	-	6	N/A	N/A	N/R	20 CFM





Body Size	BR-Series Rectus 21-Series Interchange Coupler (Female Threads)											
	Part Detail			List Price	Length		Maximum OD		Hex Inch	Weight Lb	Package Qty	
	Part Number	Threads	Material		Inch	mm	Inch	mm			Bag	Box
1/8"	1BRF1-B-7	1/8" - 27 NPT	brass	\$12.34	1.55	39.4	0.65	16.5	9/16"	0.06	10	100
1/8"	1BRBF1-B-7	1/8" - 28 BSPP	brass	12.34	1.55	39.4	0.65	16.5	9/16"	0.06	10	100
1/8"	1BRF2-B-7	1/4" - 18 NPT	brass	12.34	1.77	45.0	0.72	18.3	5/8"	0.10	10	100
1/8"	1BRBF2-B-7	1/4" - 19 BSPP	brass	12.34	1.77	45.0	0.72	18.3	5/8"	0.10	10	100


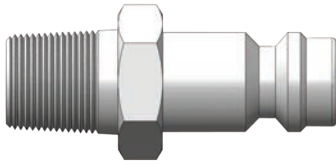


Body Size	BR-Series Rectus 21-Series Interchange Nipple (Female Threads)											
	Part Detail			List Price	Length		Maximum OD		Hex Inch	Weight Lb	Package Qty	
	Part Number	Threads	Material		Inch	mm	Inch	mm			Bag	Box
1/8"	BR1F1-B-E-7	1/8" - 27 NPT	brass	\$3.51	1.14	29.0	0.65	16.5	9/16"	0.04	10	100
1/8"	BR1BF1-B-E-7	1/8" - 28 BSPP	brass	3.51	1.14	29.0	0.65	16.5	9/16"	0.04	10	100
1/8"	BR1F2-B-E-7	1/4" - 18 NPT	brass	3.51	1.33	33.8	0.72	18.3	5/8"	0.07	10	100
1/8"	BR1BF2-B-E-7	1/4" - 19 BSPP	brass	3.51	1.33	33.8	0.72	18.3	5/8"	0.07	10	100


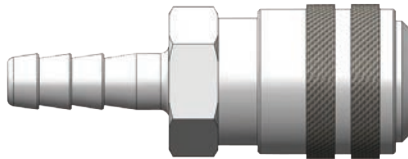
BR-Series Pneumatic Couplings




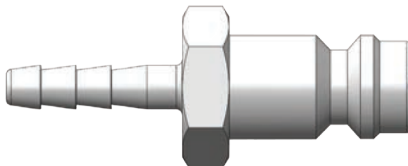
Body Size	BR-Series Rectus 21-Series Interchange Coupler (Male Threads)											
	Part Detail			List Price	Length		Maximum OD		Hex Inch	Weight Lb	Package Qty	
	Part Number	Threads	Material		Inch	mm	Inch	mm			Bag	Box
1/8"	1BRM1-B-7	1/8" - 27 NPT	brass	\$12.34	1.49	37.8	0.65	16.5	9/16"	0.06	10	100
1/8"	1BRGM1-B-7	1/8" - 28 BSPP	brass	12.34	1.49	37.8	0.65	16.5	9/16"	0.06	10	100
1/8"	1BRM2-B-7	1/4" - 18 NPT	brass	12.34	1.61	40.9	0.72	18.3	5/8"	0.07	10	100
1/8"	1BRGM2-B-7	1/4" - 19 BSPP	brass	12.34	1.61	40.9	0.72	18.3	5/8"	0.07	10	100



Body Size	BR-Series Rectus 21-Series Interchange Nipple (Male Threads)											
	Part Detail			List Price	Length		Maximum OD		Hex Inch	Weight Lb	Package Qty	
	Part Number	Threads	Material		Inch	mm	Inch	mm			Bag	Box
1/8"	BR1M1-B-E-7	1/8" - 27 NPT	brass	\$3.51	1.06	26.9	0.65	16.5	9/16"	0.03	10	100
1/8"	BR1GM1-B-E-7	1/8" - 28 BSPP	brass	3.51	1.06	26.9	0.65	16.5	9/16"	0.03	10	100
1/8"	BR1M2-B-E-7	1/4" - 18 NPT	brass	3.51	1.20	30.5	0.72	18.3	5/8"	0.04	10	100
1/8"	BR1GM2-B-E-7	1/4" - 19 BSPP	brass	3.51	1.20	30.5	0.72	18.3	5/8"	0.04	10	100



Body Size	BR-Series Rectus 21-Series Interchange Coupler (Hose Barb)											
	Part Detail			List Price	Length		Maximum OD		Hex Inch	Weight Lb	Package Qty	
	Part Number	Hose ID	Material		Inch	mm	Inch	mm			Bag	Box
1/8"	1BRS1.25-B-7	4mm	brass	\$12.34	1.26	32.0	0.35	8.9	9/16"	0.06	10	100
1/8"	1BRS1.86-B-7	6mm	brass	12.34	1.26	32.0	0.35	8.9	9/16"	0.08	10	100
1/8"	1BRS2.83-B-7	9mm	brass	12.34	1.26	32.0	0.35	8.9	9/16"	0.09	10	100

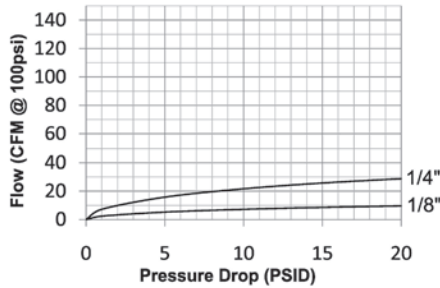


Body Size	BR-Series Rectus 21-Series Interchange Nipple (Hose Barb)											
	Part Detail			List Price	Length		Maximum OD		Hex Inch	Weight Lb	Package Qty	
	Part Number	Hose ID	Material		Inch	mm	Inch	mm			Bag	Box
1/8"	BR1S1.25-B-E-7	4mm	brass	\$3.51	1.26	32.0	0.35	8.9	9/16"	0.03	10	100
1/8"	BR1S1.86-B-E-7	6mm	brass	3.51	1.26	32.0	0.35	8.9	9/16"	0.03	10	100
1/8"	BR1S2.83-B-E-7	9mm	brass	3.51	1.26	32.0	0.35	8.9	9/16"	0.04	10	100

A-Series Pneumatic Couplings

Interchange Data:

- Dixon Quick Coupling Proprietary Astronautics



Materials:

- Machined components are manufactured using solid steel or brass bar stock.
- Stainless steel balls, retaining rings, and springs maximize corrosion resistance and extend service life.
- Steel componentry is plated using ROHS Compliant Trivalent Chrome.
- Couplers are constructed of brass with steel valve as standard.

Seal Components:

- Nitrile (Buna-N) seals are standard, providing a temperature range of -40°F to +250°F (-40°C to +121°C).

Rated Pressure Chart:



Body Size	A-Series Astronautics High Pressure Pneumatic (Connected)							
	Brass Coupler/Steel Plug				Brass Coupler/Plug			
	Maximum Working		Burst		Maximum Working		Burst	
	PSI	Bar	PSI	Bar	PSI	Bar	PSI	Bar
1/8"	1,000	70	18,500	1,275	500	35	15,500	1,070
1/4"	1,000	70	8,000	550	500	35	6,500	450

Technical Specifications:

Body Size	Interchange Standards				Functional Parameters				
	U.S. Military	U.S. Government	International Standards	ANSI/NFPA Standards	Locking Ball Quantity	Air Inclusion	Fluid Loss	Vacuum Rating	Flow ΔP = 15 PSI
1/8"	-	-	-	-	3	N/A	N/A	N/R	8.6 CFM
1/4"	-	-	-	-	3	N/A	N/A	N/R	26 CFM


List Price Seal Option Adders:

Body Size	Seal Options				Valve Options						Sleeve Options				Treatments	
	FKM		EPDM		Unvalved		Brass		303SS		Flanged		Sleeve-Lock		Oxy-Clean	
	Pre	Add \$	Pre	Add \$	Suf	Add \$	Suf	Add \$	Suf	Add \$	Suf	Add \$	Suf	Add \$	Suf	Add \$
1/8"	F-	\$2.00	P-	\$2.50	-E	-\$0.65	-BV	\$0.90	-SV	\$0.90	-FS	N/A	-LS	\$5.00	-C1	\$12.00
1/4"	F-	N/A	P-	N/A	-E	-3.80	-BV	N/A	-SV	N/A	-FS	N/A	-LS	8.90	-C1	16.00





Body Size	A-Series Astronautics High Pressure Pneumatic Coupler (Female Threads)												
	Part Detail				List Price	Length		Maximum OD		Hex Inch	Weight Lb	Package Qty	
	Part Number	Threads	Material	Inch		mm	Inch	mm	Bag			Box	
1/8"	1AF1-B	1/8" - 27 NPTF	brass	\$24.74	1.68	42.7	0.64	16.3	1/2"	0.08	10	100	
1/4"	2AF1-B	1/8" - 27 NPTF	brass	25.86	2.41	61.2	0.77	19.6	1/2"	0.17	10	100	
1/4"	2AF2-B	1/4" - 18 NPTF	brass	25.86	2.70	68.6	0.77	19.6	11/16"	0.16	10	100	



A-Series Pneumatic Couplings





Body Size	A-Series Astronautics High Pressure Pneumatic Nipple (Female Threads)											
	Part Detail			List Price	Length		Maximum OD		Hex Inch	Weight Lb	Package Qty	
	Part Number	Threads	Material		Inch	mm	Inch	mm			Bag	Box
1/8"	A1F1-B	1/8" - 27 NPTF	brass	\$7.59	1.26	32.0	0.58	14.7	1/2"	0.03	10	100
1/4"	A2F1-B	1/8" - 27 NPTF	brass	7.59	1.34	34.0	0.65	16.5	9/16"	0.08	10	100
1/4"	A2F2	1/4" - 18 NPTF	steel	5.79	1.56	39.6	0.79	20.1	11/16"	0.07	10	100
1/4"	A2F2-B	1/4" - 18 NPTF	brass	7.59	1.56	39.6	0.79	20.1	11/16"	0.07	10	100



Body Size	A-Series Astronautics High Pressure Pneumatic Coupler (Male Threads)											
	Part Detail			List Price	Length		Maximum OD		Hex Inch	Weight Lb	Package Qty	
	Part Number	Threads	Material		Inch	mm	Inch	mm			Bag	Box
1/8"	1AM1-B	1/8" - 27 NPTF	brass	\$24.74	1.75	44.5	0.64	16.3	1/2"	0.08	10	100
1/4"	2AM1-B	1/8" - 27 NPTF	brass	25.86	2.12	53.8	0.77	19.6	11/16"	0.17	10	100
1/4"	2AM2-B	1/4" - 18 NPTF	brass	25.86	2.23	56.6	0.77	19.6	11/16"	0.16	10	100





Body Size	A-Series Astronautics High Pressure Pneumatic Nipple (Male Threads)											
	Part Detail			List Price	Length		Maximum OD		Hex Inch	Weight Lb	Package Qty	
	Part Number	Threads	Material		Inch	mm	Inch	mm			Bag	Box
1/8"	A1M1-B	1/8" - 27 NPTF	brass	\$7.59	1.30	33.0	0.51	13.0	7/16"	0.02	10	100
1/4"	A2M2	1/4" - 18 NPTF	steel	5.46	1.59	40.4	0.65	16.5	9/16"	0.03	10	100
1/4"	A2M2-B	1/4" - 18 NPTF	brass	7.59	1.59	40.4	0.65	16.5	9/16"	0.03	10	100


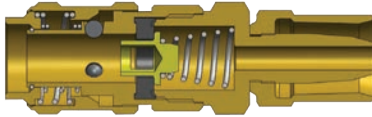


Body Size	A-Series Astronautics High Pressure Pneumatic Coupler (Hose Barb)											
	Part Detail			List Price	Length		Maximum OD		Hex Inch	Weight Lb	Package Qty	
	Part Number	Hose ID	Material		Inch	mm	Inch	mm			Bag	Box
1/8"	1AS1-B	1/8"	brass	\$26.99	1.98	50.3	0.64	16.3	1/2"	0.07	10	100
1/4"	2AS2-B	1/4"	brass	28.11	2.70	68.6	0.77	19.6	11/16"	0.15	10	100


A-Series Pneumatic Couplings



Body Size	A-Series Astronautics High Pressure Pneumatic Nipple (Hose Barb)											
	Part Detail			List Price	Length		Maximum OD		Hex Inch	Weight Lb	Package Qty	
	Part Number	Hose ID	Material		Inch	mm	Inch	mm			Bag	Box
1/8"	A1S1-B	1/8"	brass	\$7.59	1.50	38.1	0.44	11.2	-	0.02	10	100
1/4"	A2S2	1/4"	steel	\$9.92	1.99	50.5	1.01	25.7	-	0.04	10	100

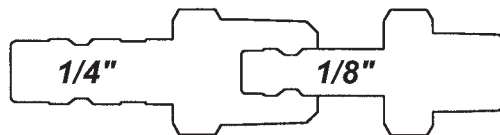


Body Size	A-Series Astronautics High Pressure Coupler (Reusable Barb)											
	Part Detail			List Price	Length		Maximum OD		Hex Inch	Weight Lb	Package Qty	
	Part Number	Hose ID x OD	Material		Inch	mm	Inch	mm			Bag	Box
1/4"	2AE2-B	1/4" x 1/2"	brass	\$32.82	2.62	66.5	0.77	19.6	11/16"	0.17	10	100



Body Size	A-Series Astronautics High Pressure Nipple (Reusable Barb)											
	Part Detail			List Price	Length		Maximum OD		Hex Inch	Weight Lb	Package Qty	
	Part Number	Hose ID x OD	Material		Inch	mm	Inch	mm			Bag	Box
1/4"	A2E2	1/4" x 1/2"	steel	\$11.35	1.97	50.0	0.68	17.3	9/16"	0.08	10	100
1/4"	A2E2-B	1/4" x 1/2"	brass	11.03	1.97	50.0	0.68	17.3	9/16"	0.08	10	100

A Series Profile



Operating pressure for couplings utilizing hose barb end connections may be dramatically reduced to that of the hose rating and/or hose end connection combination. Consult hose manufacturer's catalog for hose end connection ratings. If in doubt, test under controlled conditions for suitability to application. Dixon Quick Coupling cannot assume liability for misapplication of production resulting in equipment down-time, lost production, and/or personal injury including death.



SCV-Series Pneumatic Couplings

Interchange Data:

- Hansen FS-Series

Materials:

- Machined components are manufactured using solid brass bar stock.
- Stainless steel springs and roll-pins maximize corrosion resistance and extend service life.

Seal Components:

- Nitrile (Buna-N) seals are standard, providing a temperature range of -40°F to +250°F (-40°C to +121°C).

Features:

- Does not prevent backflow
- High flow design results in maximum flow with minimal pressure drop.
- Automatically and instantly protects the operator against hose whip in the event of a damaged hose or coupling.
- In the event of a hose rupture or coupling failure, the valve will automatically reset after the problem is fixed.
- SCV-Series is available in a large selection of sizes ranging from 1/4" to 3", NPTF (BSPP/BSPT threads on request).
- Valve operation is fully compliant with OSHA Safety Regulation 1926.302(b)(7), as shown on page 3.



Not recommended for applications requiring 100% of the available air supply. These applications include, but are not limited to, sand blast equipment, pile driving rigs, and expansion joint blow down pipes. It is recommended to install auxiliary safety devices, including Safety Cables, to ensure optimum safety for the operator in the event of a coupling failure or hose rupture.

Use:


- Safety check valves operate by using the pressure differential across the valve to operate the valve and spring assembly. The pressure differential is directly related to the flow of air (SCFM) through the valve.
- When the pressure differential is within the operating limits - below the cutoff flow - of the unit, the force on the valve exerted by the spring is greater than that caused by the pressure differential (see "Open Position" graphic on next page). The valve remains open and normal operation continues.
- When the pressure differential is above the cutoff limit, the force on the valve exerted by the pressure differential is greater than the force exerted by the spring, and the valve closes (see the "Closed Position" graphic on next page).
- After the repair is made, normal operation is automatically enabled when pressure across the valve equalizes through the bleeder hole.
- The valve spring size can be specified by determining the air flow during normal operation and by estimating the air flow if a failure or rupture occurs.

Technical Specifications:


Performance Specifications	Maximum Operating Pressure - Bar (PSI)	Minimum Burst Pressure - Bar (PSI)	Air Flow * 30.5m (100')
1/4"	17 (250)	138 (2,000)	17 SCFM
3/8"	17 (250)	138 (2,000)	41 SCFM
1/2"	17 (250)	138 (2,000)	77 SCFM
3/4"	17 (250)	138 (2,000)	178 SCFM
1"	17 (250)	138 (2,000)	340 SCFM
1-1/4"	17 (250)	138 (2,000)	620 SCFM
1-1/2"	17 (250)	138 (2,000)	940 SCFM
2"	17 (250)	138 (2,000)	1,760 SCFM
2-1/2"	17 (250)	138 (1,500)	2,800 SCFM
3"	17 (250)	138 (1,200)	4,200 SCFM

* Air flow rating is based upon calculated values using unobstructed air flow for the applicable hose size.

SCV-Series Pneumatic Couplings



Open



Closed

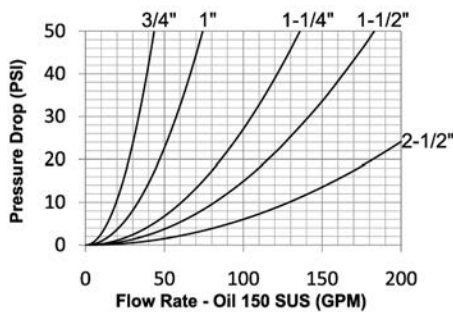
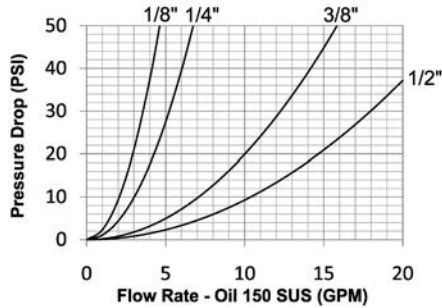
Body Size	SCV-Series Excessive Flow Sensor (Male to Female Threads)							
	Part Detail			List Price	Cutoff Flow - SCFM (90 PSI Inlet Pressure)	Weight Lb	Package Qty	
	Part Number	Threads	Material				Bag	Box
1/4"	SCVL2	1/4" - 18 NPTF	brass	\$59.60	23-29	0.13	5	25
3/8"	SCVL3	3/8" - 18 NPTF	brass	55.90	30-36	0.19	5	25
3/8"	SCVM3	3/8" - 18 NPTF	brass	55.90	39-47	0.19	5	25
3/8"	SCVS3	3/8" - 18 NPTF	brass	55.90	52-65	0.19	5	25
1/2"	SCVM4	1/2" - 14 NPTF	brass	60.03	70-78	0.50	5	20
1/2"	SCVS4	1/2" - 14 NPTF	brass	60.03	80-96	0.50	5	20
3/4"	SCVL6	3/4" - 14 NPTF	brass	95.01	72-88	0.81	-	10
3/4"	SCVM6	3/4" - 14 NPTF	brass	95.01	92-108	0.81	-	10
3/4"	SCVR6	3/4" - 14 NPTF	brass	95.01	112-128	0.81	-	10
3/4"	SCVJ6	3/4" - 14 NPTF	brass	95.01	132-148	0.81	-	10
3/4"	SCVS6	3/4" - 14 NPTF	brass	95.01	160-180	0.81	-	10
3/4"	SCVH6	3/4" - 14 NPTF	brass	95.01	180-200	0.81	-	10
1"	SCVL8	1" - 11 1/2 NPTF	brass	107.45	165-195	1.50	-	5
1"	SCVM8	1" - 11 1/2 NPTF	brass	107.45	220-260	1.50	-	5
1"	SCVS8	1" - 11 1/2 NPTF	brass	107.45	280-320	1.50	-	5
1"	SCVH8	1" - 11 1/2 NPTF	brass	107.45	310-340	1.50	-	5
1-1/4"	SCVL10	1-1/4" - 11 1/2 NPTF	brass	221.95	260-290	2.19	-	5
1-1/4"	SCVM10	1-1/4" - 11 1/2 NPTF	brass	221.95	300-340	2.19	-	5
1-1/4"	SCVS10	1-1/4" - 11 1/2 NPTF	brass	221.95	440-500	2.19	-	5
1-1/4"	SCVH10	1-1/4" - 11 1/2 NPTF	brass	221.95	570-630	2.19	-	5
1-1/2"	SCVL12	1-1/2" - 11 1/2 NPTF	brass	372.29	300-360	5.00	-	1
1-1/2"	SCVM12	1-1/2" - 11 1/2 NPTF	brass	372.29	470-530	5.00	-	1
1-1/2"	SCVX12	1-1/2" - 11 1/2 NPTF	brass	372.29	564-602	5.00	-	1
1-1/2"	SCVS12	1-1/2" - 11 1/2 NPTF	brass	372.29	640-720	5.00	-	1
1-1/2"	SCVH12	1-1/2" - 11 1/2 NPTF	brass	372.29	750-830	5.00	-	1
2"	SCVL16	2" - 11 1/2 NPTF	brass	508.37	510-590	8.13	-	1
2"	SCVM16	2" - 11 1/2 NPTF	brass	508.37	725-825	8.13	-	1
2"	SCVS16	2" - 11 1/2 NPTF	brass	508.37	900-1050	8.13	-	1
2"	SCVH16	2" - 11 1/2 NPTF	brass	508.37	1100-1200	8.13	-	1
3"	SCVL24	3" - 11 1/2 NPTF	brass	2158.73	1200-1400	11.60	-	1
3"	SCVS24	3" - 11 1/2 NPTF	brass	2158.73	2400-2700	11.60	-	1
3"	SCVH24	3" - 11 1/2 NPTF	brass	2158.73	2850-3050	11.60	-	1

Contact Factory for cut-off flow values at other inlet pressures.

H-Series Hydraulic Couplings

Interchange Data:

- Interchangeable to ISO7241 Series 'B'
- Parker 60-Series, Snap-Tite 72-Series, Hansen HK-Series, Faster Series 'HNV' Aeroquip/Eaton FD45, Stucchi Series IRB/IRBO/IRBX



Materials:

- Machined components are manufactured using solid steel, brass, 303 stainless steel or 316 stainless steel bar stock.
- Stainless steel balls, retaining rings, and springs maximize corrosion resistance and extend service life.
- Steel componentry is plated using ROHS Compliant Trivalent Chrome.
- Steel coupler sleeves are hardened to resist deformation and maximize service life.
- Steel nipples are hardened to provide heavy duty performance and resist brinelling.

Seal Components:

- Nitrile (Buna-N) seals are standard providing a temperature range of -40°F to +250°F (-40°C to +121°C).
- 1/8" to 1" steel and stainless couplers have a PTFE anti-extrusion ring.
- 1/8" to 2-1/2" brass couplers have a redundant O-Ring sealing system (dual O-Rings/no PTFE back-up ring)
- 1-1/4" to 2-1/2" steel and stainless couplers have a redundant o-ring sealing system (dual O-Rings/no PTFE back-up ring)
- Valve seals are crimped in place to maintain integrity during excessive flow conditions and pressurized connection.

Rated Pressure Chart:

Body Size	H-Series ISO-B Interchange (Connected)															
	Steel Coupler/Plug				Brass Coupler/Plug				303 Stainless Coupler/Plug				316 Stainless Coupler/Plug			
	Max. Working		Burst		Max. Working		Burst		Max. Working		Burst		Max. Working		Burst	
	PSI	Bar	PSI	Bar	PSI	Bar	PSI	Bar	PSI	Bar	PSI	Bar	PSI	Bar	PSI	Bar
1/8"	4,000	275	14,500	1,000	3,000	200	16,500	1,100	3,500	240	29,500	2,000	3,500	240	29,500	2,000
1/4"	5,000	345	22,500	1,550	3,000	200	15,000	1,000	3,500	240	31,500	2,150	3,500	240	33,000	2,200
3/8"	4,000	275	16,500	1,150	2,500	175	12,000	800	3,500	240	26,500	1,800	3,500	240	28,000	1,900
1/2"	4,000	275	16,000	1,100	2,500	175	11,500	750	3,500	240	27,500	1,900	3,500	240	22,000	1,500
3/4"	4,000	275	16,500	1,150	2,000	138	12,000	800	3,000	200	16,000	1,100	3,000	200	21,500	1,450
1"	4,000	275	16,000	1,100	1,500	100	8,500	600	2,000	138	15,000	1,000	2,000	138	15,000	1,000
1-1/4"	2,500	170	10,000	700	1,000	70	6,500	450	2,000	138	10,000	700	1,000	70	8,500	580
1-1/2"	2,500	170	12,500	850	1,000	70	6,500	450	1,500	100	8,500	580	1,000	70	7,000	480
2-1/2"	1,500	100	6,000	400	700	50	5,500	380	1,000	70	6,500	450	900	62	6,000	400

H-Series Hydraulic Couplings

Technical Specifications:

Body Size	Interchange Standards				Functional Parameters				
	U.S. Military	U.S. Government	International Standards	ANSI/NFPA Standards	Locking Ball Quantity	Air Inclusion	Fluid Loss	Vacuum Inch HG	Flow ΔP = 22 PSI
1/8"	-	-	ISO7241 'B'	B93.113M-B	8	0.6cc	0.3cc	27.4	3.1 GPM
1/4"	-	-	ISO7241 'B'	B93.113M-B	8	1.1cc	0.9cc	27.4	4.5 GPM
3/8"	-	-	ISO7241 'B'	B93.113M-B	9	2.6cc	1.8cc	27.4	10 GPM
1/2"	-	-	ISO7241 'B'	B93.113M-B	9	3.8cc	2.9cc	27.4	15 GPM
3/4"	-	-	ISO7241 'B'	B93.113M-B	12	10.8cc	9.7cc	27.4	29 GPM
1"	-	-	ISO7241 'B'	B93.113M-B	12	15.9cc	15.3cc	27.4	50 GPM
1-1/4"	-	-	ISO7241 'B'	B93.113M-B	12	30.0cc	45.0cc	N/R	90 GPM
1-1/2"	-	-	ISO7241 'B'	B93.113M-B	12	60.0cc	75.0cc	N/R	120 GPM
2-1/2"	-	-	ISO7241 'B'	B93.113M-B	15	N/A	N/A	N/R	195 GPM


List Price Seal Option Adders:

Body Size	Standard Seal Options														Kalrez® Seal Options							
	FKM		EPDM		Steam-EP		FDA FKM		Mil-Nitrile		Fuel Nitrile		PTFE		Silicone		4079		6375		7075	
	Pre	Add \$	Pre	Add \$	Pre	Add \$	Pre	Add \$	Pre	Add \$	Pre	Add \$	Pre	Add \$	Pre	Add \$	Pre	Add \$	Pre	Add \$	Pre	Add \$
1/8"	F-	\$0.00	P-	\$2.60	PS-	N/A	D-	N/A	M-	N/A	JF-	N/A	TS-	N/A	S-	N/A	K4-	POR	K6-	POR	K7-	POR
1/4"	F-	.00	P-	3.00	PS-	\$3.25	D-	\$3.00	M-	\$2.50	JF-	\$2.90	TS-	POR	S-	\$3.10	K4-	POR	K6-	POR	K7-	POR
3/8"	F-	.00	P-	3.50	PS-	4.00	D-	3.50	M-	2.90	JF-	3.70	TS-	POR	S-	3.80	K4-	POR	K6-	POR	K7-	POR
1/2"	F-	.00	P-	4.00	PS-	4.40	D-	4.00	M-	3.60	JF-	3.80	TS-	POR	S-	4.30	K4-	POR	K6-	POR	K7-	POR
3/4"	F-	.00	P-	6.20	PS-	6.30	D-	6.20	M-	5.20	JF-	5.80	TS-	POR	S-	6.00	K4-	POR	K6-	POR	K7-	POR
1"	F-	.00	P-	7.60	PS-	8.00	D-	7.60	M-	6.80	JF-	6.90	TS-	POR	S-	7.60	K4-	POR	K6-	POR	K7-	POR
1 1/4"	F-	.00	P-	10.00	PS-	11.00	D-	10.00	M-	8.75	JF-	9.50	TS-	N/A	S-	10.00	K4-	POR	K6-	POR	K7-	POR
1 1/2"	F-	.00	P-	14.00	PS-	20.00	D-	14.00	M-	12.00	JF-	16.40	TS-	N/A	S-	15.00	K4-	POR	K6-	POR	K7-	POR
2 1/2"	F-	N/A	P-	N/A	PS-	N/A	D-	N/A	M-	N/A	JF-	N/A	TS-	N/A	S-	N/A	K4-	N/A	K6-	N/A	K7-	N/A

List Price Option Adders:


Body Size	Valve Options										Sleeve Options						Treatments			
	Unvalved		Actuator		Steel		Brass		303 SS		316 SS		Sleeve-Lock		Flanged		Sil-Flange		Oxy-Clean	
	Suf	Add \$	Suf	Add \$	Suf	Add \$	Suf	Add \$	Suf	Add \$	Suf	Add \$	Suf	Add \$	Suf	Add \$	Suf	Add \$	Suf	Add \$
1/8"	-E	-\$1.50	-VA	N/A	-ZV	\$0.00	-BV	\$0.00	-SV	N/A	SSV	N/A	-LS	\$4.80	-FS	N/A	FSB	NA	-C1	\$12.00
1/4"	-E	-1.50	-VA	\$4.00	-ZV	.00	-BV	.00	-SV	\$1.85	SSV	\$2.60	-LS	4.80	-FS	\$6.20	FSB	NA	-C1	12.00
3/8"	-E	-2.30	-VA	4.30	-ZV	.00	-BV	.00	-SV	2.45	SSV	2.70	-LS	4.80	-FS	7.30	FSB	NA	-C1	12.00
1/2"	-E	-4.60	-VA	6.20	-ZV	.00	-BV	.00	-SV	4.30	SSV	4.80	-LS	4.80	-FS	8.20	FSB	\$11.90	-C1	14.00
3/4"	-E	-5.80	-VA	8.00	-ZV	.00	-BV	.00	-SV	5.65	SSV	6.00	-LS	6.00	-FS	9.10	FSB	NA	-C1	14.00
1"	-E	-8.50	-VA	12.00	-ZV	.00	-BV	.00	-SV	7.50	SSV	8.80	-LS	9.80	-FS	11.60	FSB	NA	-C1	16.00
1 1/4"	-E	-26.00	-VA	N/A	-ZV	.00	-BV	.00	-SV	27.50	SSV	32.55	-LS	10.50	-FS	N/A	FSB	NA	-C1	20.00
1 1/2"	-E	-31.50	-VA	N/A	-ZV	.00	-BV	.00	-SV	36.60	SSV	38.20	-LS	10.50	-FS	N/A	FSB	NA	-C1	20.00
2 1/2"	-E	N/A	-VA	N/A	-ZV	N/A	-BV	N/A	-SV	N/A	SSV	N/A	-LS	N/A	-FS	N/A	FSB	NA	-C1	N/A

H-Series Hydraulic Couplings





Body Size	H-Series ISO-B Interchange Coupler (Female Threads)											
	Part Detail			List Price	Length		Maximum OD		Hex Inch	Weight Lb	Package Qty	
	Part Number	Threads	Material		Inch	mm	Inch	mm			Bag	Box
1/8"	1HF1	1/8" - 27 NPTF	steel	\$23.62	1.90	48.3	0.93	23.6	9/16"	0.16	10	100
1/8"	1HF1-B	1/8" - 27 NPTF	brass	23.49	1.90	48.3	0.93	23.6	9/16"	0.16	10	100
1/8"	1HF1-S	1/8" - 27 NPTF	303 stainless	70.28	1.90	48.3	0.93	23.6	9/16"	0.16	10	100
1/8"	1HF1-SS	1/8" - 27 NPTF	316 stainless	128.33	1.90	48.3	0.93	23.6	9/16"	0.16	10	100
1/8"	1HOF2	7/16" - 20 ORB	steel	29.24	1.90	48.3	0.93	23.6	9/16"	0.16	10	100
1/4"	2HF2	1/4" - 18 NPTF	steel	22.49	2.26	57.4	1.12	28.4	7/8"	0.30	10	50
1/4"	2HF2-B	1/4" - 18 NPTF	brass	21.85	2.26	57.4	1.12	28.4	7/8"	0.32	10	50
1/4"	2HF2-S	1/4" - 18 NPTF	303 stainless	60.89	2.26	57.4	1.12	28.4	7/8"	0.30	10	50
1/4"	2HF2-SS	1/4" - 18 NPTF	316 stainless	143.79	2.26	57.4	1.12	28.4	3/4"	0.30	10	50
1/4"	2HBF2	1/4" - 19 BSPP	steel	24.74	2.26	57.4	1.12	28.4	7/8"	0.30	10	50
1/4"	2HBF2-B	1/4" - 19 BSPP	brass	24.04	2.26	57.4	1.12	28.4	7/8"	0.32	10	50
1/4"	2HBF2-S	1/4" - 19 BSPP	303 stainless	60.89	2.26	57.4	1.12	28.4	7/8"	0.30	10	50
1/4"	2HBF2-SS	1/4" - 19 BSPP	316 stainless	143.79	2.26	57.4	1.12	28.4	3/4"	0.30	10	50
1/4"	2HOF3	9/16" - 18 ORB	steel	26.99	2.26	57.4	1.12	28.4	13/16"	0.31	10	50
3/8"	3HF3	3/8" - 18 NPTF	steel	28.11	2.51	63.8	1.42	36.1	1-1/16"	0.40	10	50
3/8"	3HF3-B	3/8" - 18 NPTF	brass	30.38	2.51	63.8	1.42	36.1	1-1/16"	0.43	10	50
3/8"	3HF3-S	3/8" - 18 NPTF	303 stainless	85.56	2.51	63.8	1.42	36.1	1-1/16"	0.40	10	50
3/8"	3HF3-SS	3/8" - 18 NPTF	316 stainless	192.01	2.51	63.8	1.42	36.1	7/8"	0.40	10	50
3/8"	3HBF3	3/8" - 19 BSPP	steel	32.33	2.51	63.8	1.42	36.1	1-1/16"	0.40	10	50
3/8"	3HBF3-B	3/8" - 19 BSPP	brass	34.97	2.51	63.8	1.42	36.1	1-1/16"	0.43	10	50
3/8"	3HBF3-S	3/8" - 19 BSPP	303 stainless	85.56	2.51	63.8	1.42	36.1	1-1/16"	0.40	10	50
3/8"	3HBF3-SS	3/8" - 19 BSPP	316 stainless	192.01	2.51	63.8	1.42	36.1	7/8"	0.40	10	50
3/8"	3HOF4	3/4" - 16 ORB	steel	36.55	2.51	63.8	1.42	36.1	1"	0.51	10	50
1/2"	4HF4	1/2" - 14 NPTF	steel	35.42	2.86	72.6	1.86	47.2	1-5/16"	0.73	5	25
1/2"	4HF4-B	1/2" - 14 NPTF	brass	39.88	2.86	72.6	1.86	47.2	1-5/16"	0.80	5	25
1/2"	4HF4-S	1/2" - 14 NPTF	303 stainless	140.57	2.86	72.6	1.86	47.2	1-5/16"	0.75	5	25
1/2"	4HF4-SS	1/2" - 14 NPTF	316 stainless	269.26	2.86	72.6	1.86	47.2	1-1/16"	0.76	5	25
1/2"	4HBF4	1/2" - 14 BSPP	steel	44.06	2.86	72.6	1.86	47.2	1-5/16"	0.73	5	25
1/2"	4HBF4-B	1/2" - 14 BSPP	brass	46.27	2.86	72.6	1.86	47.2	1-5/16"	0.80	5	25
1/2"	4HBF4-S	1/2" - 14 BSPP	303 stainless	140.57	2.86	72.6	1.86	47.2	1-5/16"	0.75	5	25
1/2"	4HBF4-SS	1/2" - 14 BSPP	316 stainless	303.63	2.86	72.6	1.86	47.2	1-1/16"	0.76	5	25
1/2"	4HOF5	7/8" - 14 ORB	steel	47.23	2.86	72.6	1.86	47.2	1-1/8"	0.78	5	25
3/4"	6HF6	3/4" - 14 NPTF	steel	57.04	3.55	90.2	2.22	56.4	1-5/16"	1.30	-	10
3/4"	6HF6-B	3/4" - 14 NPTF	brass	77.70	3.55	90.2	2.22	56.4	1-5/16"	1.36	-	10
3/4"	6HF6-S	3/4" - 14 NPTF	303 stainless	220.64	3.55	90.2	2.22	56.4	1-5/16"	1.31	-	10
3/4"	6HF6-SS	3/4" - 14 NPTF	316 stainless	406.75	3.55	90.2	2.22	56.4	1-5/16"	1.33	-	10
3/4"	6HBF6	3/4" - 14 BSPP	steel	67.47	3.55	90.2	2.22	56.4	1-5/16"	1.30	-	10
3/4"	6HBF6-B	3/4" - 14 BSPP	brass	85.23	3.55	90.2	2.22	56.4	1-5/16"	1.36	-	10
3/4"	6HBF6-S	3/4" - 14 BSPP	303 stainless	220.64	3.55	90.2	2.22	56.4	1-5/16"	1.31	-	10
3/4"	6HBF6-SS	3/4" - 14 BSPP	316 stainless	480.50	3.55	90.2	2.22	56.4	1-5/16"	1.33	-	10
3/4"	6HOF6	1-1/16" - 12 ORB	steel	73.01	3.55	90.2	2.22	56.4	1-5/16"	1.39	-	10
1"	8HF8	1" - 11 1/2 NPTF	steel	94.25	4.13	104.9	2.49	63.2	1-5/8"	1.95	-	10
1"	8HF8-B	1" - 11 1/2 NPTF	brass	106.99	4.13	104.9	2.49	63.2	1-5/8"	1.99	-	10
1"	8HF8-S	1" - 11 1/2 NPTF	303 stainless	352.30	4.13	104.9	2.49	63.2	1-5/8"	1.95	-	10
1"	8HF8-SS	1" - 11 1/2 NPTF	316 stainless	618.72	4.13	104.9	2.49	63.2	1-5/8"	1.95	-	10
1"	8HBF8	1" - 11 BSPP	steel	94.25	4.13	104.9	2.49	63.2	1-5/8"	1.95	-	10
1"	8HBF8-B	1" - 11 BSPP	brass	106.99	4.13	104.9	2.49	63.2	1-5/8"	1.99	-	10
1"	8HBF8-S	1" - 11 BSPP	303 stainless	352.30	4.13	104.9	2.49	63.2	1-5/8"	1.95	-	10
1"	8HBF8-SS	1" - 11 BSPP	316 stainless	618.72	4.13	104.9	2.49	63.2	1-5/8"	1.95	-	10
1"	8HOF8	1-5/16" - 12 ORB	steel	106.83	4.13	104.9	2.49	63.2	1-5/8"	1.95	-	10

H-Series Hydraulic Couplings





Body Size	H-Series ISO-B Interchange Nipple (Female Threads)											
	Part Detail			List Price	Length		Maximum OD		Hex Inch	Weight Lb	Package Qty	
	Part Number	Threads	Material		Inch	mm	Inch	mm			Bag	Box
1/8"	H1F1	1/8" - 27 NPTF	steel	\$9.56	1.28	32.5	0.65	16.5	9/16"	0.03	10	100
1/8"	H1F1-B	1/8" - 27 NPTF	brass	9.29	1.28	32.5	0.65	16.5	9/16"	0.04	10	100
1/8"	H1F1-S	1/8" - 27 NPTF	303 stainless	22.49	1.28	32.5	0.65	16.5	9/16"	0.03	10	100
1/8"	H1F1-SS	1/8" - 27 NPTF	316 stainless	55.00	1.28	32.5	0.65	16.5	9/16"	0.03	10	100
1/8"	H1OF2	7/16" - 20 ORB	steel	11.81	1.28	32.5	0.65	16.5	9/16"	0.05	10	100
1/4"	H2F2	1/4" - 18 NPTF	steel	10.63	1.55	39.4	0.83	21.1	3/4"	0.08	10	50
1/4"	H2F2-B	1/4" - 18 NPTF	brass	10.33	1.55	39.4	0.83	21.1	3/4"	0.09	10	50
1/4"	H2F2-S	1/4" - 18 NPTF	303 stainless	25.38	1.55	39.4	0.83	21.1	3/4"	0.08	10	50
1/4"	H2F2-SS	1/4" - 18 NPTF	316 stainless	66.04	1.55	39.4	0.83	21.1	3/4"	0.08	10	50
1/4"	H2BF2	1/4" - 19 BSPP	steel	12.37	1.55	39.4	0.83	21.1	3/4"	0.08	10	50
1/4"	H2BF2-B	1/4" - 19 BSPP	brass	12.02	1.55	39.4	0.83	21.1	3/4"	0.09	10	50
1/4"	H2BF2-S	1/4" - 19 BSPP	303 stainless	25.38	1.55	39.4	0.83	21.1	3/4"	0.08	10	50
1/4"	H2BF2-SS	1/4" - 19 BSPP	316 stainless	66.04	1.55	39.4	0.83	21.1	3/4"	0.08	10	50
1/4"	H2OF3	9/16" - 18 ORB	steel	12.60	1.61	40.9	0.90	22.9	13/16"	0.10	10	50
3/8"	H3F3	3/8" - 18 NPTF	steel	12.82	1.70	43.2	0.97	24.6	7/8"	0.12	10	50
3/8"	H3F3-B	3/8" - 18 NPTF	brass	15.30	1.70	43.2	0.97	24.6	7/8"	0.10	10	50
3/8"	H3F3-S	3/8" - 18 NPTF	303 stainless	41.70	1.70	43.2	0.97	24.6	7/8"	0.12	10	50
3/8"	H3F3-SS	3/8" - 18 NPTF	316 stainless	97.45	1.70	43.2	0.97	24.6	7/8"	0.12	10	50
3/8"	H3BF3	3/8" - 19 BSPP	steel	16.19	1.70	43.2	0.97	24.6	7/8"	0.12	10	50
3/8"	H3BF3-B	3/8" - 19 BSPP	brass	18.58	1.70	43.2	0.97	24.6	7/8"	0.10	10	50
3/8"	H3BF3-S	3/8" - 19 BSPP	303 stainless	41.70	1.70	43.2	0.97	24.6	7/8"	0.12	10	50
3/8"	H3BF3-SS	3/8" - 19 BSPP	316 stainless	97.45	1.70	43.2	0.97	24.6	7/8"	0.12	10	50
3/8"	H3OF4	3/4" - 16 ORB	steel	21.37	1.79	45.5	1.10	27.9	1"	0.16	10	50
1/2"	H4F4	1/2" - 14 NPTF	steel	13.94	1.94	49.3	1.17	29.7	1-1/16"	0.24	5	25
1/2"	H4F4-B	1/2" - 14 NPTF	brass	18.03	1.94	49.3	1.17	29.7	1-1/16"	0.25	5	25
1/2"	H4F4-S	1/2" - 14 NPTF	303 stainless	66.07	1.94	49.3	1.17	29.7	1-1/16"	0.24	5	25
1/2"	H4F4-SS	1/2" - 14 NPTF	316 stainless	126.03	1.94	49.3	1.17	29.7	1-1/16"	0.24	5	25
1/2"	H4BF4	1/2" - 14 BSPP	steel	17.90	1.94	49.3	1.17	29.7	1-1/16"	0.24	5	25
1/2"	H4BF4-B	1/2" - 14 BSPP	brass	18.03	1.94	49.3	1.17	29.7	1-1/16"	0.25	5	25
1/2"	H4BF4-S	1/2" - 14 BSPP	303 stainless	68.04	1.94	49.3	1.17	29.7	1-1/16"	0.24	5	25
1/2"	H4BF4-SS	1/2" - 14 BSPP	316 stainless	141.93	1.94	49.3	1.17	29.7	1-1/16"	0.24	5	25
1/2"	H4OF5	7/8" - 14 ORB	steel	23.62	1.94	49.3	1.24	31.5	1-1/8"	0.27	5	25
3/4"	H6F6	3/4" - 14 NPTF	steel	27.55	2.41	61.2	1.44	36.6	1-5/16"	0.46	-	10
3/4"	H6F6-B	3/4" - 14 NPTF	brass	30.66	2.41	61.2	1.44	36.6	1-5/16"	0.50	-	10
3/4"	H6F6-S	3/4" - 14 NPTF	303 stainless	100.65	2.41	61.2	1.44	36.6	1-5/16"	0.46	-	10
3/4"	H6F6-SS	3/4" - 14 NPTF	316 stainless	177.59	2.41	61.2	1.44	36.6	1-5/16"	0.45	-	10
3/4"	H6BF6	3/4" - 14 BSPP	steel	32.61	2.41	61.2	1.44	36.6	1-5/16"	0.46	-	10
3/4"	H6BF6-B	3/4" - 14 BSPP	brass	35.90	2.41	61.2	1.44	36.6	1-5/16"	0.50	-	10
3/4"	H6BF6-S	3/4" - 14 BSPP	303 stainless	100.65	2.41	61.2	1.44	36.6	1-5/16"	0.46	-	10
3/4"	H6BF6-SS	3/4" - 14 BSPP	316 stainless	238.52	2.41	61.2	1.44	36.6	1-5/16"	0.45	-	10
3/4"	H6OF6	1-1/16" - 12 ORB	steel	35.99	2.41	61.2	1.44	36.6	1-5/16"	0.46	-	10
1"	H8F8	1" - 11 1/2 NPTF	steel	39.36	2.87	72.9	1.79	45.5	1-5/8"	0.76	-	10
1"	H8F8-B	1" - 11 1/2 NPTF	brass	46.99	2.87	72.9	1.79	45.5	1-5/8"	0.76	-	10
1"	H8F8-S	1" - 11 1/2 NPTF	303 stainless	159.43	2.87	72.9	1.79	45.5	1-5/8"	0.76	-	10
1"	H8F8-SS	1" - 11 1/2 NPTF	316 stainless	280.71	2.87	72.9	1.79	45.5	1-5/8"	0.76	-	10
1"	H8BF8	1" - 11 BSPP	steel	42.73	2.87	72.9	1.79	45.5	1-5/8"	0.76	-	10
1"	H8BF8-B	1" - 11 BSPP	brass	50.27	2.87	72.9	1.79	45.5	1-5/8"	0.76	-	10
1"	H8BF8-S	1" - 11 BSPP	303 stainless	174.31	2.87	72.9	1.79	45.5	1-5/8"	0.77	-	10
1"	H8BF8-SS	1" - 11 BSPP	316 stainless	341.44	2.87	72.9	1.79	45.5	1-5/8"	0.76	-	10
1"	H8OF8	1-5/16" - 12 ORB	steel	65.79	2.87	72.9	1.79	45.5	1-5/8"	0.80	-	10

H-Series Hydraulic Couplings


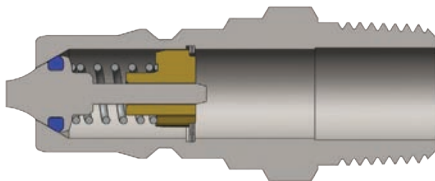


Body Size	H-Series ISO-B High Volume Interchange Coupler (Female Threads)											
	Part Detail			List Price	Length		Maximum OD		Hex Inch	Weight Lb	Package Qty	
	Part Number	Threads	Material		Inch	mm	Inch	mm			Bag	Box
1-1/4"	10HF10	1-1/4" - 11 1/2 NPTF	steel	\$439.27	4.50	114.3	2.60	66.0	2-3/8"	3.50	-	1
1-1/4"	10HF10-B	1-1/4" - 11 1/2 NPTF	brass	349.90	4.50	114.3	2.60	66.0	2-3/8"	3.50	-	1
1-1/4"	10HF10-S	1-1/4" - 11 1/2 NPTF	303 stainless	841.49	4.50	114.3	2.60	66.0	2-3/8"	3.51	-	1
1-1/4"	10HBF10	1-1/4" - 11 BSPP	steel	449.82	4.50	114.3	2.60	66.0	2-3/8"	3.50	-	1
1-1/2"	12HF10	1-1/4" - 11 1/2 NPTF	steel	422.17	4.81	122.2	3.00	76.2	2-5/8"	4.70	-	1
1-1/2"	12HF10-B	1-1/4" - 11 1/2 NPTF	brass	529.97	4.81	122.2	3.00	76.2	2-5/8"	4.68	-	1
1-1/2"	12HF10-S	1-1/4" - 11 1/2 NPTF	303 stainless	1299.98	4.81	122.2	3.00	76.2	2-5/8"	4.68	-	1
1-1/2"	12HOF10	1-5/8" - 12 ORB	steel	502.01	4.81	122.2	3.00	76.2	2-5/8"	4.72	-	1
1-1/2"	12HF12	1-1/2" - 11 1/2 NPTF	steel	422.17	4.81	122.2	3.00	76.2	2-5/8"	4.70	-	1
1-1/2"	12HF12-B	1-1/2" - 11 1/2 NPTF	brass	426.16	4.81	122.2	3.00	76.2	2-5/8"	4.58	-	1
1-1/2"	12HF12-S	1-1/2" - 11 1/2 NPTF	303 stainless	1180.78	4.81	122.2	3.00	76.2	2-5/8"	4.68	-	1
1-1/2"	12HF12-SS	1-1/2" - 11 1/2 NPTF	316 stainless	2521.37	4.81	122.2	3.00	76.2	2-5/8"	4.68	-	1
1-1/2"	12HBF12	1-1/2" - 11 BSPP	steel	409.87	4.81	122.2	3.00	76.2	2-5/8"	4.70	-	1
1-1/2"	12HBF12-B	1-1/2" - 11 BSPP	brass	514.54	4.81	122.2	3.00	76.2	2-5/8"	4.58	-	1
1-1/2"	12HBF12-S	1-1/2" - 11 BSPP	303 stainless	1299.98	4.81	122.2	3.00	76.2	2-5/8"	4.68	-	1
1-1/2"	12HBF12-SS	1-1/2" - 11 BSPP	316 stainless	2521.38	4.81	122.2	3.00	76.2	2-5/8"	4.68	-	1
1-1/2"	12HOF12	1-7/8" - 12 ORB	steel	502.01	4.81	122.2	3.00	76.2	2-5/8"	4.72	-	1
2-1/2"	20HF16	2" - 11 1/2 NPTF	steel	1128.65	5.57	141.5	4.10	104.1	3-3/4"	11.03	-	1
2-1/2"	20HF16-B	2" - 11 1/2 NPTF	brass	1033.65	5.57	141.5	4.10	104.1	3-3/4"	11.09	-	1
2-1/2"	20HF20	2 1/2" - 8 NPTF	steel	1122.83	6.04	153.4	4.10	104.1	3-3/4"	11.13	-	1
2-1/2"	20HF24	3" - 8 NPTF	steel	1178.07	6.96	176.8	4.35	110.5	4"	11.51	-	1

H-Series Hydraulic Couplings




Body Size	H-Series ISO-B High Volume Interchange Nipple (Female Threads)											
	Part Detail			List Price	Length		Maximum OD		Hex Inch	Weight Lb	Package Qty	
	Part Number	Threads	Material		Inch	mm	Inch	mm			Bag	Box
1-1/4"	H10F10	1-1/4" - 11 1/2 NPTF	steel	\$319.46	4.25	108.0	2.60	66.0	2-3/8"	2.19	-	1
1-1/4"	H10F10-B	1-1/4" - 11 1/2 NPTF	brass	261.03	4.25	108.0	2.60	66.0	2-3/8"	2.19	-	1
1-1/4"	H10F10-S	1-1/4" - 11 1/2 NPTF	303 stainless	656.10	4.25	108.0	2.60	66.0	2-3/8"	2.19	-	1
1-1/4"	H10BF10	1-1/4" - 11 BSPP	steel	365.48	4.25	108.0	2.60	66.0	2-3/8"	2.19	-	1
1-1/2"	H12F10	1-1/4" - 11 1/2 NPTF	steel	359.86	4.76	120.9	2.88	73.2	2-5/8"	3.10	-	1
1-1/2"	H12F10-B	1-1/4" - 11 1/2 NPTF	brass	325.63	4.76	120.9	2.88	73.2	2-5/8"	3.10	-	1
1-1/2"	H12F10-S	1-1/4" - 11 1/2 NPTF	303 stainless	899.64	4.76	120.9	2.88	73.2	2-5/8"	3.10	-	1
1-1/2"	H12OF10	1-5/8" - 12 ORB	steel	358.05	4.76	120.9	2.88	73.2	2-5/8"	3.15	-	1
1-1/2"	H12F12	1-1/2" - 11 1/2 NPTF	steel	359.86	4.76	120.9	2.88	73.2	2-5/8"	3.10	-	1
1-1/2"	H12F12-B	1-1/2" - 11 1/2 NPTF	brass	325.63	4.76	120.9	2.88	73.2	2-5/8"	2.96	-	1
1-1/2"	H12F12-S	1-1/2" - 11 1/2 NPTF	303 stainless	899.64	4.76	120.9	2.88	73.2	2-5/8"	3.06	-	1
1-1/2"	H12F12-SS	1-1/2" - 11 1/2 NPTF	316 stainless	1702.94	4.76	120.9	2.88	73.2	2-5/8"	3.05	-	1
1-1/2"	H12BF12	1-1/2" - 11 BSPP	steel	369.12	4.76	120.9	2.88	73.2	2-5/8"	3.10	-	1
1-1/2"	H12BF12-B	1-1/2" - 11 BSPP	brass	325.63	4.76	120.9	2.88	73.2	2-5/8"	2.96	-	1
1-1/2"	H12BF12-S	1-1/2" - 11 BSPP	303 stainless	899.64	4.76	120.9	2.88	73.2	2-5/8"	3.06	-	1
1-1/2"	H12BF12-SS	1-1/2" - 11 BSPP	316 stainless	1702.94	4.76	120.9	2.88	73.2	2-5/8"	3.05	-	1
1-1/2"	H12OF12	1-7/8" - 12 ORB	steel	358.05	4.76	120.9	2.88	73.2	2-5/8"	3.15	-	1
2-1/2"	H20F16	2" - 11 1/2 NPTF	steel	891.66	5.48	139.2	4.10	104.1	3-3/4"	7.34	-	1
2-1/2"	H20F16-B	2" - 11 1/2 NPTF	brass	783.21	5.48	139.2	4.10	104.1	3-3/4"	7.35	-	1
2-1/2"	H20F20	2-1/2" - 8 NPTF	steel	880.83	5.95	151.1	4.10	104.1	3-3/4"	7.22	-	1
2-1/2"	H20F24	3" - 8 NPTF	steel	929.76	6.87	174.5	4.35	110.5	4"	7.56	-	1




Body Size	H-Series ISO-B Interchange Nipple (Male Threads)											
	Part Detail			List Price	Length		Maximum OD		Hex Inch	Weight Lb	Package Qty	
	Part Number	Threads	Material		Inch	mm	Inch	mm			Bag	Box
1/4"	H2M3	3/8" - 18 NPTF	steel	\$14.52	2.03	51.6	0.83	21.1	3/4"	0.09	1	50
1/2"	H4M6-S	3/4" - 14 NPTF	303 stainless	97.72	2.13	58.7	1.17	29.7	1-1/16"	0.50	-	10


H-Series Hydraulic Couplings



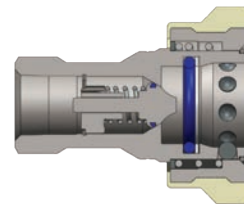

Body Size	H-Series ISO-B Steel Mill 'Slide Gate' Coupler (Female Threads)											
	Part Detail			List Price	Length		Maximum OD		Hex Inch	Weight Lb	Package Qty	
	Part Number	Threads	Material		Inch	mm	Inch	mm			Bag	Box
1/2"	4HF4-HV	1/2" - 14 NPTF	steel	\$57.17	2.86	72.6	1.86	47.2	1-1/16"	0.80	5	25



Body Size	H-Series ISO-B Steel Mill 'Slide Gate' Nipple (Female Threads)											
	Part Detail			List Price	Length		Maximum OD		Hex Inch	Weight Lb	Package Qty	
	Part Number	Threads	Material		Inch	mm	Inch	mm			Bag	Box
1/2"	H4F4-HV	1/2" - 14 NPTF	steel	\$22.81	1.94	49.3	1.17	29.7	1-1/16"	0.28	5	25




Body Size	H-Series ISO-B Food Grade Silicone Flanged Coupler (Female Threads)											
	Part Detail			List Price	Length		Maximum OD		Hex Inch	Weight Lb	Package Qty	
	Part Number	Threads	Material		Inch	mm	Inch	mm			Bag	Box
1/2"	D-4HF4-S-FSB	1/2" - 14 NPTF	303 stainless	\$151.04	2.86	72.6	2.52	64.0	1-1/16"	0.75	5	25
1/2"	D-4HF4-SS-FSB	1/2" - 14 NPTF	316 stainless	294.96	2.86	72.6	2.52	64.0	1-1/16"	0.75	5	25



Body Size	H-Series ISO-B Food Grade Nylon Flanged Coupler (Female Threads)											
	Part Detail			List Price	Length		Maximum OD		Hex Inch	Weight Lb	Package Qty	
	Part Number	Threads	Material		Inch	mm	Inch	mm			Bag	Box
1/2"	D-4HF4-S-FNS	1/2" - 14 NPTF	303 stainless	\$152.95	2.86	72.6	2.38	60.5	1-1/16"	0.75	5	25
1/2"	D-4HF4-SS-FNS	1/2" - 14 NPTF	316 stainless	281.69	2.86	72.6	2.38	60.5	1-1/16"	0.75	5	25

H-Series Hydraulic Couplings




Body Size	H-Series ISO-B Food Grade Nipple (Female Threads)											
	Part Detail			List Price	Length		Maximum OD		Hex Inch	Weight Lb	Package Qty	
	Part Number	Threads	Material		Inch	mm	Inch	mm			Bag	Box
1/2"	D-H4F4-SV-8	1/2" - 14 NPTF	steel	\$30.45	1.94	49.3	1.17	29.7	1-1/16"	0.20	5	25
1/2"	D-H4F4-S	1/2" - 14 NPTF	303 stainless	70.09	1.94	49.3	1.17	29.7	1-1/16"	0.24	5	25
1/2"	D-H4F4-SS	1/2" - 14 NPTF	316 stainless	127.93	1.94	49.3	1.17	29.7	1-1/16"	0.24	5	25




Body Size	H-Series ISO-B Interchange Dust Caps and Plugs					
	Part Detail			List Price	Package Qty	
	Coupler Dust Plug	Nipple Dust Cap	Material		Bag	Box
1/8"	1HDP	H1DC	Nitrile	\$3.07	10	100
1/4"	2HDP-H2DC combo plug/cap		Nitrile	3.07	10	50
3/8"	3HDP-H3DC combo plug/cap		Nitrile	3.41	10	50
1/2"	4HDP-H4DC combo plug/cap		Nitrile	3.69	10	50
3/4"	6HDP-H6DC combo plug/cap		Nitrile	8.27	5	25
1"	8HDP-H8DC* combo plug/cap		Nitrile	9.50	5	25
1-1/4"	8HDP-H8DC* combo plug/cap		Nitrile	--	5	25

* 8HDP-H8DC fits both 1" and 1-1/4" body sizes

H-Series Hydraulic Couplings

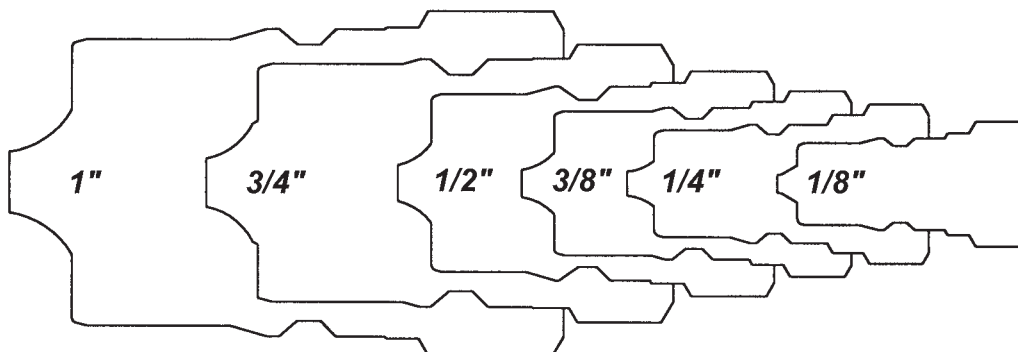


Body Size	H-Series ISO-B Interchange Coupler Rigid Dust Plug						
	Part Detail			List Price	Weight Lb	Package Qty	
	Part Number	Lanyard	Body			Bag	Box
1/4"	2HDP-A	SS bead chain	aluminum	\$12.43	0.02	10	50
3/8"	3HDP-A	SS bead chain	aluminum	13.66	0.02	10	50
1/2"	4HDP-A	SS bead chain	aluminum	15.85	0.03	10	50
3/4"	6HDP-A	SS bead chain	aluminum	21.91	0.09	5	25
1"	8HDP-A	SS bead chain	aluminum	50.66	0.14	5	25
1-1/2"	12HDP-A	SS bead chain	aluminum	50.66	0.29	-	10
2-1/2"	20HDP-A	SS chain	aluminum	225.75	0.42	-	5



Body Size	H-Series ISO-B Interchange Nipple Rigid Dust Cap						
	Part Detail			List Price	Weight Lb	Package Qty	
	Part Number	Lanyard	Body			Bag	Box
1/4"	H2DC-A	SS bead chain	aluminum	\$12.43	0.03	10	50
3/8"	H3DC-A	SS bead chain	aluminum	13.66	0.07	10	50
1/2"	H4DC-A	SS bead chain	aluminum	15.85	0.13	10	50
3/4"	H6DC-A	SS bead chain	aluminum	22.67	0.19	5	25
1"	H8DC-A	SS bead chain	aluminum	54.66	0.26	5	25
1-1/2"	H12DC-A	SS bead chain	aluminum	56.47	0.25	-	10
2-1/2"	H20DC-A	SS chain	aluminum	232.59	0.40	-	5

H Series Profile



H-Series Hydraulic Couplings

Body Size	H-Series ISO-B Coupler Seal Kits							
	Part Detail			List Price	Seal Kit Contents	Package Qty		
	Part Number	Coupler Style	Seal Material			Bag	Box	
1/8"	1H-SKIT	steel, 303 SS, 316 SS	Nitrile	\$2.15	O-Ring and PTFE Anti-Extrusion Ring	25	200	
1/8"	1H-BSKIT	brass	Nitrile	2.07	Two O-Rings	25	200	
1/8"	F-1H-SKIT	steel, 303 SS, 316 SS	FKM	3.89	O-Ring and PTFE Anti-Extrusion Ring	25	200	
1/8"	F-1H-BSKIT	brass	FKM	3.66	Two O-Rings	25	200	
1/8"	P-1H-SKIT	steel, 303 SS, 316 SS	EPDM	2.93	O-Ring and PTFE Anti-Extrusion Ring	25	200	
1/8"	P-1H-BSKIT	brass	EPDM	2.73	Two O-Rings	25	200	
1/4"	2H-SKIT	steel, 303 SS, 316 SS	Nitrile	4.26	O-Ring and PTFE Anti-Extrusion Ring	25	200	
1/4"	2H-BSKIT	brass	Nitrile	4.01	Two O-Rings	25	200	
1/4"	F-2H-SKIT	steel, 303 SS, 316 SS	FKM	6.21	O-Ring and PTFE Anti-Extrusion Ring	25	200	
1/4"	F-2H-BSKIT	brass	FKM	5.84	Two O-Rings	25	200	
1/4"	P-2H-SKIT	steel, 303 SS, 316 SS	EPDM	5.82	O-Ring and PTFE Anti-Extrusion Ring	25	200	
1/4"	P-2H-BSKIT	brass	EPDM	5.48	Two O-Rings	25	200	
3/8"	3H-SKIT	steel, 303 SS, 316 SS	Nitrile	4.47	O-Ring and PTFE Anti-Extrusion Ring	25	200	
3/8"	3H-BSKIT	brass	Nitrile	4.20	Two O-Rings	25	200	
3/8"	F-3H-SKIT	steel, 303 SS, 316 SS	FKM	6.60	O-Ring and PTFE Anti-Extrusion Ring	25	200	
3/8"	F-3H-BSKIT	brass	FKM	6.21	Two O-Rings	25	200	
3/8"	P-3H-SKIT	steel, 303 SS, 316 SS	EPDM	6.21	O-Ring and PTFE Anti-Extrusion Ring	25	200	
3/8"	P-3H-BSKIT	brass	EPDM	5.84	Two O-Rings	25	200	
1/2"	4H-SKIT	steel, 303 SS, 316 SS	Nitrile	5.26	O-Ring and PTFE Anti-Extrusion Ring	25	200	
1/2"	4H-BSKIT	brass	Nitrile	4.90	Two O-Rings	25	200	
1/2"	F-4H-SKIT	steel, 303 SS, 316 SS	FKM	7.58	O-Ring and PTFE Anti-Extrusion Ring	25	200	
1/2"	F-4H-BSKIT	brass	FKM	7.12	Two O-Rings	25	200	
1/2"	P-4H-SKIT	steel, 303 SS, 316 SS	EPDM	7.20	O-Ring and PTFE Anti-Extrusion Ring	25	200	
1/2"	P-4H-BSKIT	brass	EPDM	6.76	Two O-Rings	25	200	
3/4"	6H-SKIT	steel, 303 SS, 316 SS	Nitrile	7.20	O-Ring and PTFE Anti-Extrusion Ring	25	200	
3/4"	6H-BSKIT	brass	Nitrile	6.76	Two O-Rings	25	200	
3/4"	F-6H-SKIT	steel, 303 SS, 316 SS	FKM	9.71	O-Ring and PTFE Anti-Extrusion Ring	25	200	
3/4"	F-6H-BSKIT	brass	FKM	9.13	Two O-Rings	25	200	
3/4"	P-6H-SKIT	steel, 303 SS, 316 SS	EPDM	9.33	O-Ring and PTFE Anti-Extrusion Ring	25	200	
3/4"	P-6H-BSKIT	brass	EPDM	8.76	Two O-Rings	25	200	
1"	8H-SKIT	steel, 303 SS, 316 SS	Nitrile	9.15	O-Ring and PTFE Anti-Extrusion Ring	25	200	
1"	8H-BSKIT	brass	Nitrile	8.58	Two O-Rings	25	200	
1"	F-8H-SKIT	steel, 303 SS, 316 SS	FKM	11.86	O-Ring and PTFE Anti-Extrusion Ring	25	200	
1"	F-8H-BSKIT	brass	FKM	11.12	Two O-Rings	25	200	
1"	P-8H-SKIT	steel, 303 SS, 316 SS	EPDM	11.44	O-Ring and PTFE Anti-Extrusion Ring	25	200	
1"	P-8H-BSKIT	brass	EPDM	10.76	Two O-Rings	25	200	
1-1/4"	10H-SKIT	all	Nitrile	10.98	Adapter/Valve O-Ring & Two Body O-Rings	10	50	
1-1/4"	F-10-SKIT	all	FKM	13.79	Adapter/Valve O-Ring & Two Body O-Rings	10	50	
1-1/4"	P-10-SKIT	all	EPDM	13.37	Adapter/Valve O-Ring & Two Body O-Rings	10	50	
1-1/2"	12H-SKIT	all	Nitrile	13.16	Adapter/Valve O-Ring & Two Body O-Rings	10	50	
1-1/2"	F-12H-SKIT	all	FKM	17.06	Adapter/Valve O-Ring & Two Body O-Rings	10	50	
1-1/2"	P-12H-SKIT	all	EPDM	16.36	Adapter/Valve O-Ring & Two Body O-Rings	10	50	

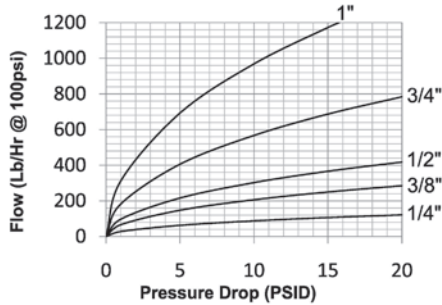
H-Series Hydraulic Couplings

Body Size	H-Series ISO-B Repair Kits						
	Part Detail			List Price	Repair Kit Contents (for one coupler or nipple)	Package Qty	
	Part Number	Coupler Style	Seal Material			Bag	Box
1/4"	2H-RKIT	steel	Nitrile	\$5.74	Steel Valve Assembly and Retaining Ring	1	25
1/4"	2H-BRKIT	brass	Nitrile	6.80	Brass Valve Assembly and Retaining Ring	1	25
1/4"	2H-SRKIT	303 stainless	Nitrile	10.04	303 SS Valve Assembly and Retaining Ring	1	25
1/4"	2H-SSRKIT	316 stainless	Nitrile	14.14	316 SS Valve Assembly and Retaining Ring	1	25
3/8"	3H-RKIT	steel	Nitrile	7.62	Steel Valve Assembly and Retaining Ring	1	25
3/8"	3H-BRKIT	brass	Nitrile	8.87	Brass Valve Assembly and Retaining Ring	1	25
3/8"	3H-SRKIT	303 stainless	Nitrile	13.61	303 SS Valve Assembly and Retaining Ring	1	25
3/8"	3H-SSRKIT	316 stainless	Nitrile	17.62	316 SS Valve Assembly and Retaining Ring	1	25
1/2"	4H-RKIT	steel	Nitrile	10.42	Steel Valve Assembly and Retaining Ring	1	25
1/2"	4H-BRKIT	brass	Nitrile	15.21	Brass Valve Assembly and Retaining Ring	1	25
1/2"	4H-SRKIT	303 stainless	Nitrile	18.48	303 SS Valve Assembly and Retaining Ring	1	25
1/2"	4H-SSRKIT	316 stainless	Nitrile	30.57	316 SS Valve Assembly and Retaining Ring	1	25
3/4"	6H-RKIT	steel	Nitrile	11.78	Steel Valve Assembly and Retaining Ring	1	25
3/4"	6H-BRKIT	brass	Nitrile	16.82	Brass Valve Assembly and Retaining Ring	1	25
3/4"	6H-SRKIT	303 stainless	Nitrile	18.39	303 SS Valve Assembly and Retaining Ring	1	25
3/4"	6H-SSRKIT	316 stainless	Nitrile	77.26	316 SS Valve Assembly and Retaining Ring	1	25
1"	8H-RKIT	steel	Nitrile	16.55	Steel Valve Assembly and Retaining Ring	1	25
1"	8H-BRKIT	brass	Nitrile	29.69	Brass Valve Assembly and Retaining Ring	1	25
1"	8H-SRKIT	303 stainless	Nitrile	47.93	303 SS Valve Assembly and Retaining Ring	1	25
1"	8H-SSRKIT	316 stainless	Nitrile	83.43	316 SS Valve Assembly and Retaining Ring	1	25
1-1/4"	10H-RKIT	steel	Nitrile	20.28	Steel Valve Assembly and Adapter O-Ring	1	25
1-1/4"	10H-BRKIT	brass	Nitrile	36.04	Brass Valve Assembly and Adapter O-Ring	1	25
1-1/4"	10H-SRKIT	303 stainless	Nitrile	57.55	303 SS Valve Assembly and Adapter O-Ring	1	25
1-1/4"	10H-SSRKIT	316 stainless	Nitrile	104.28	316 SS Valve Assembly and Adapter O-Ring	1	25
1-1/2"	12H-RKIT	steel	Nitrile	25.82	Steel Valve Assembly and Adapter O-Ring	1	25
1-1/2"	12H-BRKIT	brass	Nitrile	44.54	Brass Valve Assembly and Adapter O-Ring	1	25
1-1/2"	12H-SRKIT	303 stainless	Nitrile	66.16	303 SS Valve Assembly and Adapter O-Ring	1	25
1-1/2"	12H-SSRKIT	316 stainless	Nitrile	125.14	316 SS Valve Assembly and Adapter O-Ring	1	25

HS-Series Hydraulic Couplings

Interchange Data:

- Interchangeable to ISO7241 Series 'B'
- Parker 60-Series Steam Couplings



Materials:

- Machined components are manufactured using solid steel, brass, or 303 stainless steel bar stock.
- Stainless steel balls, retaining rings, and springs maximize corrosion resistance and extend service life.
- Steel componentry is plated using ROHS Compliant Trivalent Chrome.
- Large diameter steel steam-sleeves are hardened to resist deformation and maximize coupler service life.
- Steel nipples are hardened to provide heavy duty performance and resist brinelling.
- All couplers have a steel steam-sleeve as standard.

Seal Components:

- EPDM steam-grade seals are standard, providing a temperature range of -70°F to +400°F (-57°C to +204°C).
- Brass couplers have a redundant o-ring sealing system (Dual O-Rings/no PTFE Back-up Ring)
- Stainless couplers have an O-Ring/PTFE Anti-Extrusion ring sealing system.
- Valve seals are crimped in place to maintain integrity during excessive flow conditions.

Rated Pressure Chart:

Body Size	HS-Series ISO-B Steam Interchange (Connected)															
	Brass Coupler/Plug				Brass Coupler/Steel Plug				Brass Coupler/303 SS Plug				303SS Coupler/Plug			
	Max. Working		Burst		Max. Working		Burst		Max. Working		Burst		Max. Working		Burst	
	PSI	Bar	PSI	Bar	PSI	Bar	PSI	Bar	PSI	Bar	PSI	Bar	PSI	Bar	PSI	Bar
1/4"	200	14	14,500	1,000	200	14	14,500	1,000	200	14	14,500	1,000	200	14	31,500	2,150
3/8"	200	14	12,000	800	200	14	14,500	1,000	200	14	14,500	1,000	200	14	26,500	1,800
1/2"	200	14	11,500	750	200	14	14,500	1,000	200	14	14,500	1,000	200	14	27,500	1,900
3/4"	200	14	9,280	640	200	14	9,280	640	200	14	9,280	640	200	14	16,000	1,100
1"	200	14	5,800	400	200	14	5,800	400	200	14	5,800	400	200	14	15,000	1,000



Technical Specifications:

Body Size	Interchange Standards				Functional Parameters					
	U.S. Military	U.S. Government	International Standards	ANSI/NFPA Standards	Locking Ball Quantity	Air Inclusion	Fluid Loss	Vacuum Inch HG	Flow ΔP = 10 PSI	
1/4"	-	-	ISO7241 'B'	B93.113M-B	8	1.1cc	0.9cc	27.4	88Lbs/Hr	
3/8"	-	-	ISO7241 'B'	B93.113M-B	9	2.6cc	1.8cc	27.4	206Lbs/Hr	
1/2"	-	-	ISO7241 'B'	B93.113M-B	9	3.8cc	2.9cc	27.4	302Lbs/Hr	
3/4"	-	-	ISO7241 'B'	B93.113M-B	12	10.8cc	9.7cc	27.4	567Lbs/Hr	
1"	-	-	ISO7241 'B'	B93.113M-B	12	15.9cc	15.3cc	27.4	968Lbs/Hr	

Note: Maximum working pressure has been calculated using saturated steam at 194°C (382°F) for general purpose continuous steam service. For advanced operating pressure or super-heated steam applications, contact the factory for further information.



HS-Series Hydraulic Couplings




Body Size	H-Series ISO-B Steam Interchange Coupler (Female Threads)											
	Part Detail			List Price	Length		Maximum OD		Hex Inch	Weight Lb	Package Qty	
	Part Number	Threads	Material		Inch	mm	Inch	mm			Bag	Box
1/4"	2HSF2-B	1/4" - 18 NPTF	brass	\$43.61	2.26	57.4	1.42	36.1	3/4"	0.30	5	50
1/4"	2HSF2-S	1/4" - 18 NPTF	303 stainless	89.17	2.26	57.4	1.42	36.1	3/4"	0.30	5	50
1/4"	2HSBF2-B	1/4" - 19 BSPP	brass	43.61	2.26	57.4	1.42	36.1	3/4"	0.30	5	50
1/4"	2HSBF2-S	1/4" - 19 BSPP	303 stainless	89.17	2.26	57.4	1.42	36.1	3/4"	0.30	5	50
3/8"	3HSF3-B	3/8" - 18 NPTF	brass	46.98	2.51	63.8	1.73	43.9	7/8"	0.50	-	50
3/8"	3HSF3-S	3/8" - 18 NPTF	303 stainless	110.09	2.51	63.8	1.73	43.9	7/8"	0.50	-	50
3/8"	3HSBF3-B	3/8" - 19 BSPP	brass	46.98	2.51	63.8	1.73	43.9	7/8"	0.50	-	50
3/8"	3HSBF3-S	3/8" - 19 BSPP	303 stainless	110.09	2.51	63.8	1.73	43.9	7/8"	0.50	-	50
1/2"	4HSF4-B	1/2" - 14 NPTF	brass	65.55	2.86	72.6	2.29	58.2	1-1/16"	0.75	-	25
1/2"	4HSF4-S	1/2" - 14 NPTF	303 stainless	166.43	2.86	72.6	2.29	58.2	1-1/16"	0.75	-	25
1/2"	4HSBF4-B	1/2" - 14 BSPP	brass	65.55	2.86	72.6	2.29	58.2	1-1/16"	0.75	-	25
1/2"	4HSBF4-S	1/2" - 14 BSPP	303 stainless	166.43	2.86	72.6	2.29	58.2	1-1/16"	0.75	-	25
3/4"	6HSF6-B	3/4" - 14 NPTF	brass	102.63	3.55	90.2	2.61	66.3	1-5/16"	1.31	-	10
3/4"	6HSF6-S	3/4" - 14 NPTF	303 stainless	263.67	3.55	90.2	2.61	66.3	1-5/16"	1.31	-	10
3/4"	6HSBF6-B	3/4" - 14 BSPP	brass	102.63	3.55	90.2	2.61	66.3	1-5/16"	1.31	-	10
3/4"	6HSBF6-S	3/4" - 14 BSPP	303 stainless	263.67	3.55	90.2	2.61	66.3	1-5/16"	1.31	-	10
1"	8HSF8-B	1" - 11 1/2 NPTF	brass	166.63	4.13	104.9	2.98	75.7	1-5/8"	1.95	-	10
1"	8HSF8-S	1" - 11 1/2 NPTF	303 stainless	450.95	4.13	104.9	2.98	75.7	1-5/8"	1.95	-	10
1"	8HSBF8-B	1" - 11 BSPP	brass	166.63	4.13	104.9	2.98	75.7	1-5/8"	1.95	-	10
1"	8HSBF8-S	1" - 11 BSPP	303 stainless	450.95	4.13	104.9	2.98	75.7	1-5/8"	1.95	-	10



Do not disconnect steam couplings while under pressure! Maximum operating temperature for steam service couplings is 194°C (382°F), with an intermittent maximum temperature of 204°C (400°F). Be sure to use safety chains, or equivalent means, to prevent the line from thrashing around in a case where the coupling becomes disconnected.

HS-Series Hydraulic Couplings

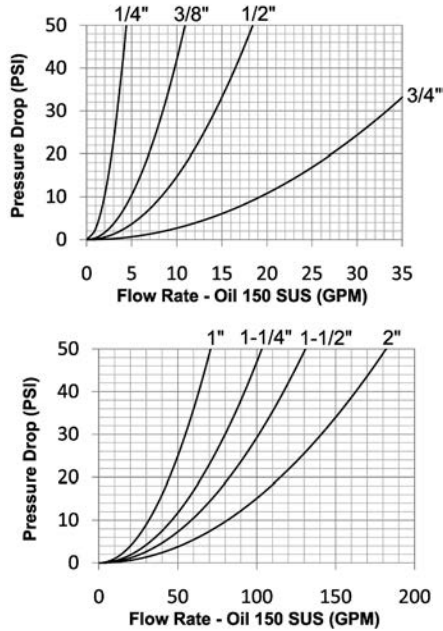


Body Size	H-Series ISO-B Steam Interchange Nipple (Female Threads)											
	Part Detail			List Price	Length		Maximum OD		Hex Inch	Weight Lb	Package Qty	
	Part Number	Threads	Material		Inch	mm	Inch	mm			Bag	Box
1/4"	HS2F2	1/4" - 18 NPTF	steel	\$13.86	1.55	39.4	0.83	21.1	3/4"	0.08	10	50
1/4"	HS2F2-B	1/4" - 18 NPTF	brass	13.47	1.55	39.4	0.83	21.1	3/4"	0.08	10	50
1/4"	HS2F2-S	1/4" - 18 NPTF	303 stainless	30.01	1.55	39.4	0.83	21.1	3/4"	0.08	10	50
1/4"	HS2BF2	1/4" - 19 BSPP	steel	13.86	1.55	39.4	0.83	21.1	3/4"	0.08	10	50
1/4"	HS2BF2-B	1/4" - 19 BSPP	brass	13.47	1.55	39.4	0.83	21.1	3/4"	0.08	10	50
1/4"	HS2BF2-S	1/4" - 19 BSPP	303 stainless	30.01	1.55	39.4	0.83	21.1	3/4"	0.08	10	50
3/8"	HS3F3	3/8" - 18 NPTF	steel	18.61	1.70	43.2	0.97	24.6	7/8"	0.13	10	50
3/8"	HS3F3-B	3/8" - 18 NPTF	brass	19.06	1.70	43.2	0.97	24.6	7/8"	0.13	10	50
3/8"	HS3F3-S	3/8" - 18 NPTF	303 stainless	48.25	1.70	43.2	0.97	24.6	7/8"	0.13	10	50
3/8"	HS3BF3	3/8" - 19 BSPP	steel	18.61	1.70	43.2	0.97	24.6	7/8"	0.13	10	50
3/8"	HS3BF3-B	3/8" - 19 BSPP	brass	19.06	1.70	43.2	0.97	24.6	7/8"	0.13	10	50
3/8"	HS3BF3-S	3/8" - 19 BSPP	303 stainless	48.25	1.70	43.2	0.97	24.6	7/8"	0.13	10	50
1/2"	HS4F4	1/2" - 14 NPTF	steel	25.89	1.94	49.3	1.17	29.7	1-1/16"	0.24	5	25
1/2"	HS4F4-B	1/2" - 14 NPTF	brass	23.95	1.94	49.3	1.17	29.7	1-1/16"	0.24	5	25
1/2"	HS4F4-S	1/2" - 14 NPTF	303 stainless	76.16	1.94	49.3	1.17	29.7	1-1/16"	0.24	5	25
1/2"	HS4BF4	1/2" - 14 BSPP	steel	25.89	1.94	49.3	1.17	29.7	1-1/16"	0.24	5	25
1/2"	HS4BF4-B	1/2" - 14 BSPP	brass	23.95	1.94	49.3	1.17	29.7	1-1/16"	0.24	5	25
1/2"	HS4BF4-S	1/2" - 14 BSPP	303 stainless	76.16	1.94	49.3	1.17	29.7	1-1/16"	0.24	5	25
3/4"	HS6F6	3/4" - 14 NPTF	steel	40.64	2.41	61.2	1.44	36.6	1-5/16"	0.46	-	10
3/4"	HS6F6-B	3/4" - 14 NPTF	brass	42.06	2.41	61.2	1.44	36.6	1-5/16"	0.46	-	10
3/4"	HS6F6-S	3/4" - 14 NPTF	303 stainless	120.22	2.41	61.2	1.44	36.6	1-5/16"	0.46	-	10
3/4"	HS6BF6	3/4" - 14 BSPP	steel	40.64	2.41	61.2	1.44	36.6	1-5/16"	0.46	-	10
3/4"	HS6BF6-B	3/4" - 14 BSPP	brass	42.06	2.41	61.2	1.44	36.6	1-5/16"	0.46	-	10
3/4"	HS6BF6-S	3/4" - 14 BSPP	303 stainless	120.22	2.41	61.2	1.44	36.6	1-5/16"	0.46	-	10
1"	HS8F8	1" - 11 1/2 NPTF	steel	53.61	2.87	72.9	1.79	45.5	1-5/8"	0.76	-	10
1"	HS8F8-B	1" - 11 1/2 NPTF	brass	54.99	2.87	72.9	1.79	45.5	1-5/8"	0.76	-	10
1"	HS8F8-S	1" - 11 1/2 NPTF	303 stainless	190.41	2.87	72.9	1.79	45.5	1-5/8"	0.76	-	10
1"	HS8BF8	1" - 11 BSPP	steel	53.61	2.87	72.9	1.79	45.5	1-5/8"	0.76	-	10
1"	HS8BF8-B	1" - 11 BSPP	brass	54.99	2.87	72.9	1.79	45.5	1-5/8"	0.76	-	10
1"	HS8BF8-S	1" - 11 BSPP	303 stainless	190.41	2.87	72.9	1.79	45.5	1-5/8"	0.76	-	10

K-Series Hydraulic Couplings

Interchange Data:

- Interchangeable to ISO7241 Series 'A'
- Parker 6600-Series, Aeroquip/Eaton FD56 (5600)
- Faster ANV, Hansen HA15000, Safeway S56-Series



Materials:

- Machined components are manufactured using solid steel bar stock.
- Stainless steel balls, retaining rings, and springs maximize corrosion resistance and extend service life.
- Steel componentry is plated using ROHS Compliant Trivalent Chrome.
- Steel coupler sleeves are hardened to resist deformation and maximize service life.
- Steel nipples are hardened to provide heavy duty performance and resist brinelling.

Seal Components:

- Nitrile (Buna-N) seals are standard, providing a temperature range of -40°F to +250°F (-40°C to +121°C).
- Couplers have a PTFE Anti-Extrusion ring.
- Valve seals are crimped in place to maintain integrity during excessive flow conditions and pressurized connection.

Rated Pressure Chart:

Body Size	K-Series ISO-A Interchange (Connected)			
	Steel Coupler/Plug			
	Maximum Working		Burst	
	PSI	Bar	PSI	Bar
1/4"	5,000	345	18,270	1,200
3/8"	4,000	275	18,270	1,200
1/2"	4,000	275	16,500	1,100
3/4"	4,000	275	14,800	1,000
1"	4,000	275	12,400	850
1-1/4"	3,000	200	12,600	850
1-1/2"	3,000	200	12,600	850
2"	1,450	100	5,800	400

Technical Specifications:

Body Size	Interchange Standards				Functional Parameters				
	U.S. Military	U.S. Government	International Standards	ANSI/NFPA Standards	Locking Ball Quantity	Air Inclusion	Fluid Loss	Vacuum Inch HG	Flow $\Delta P = 22$ PSI
1/4"	-	-	ISO7241 'A'	B93.113M-A	6	0.6cc	0.3cc	26.5	2.9 GPM
3/8"	-	-	ISO7241 'A'	B93.113M-A	9	2.6cc	1.8cc	26.5	7 GPM
1/2"	-	-	ISO7241 'A'	B93.113M-A	9	3.8cc	2.9cc	26.5	12 GPM
3/4"	-	-	ISO7241 'A'	B93.113M-A	12	10.8cc	9.7cc	26.5	28 GPM
1"	-	-	ISO7241 'A'	B93.113M-A	15	15.9cc	15.3cc	26.5	50 GPM
1-1/4"	-	-	ISO7241 'A'	B93.113M-A	16	31.7cc	29.1cc	26.5	70 GPM
1-1/2"	-	-	ISO7241 'A'	B93.113M-A	16	56.4cc	52.2cc	26.5	90 GPM
2"	-	-	ISO7241 'A'	B93.113M-A	15	N/A	N/A	26.5	120 GPM


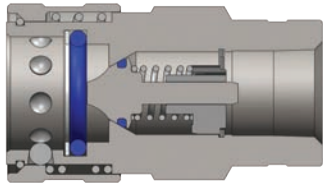
K-Series Hydraulic Couplings

List Price Seal Option Adders:

Body Size	Standard Seal Options											Kalrez® Seal Options						
	FKM		EPDM		FDA FKM		Mil-Nitrile		Fuel Nitrile		Silicone		4079		6375		7075	
	Pre	Add \$	Pre	Add \$	Pre	Add \$	Pre	Add \$	Pre	Add \$	Pre	Add \$	Pre	Add \$	Pre	Add \$	Pre	Add \$
1/4"	F-	\$0.00	P-	\$2.60	D-	\$3.00	M-	\$2.50	JF-	\$2.90	S-	\$3.10	K4-	POR	K6-	POR	K7-	POR
3/8"	F-	.00	P-	3.00	D-	3.50	M-	2.90	JF-	3.70	S-	3.80	K4-	POR	K6-	POR	K7-	POR
1/2"	F-	.00	P-	3.50	D-	4.00	M-	3.60	JF-	3.80	S-	4.30	K4-	POR	K6-	POR	K7-	POR
3/4"	F-	.00	P-	4.00	D-	6.20	M-	5.20	JF-	5.80	S-	6.00	K4-	POR	K6-	POR	K7-	POR
1"	F-	.00	P-	6.20	D-	7.60	M-	6.80	JF-	6.90	S-	7.60	K4-	POR	K6-	POR	K7-	POR
1-1/4"	F-	N/A	P-	N/A	D-	N/A	M-	N/A	JF-	N/A	S-	N/A	K4-	N/A	K6-	N/A	K7-	N/A
1-1/2"	F-	N/A	P-	N/A	D-	N/A	M-	N/A	JF-	N/A	S-	N/A	K4-	N/A	K6-	N/A	K7-	N/A
2"	F-	N/A	P-	N/A	D-	N/A	M-	N/A	JF-	N/A	S-	N/A	K4-	N/A	K6-	N/A	K7-	N/A

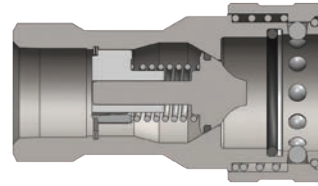
List Price Option Adders:

Body Size	Valve Options											Sleeve		Treatments		
	Unvalved		Actuator		Steel		Brass		303 SS		316 SS		Locking		Oxy-Clean	
	Suf	Add \$	Suf	Add \$	Suf	Add \$	Suf	Add \$	Suf	Add \$	Suf	Add \$	Suf	Add \$	Suf	Add \$
1/4"	-E	-\$1.50	-VA	N/A	-ZV	Std.	-BV	\$0.00	-SV	N/A	SSV	N/A	-LS	\$4.80	-C1	\$12.00
3/8"	-E	-2.30	-VA	\$4.30	-ZV	Std.	-BV	.00	-SV	\$2.45	SSV	\$2.70	-LS	4.80	-C1	12.00
1/2"	-E	-4.60	-VA	6.20	-ZV	Std.	-BV	.00	-SV	4.30	SSV	4.80	-LS	4.80	-C1	14.00
3/4"	-E	-5.80	-VA	8.00	-ZV	Std.	-BV	.00	-SV	5.65	SSV	6.00	-LS	6.00	-C1	14.00
1"	-E	-8.50	-VA	12.00	-ZV	Std.	-BV	.00	-SV	7.50	SSV	8.80	-LS	9.80	-C1	16.00
1-1/4"	-E	N/A	-VA	N/A	-ZV	Std.	-BV	N/A	-SV	N/A	SSV	N/A	-LS	N/A	-C1	N/A
1-1/2"	-E	N/A	-VA	N/A	-ZV	Std.	-BV	N/A	-SV	N/A	SSV	N/A	-LS	N/A	-C1	N/A
2"	-E	N/A	-VA	N/A	-ZV	Std.	-BV	N/A	-SV	N/A	SSV	N/A	-LS	N/A	-C1	N/A

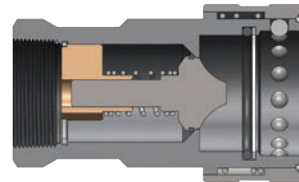


Body Size	K-Series ISO-A Interchange Coupler (Female Threads)											
	Part Detail			List Price	Length		Maximum OD		Hex Inch	Weight Lb	Package Qty	
	Part Number	Threads	Material		Inch	mm	Inch	mm			Bag	Box
1/4"	2KF1	1/8" - 27 NPTF	steel	\$25.30	1.76	44.7	1	25.4	3/4"	0.27	10	50
1/4"	2KF2	1/4" - 18 NPTF	steel	20.52	1.76	44.7	1	25.4	3/4"	0.26	10	50
1/4"	2KBF2	1/4" - 19 BSPP	steel	25.30	1.76	44.7	1	25.4	3/4"	0.26	10	50
1/4"	2KOF2	7/16" - 20 ORB	steel	25.30	1.76	44.7	1	25.4	3/4"	0.25	10	50
3/8"	3KF3	3/8" - 18 NPTF	steel	27.55	2.23	56.6	1.23	31.2	1"	0.39	10	50
3/8"	3KBF3	3/8" - 19 BSPP	steel	32.05	2.23	56.6	1.23	31.2	1"	0.38	10	50
3/8"	3KOF3	9/16" - 18 ORB	steel	32.05	2.23	56.6	1.23	31.2	1"	0.39	10	50
1/2"	4KF4	1/2" - 14 NPTF	steel	27.55	2.62	66.5	1.49	37.8	1-1/4"	0.67	5	25
1/2"	4KBF4	1/2" - 14 BSPP	steel	32.05	2.62	66.5	1.49	37.8	1-1/4"	0.67	5	25
1/2"	4KOF4	3/4" - 16 ORB	steel	32.05	2.62	66.5	1.49	37.8	1-1/4"	0.69	5	25
1/2"	4KOF5	7/8" - 14 ORB	steel	33.74	2.62	66.5	1.49	37.8	1-1/4"	0.66	5	25
1/2"	4KF6	3/4" - 14 NPTF	steel	45.54	2.62	66.5	1.49	37.8	1-1/4"	0.71	5	25
1/2"	4KBF6	3/4" - 14 BSPP	steel	48.59	2.62	66.5	1.49	37.8	1-1/4"	0.71	5	25

K-Series Hydraulic Couplings

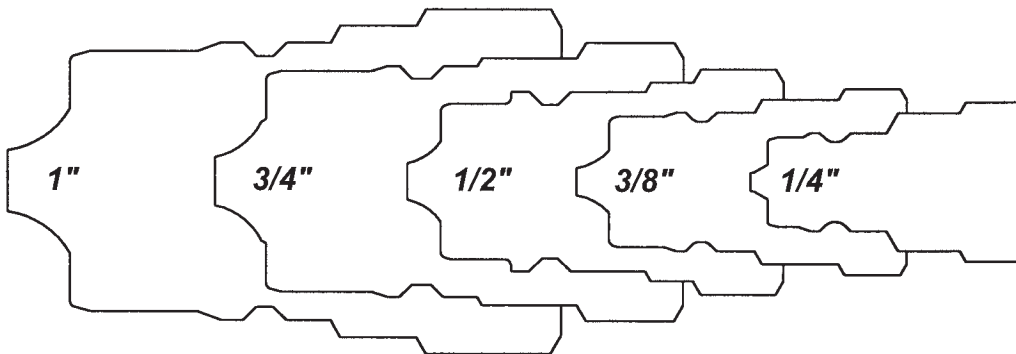


Body Size	K-Series ISO-A Interchange Coupler (Female Threads)											
	Part Detail			List Price	Length		Maximum OD		Hex Inch	Weight Lb	Package Qty	
	Part Number	Threads	Material		Inch	mm	Inch	mm			Bag	Box
3/4"	6KF6	3/4" - 14 NPTF	steel	\$53.98	3.23	82.0	1.86	47.2	1-5/16"	1.90	-	10
3/4"	6KBF6	3/4" - 14 BSPP	steel	67.47	3.23	82.0	1.86	47.2	1-5/16"	1.90	-	10
3/4"	6KOF6	1-1/16" - 12 ORB	steel	67.47	3.23	82.0	1.86	47.2	1-5/16"	1.90	-	10
1"	8KF8	1" - 11 1/2 NPTF	steel	78.72	3.88	98.6	2.10	53.3	1-5/8"	2.14	-	10
1"	8KBF8	1" - 11 BSPP	steel	98.96	3.88	98.6	2.10	53.3	1-5/8"	2.14	-	10
1"	8KOF8	1-5/16" - 12 ORB	steel	98.96	3.88	98.6	2.10	53.3	1-5/8"	2.14	-	10





Body Size	K-Series ISO-A Interchange Coupler (Female Threads)											
	Part Detail			List Price	Length		Maximum OD		Hex Inch	Weight Lb	Package Qty	
	Part Number	Threads	Material		Inch	mm	Inch	mm			Bag	Box
1-1/4"	10KF10	1-1/4" - 11 1/2 NPT	steel	\$208.32	4.61	117.0	2.76	70.0	2"	2.93	-	10
1-1/4"	10KBF10	1-1/4" - 11 BSPP	steel	231.46	4.61	117.0	2.76	70.0	2"	2.93	-	10
1-1/2"	12KF12	1-1/2" - 11 1/2 NPT	steel	347.19	5.24	133.0	3.33	84.5	2-3/8"	4.78	-	1
1-1/2"	12KBF12	1-1/2" - 11 BSPP	steel	381.91	5.24	133.0	3.33	84.5	2-3/8"	4.78	-	1
2"	16KF16	2" - 11 1/2 NPT	steel	688.60	6.50	165.0	3.94	100.0	3"	8.49	-	1
2"	16KBF16	2" - 11 BSPP	steel	729.10	6.50	165.0	3.94	100.0	3"	8.49	-	1


K Profiles



K-Series Hydraulic Couplings



Body Size	K-Series ISO-A Interchange Nipple (Female Threads)											
	Part Detail			List Price	Length		Maximum OD		Hex Inch	Weight Lb	Package Qty	
	Part Number	Threads	Material		Inch	mm	Inch	mm			Bag	Box
1/4"	K2F1	1/8" - 27 NPTF	steel	\$13.72	1.22	31.0	0.87	22.1	3/4"	0.08	10	50
1/4"	K2F2	1/4" - 18 NPTF	steel	9.28	1.22	31.0	0.87	22.1	3/4"	0.07	10	50
1/4"	K2BF2	1/4" - 19 BSPP	steel	13.72	1.22	31.0	0.87	22.1	3/4"	0.07	10	50
1/4"	K2OF2	7/16" - 20 ORB	steel	13.72	1.22	31.0	0.87	22.1	3/4"	0.08	10	50
3/8"	K3F3	3/8" - 18 NPTF	steel	12.09	1.70	43.2	0.97	24.6	7/8"	0.11	10	50
3/8"	K3BF3	3/8" - 19 BSPP	steel	17.99	1.70	43.2	0.97	24.6	7/8"	0.11	10	50
3/8"	K3OF3	9/16" - 18 ORB	steel	17.99	1.70	43.2	0.97	24.6	7/8"	0.13	10	50
1/2"	K4F4	1/2" - 14 NPTF	steel	12.93	1.77	45.0	1.23	31.2	1-1/16"	0.21	5	25
1/2"	K4BF4	1/2" - 14 BSPP	steel	18.56	1.77	45.0	1.23	31.2	1-1/16"	0.21	5	25
1/2"	K4OF4	3/4" - 16 ORB	steel	18.56	1.77	45.0	1.23	31.2	1-1/16"	0.22	5	25
1/2"	K4OF5	7/8" - 14 ORB	steel	20.24	1.77	45.0	1.23	31.2	1-1/16"	0.21	5	25
1/2"	K4F6	3/4" - 14 NPTF	steel	24.74	1.77	45.0	1.37	34.8	1-3/16"	0.33	5	25
1/2"	K4BF6	3/4" - 14 BSPP	steel	26.99	1.77	45.0	1.37	34.8	1-3/16"	0.33	5	25



Body Size	K-Series ISO-A Interchange Nipple (Female Threads)											
	Part Detail			List Price	Length		Maximum OD		Hex Inch	Weight Lb	Package Qty	
	Part Number	Threads	Material		Inch	mm	Inch	mm			Bag	Box
3/4"	K6F6	3/4" - 14 NPTF	steel	\$27.55	2.43	61.7	1.44	36.6	1-5/16"	0.49	-	10
3/4"	K6BF6	3/4" - 14 BSPP	steel	35.42	2.43	61.7	1.44	36.6	1-5/16"	0.49	-	10
3/4"	K6OF6	1-1/16" - 12 ORB	steel	35.42	2.43	61.7	1.44	36.6	1-5/16"	0.47	-	10
1"	K8F8	1" - 11 1/2 NPTF	steel	42.73	2.87	72.9	1.79	45.5	1-5/8"	0.75	-	10
1"	K8BF8	1" - 11 BSPP	steel	49.48	2.87	72.9	1.79	45.5	1-5/8"	0.75	-	10
1"	K8OF8	1-5/16" - 12 ORB	steel	49.48	2.87	72.9	1.79	45.5	1-5/8"	0.72	-	10
1-1/4"	K10F10	1-1/4" - 11 1/2 NPT	steel	119.20	2.95	75.0	2.31	58.7	2"	1.26	-	10
1-1/4"	K10BF10	1-1/4" - 11 BSPP	steel	138.88	2.95	75.0	2.31	58.7	2"	1.26	-	10
1-1/2"	K12F12	1-1/2" - 11 1/2 NPT	steel	179.38	3.29	83.5	2.74	69.6	2-3/8"	2.05	-	1
1-1/2"	K12BF12	1-1/2" - 11 BSPP	steel	214.10	3.29	83.5	2.74	69.6	2-3/8"	2.05	-	1
2"	K16F16	2" - 11 1/2 NPT	steel	335.62	4.13	105.0	3.46	87.9	3"	3.64	-	1
2"	K16BF16	2" - 11 BSPP	steel	376.13	4.13	105.0	3.46	87.9	3"	3.64	-	1

K-Series Hydraulic Couplings



Body Size	K-Series ISO-A Interchange Combination Dust Cap and Plug					
	Part Detail			List Price	Package Qty	
	Combination Dust Plug & Cap	Material	Bag		Box	
1/4"	2KDP-K2DC	Nitrile	\$3.07	10	50	
3/8"	3KDP-K3DC	Nitrile	3.41	10	50	
1/2"	See Below					
3/4"	6KDP-K6DC	Nitrile	5.14	5	25	
1"	8KDP-K8DC	Nitrile	6.49	5	25	



Body Size	K-Series ISO-A Interchange Color Coded Dust Plug					
	Part Detail			List Price	Package Qty	
	Part Number	Color	Material		Bag	Box
1/2"	4KDP	Black	Nitrile	\$3.07	10	50
1/2"	4K-R-DP	Red	Nitrile	3.07	10	50
1/2"	4K-O-DP	Orange	Nitrile	3.07	10	50
1/2"	4K-Y-DP	Yellow	Nitrile	3.07	10	50
1/2"	4K-G-DP	Green	Nitrile	3.07	10	50
1/2"	4K-B-DP	Blue	Nitrile	3.07	10	50



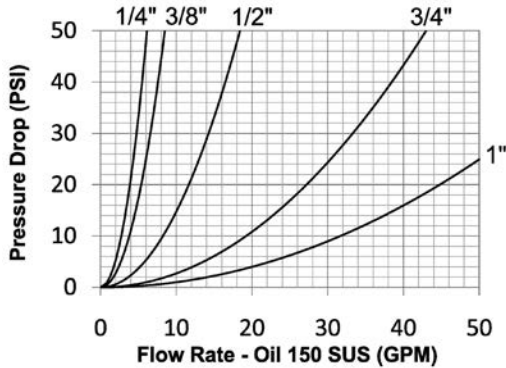
Body Size	K-Series ISO-A Interchange Color Coded Dust Cap					
	Part Detail			List Price	Package Qty	
	Part Number	Color	Material		Bag	Box
1/2"	K4DC	Black	Nitrile	\$3.07	10	50
1/2"	K4-R-DC	Red	Nitrile	3.07	10	50
1/2"	K4-O-DC	Orange	Nitrile	3.07	10	50
1/2"	K4-Y-DC	Yellow	Nitrile	3.07	10	50
1/2"	K4-G-DC	Green	Nitrile	3.07	10	50
1/2"	K4-B-DC	Blue	Nitrile	3.07	10	50

Body Size	K-Series ISO-A Coupler Seal Kits						
	Part Detail			List Price	Seal Kit Contents	Package Qty	
	Part Number	Coupler Style	Seal Material			Bag	Box
1/4"	2K-SKIT	all	Nitrile	\$2.15	O-Ring and PTFE Anti-Extrusion Ring	25	200
3/8"	3K-SKIT	all	Nitrile	4.47	O-Ring and PTFE Anti-Extrusion Ring	25	200
1/2"	4K-SKIT	all	Nitrile	5.26	O-Ring and PTFE Anti-Extrusion Ring	25	200
3/4"	6K-SKIT	all	Nitrile	7.20	O-Ring and PTFE Anti-Extrusion Ring	25	200
1"	8K-SKIT	all	Nitrile	9.15	O-Ring and PTFE Anti-Extrusion Ring	25	200
1-1/4"	10K-SKIT	all	Nitrile	13.29	O-Ring and PTFE Anti-Extrusion Ring	10	50
1-1/2"	12K-SKIT	all	Nitrile	14.49	O-Ring and PTFE Anti-Extrusion Ring	10	50
2"	16K-SKIT	all	Nitrile	15.89	O-Ring and PTFE Anti-Extrusion Ring	10	50

AG-Series Hydraulic Couplings

Interchange Data:

- Pioneer Agricultural Interchange
- Parker/Pioneer 4000 Series, Faster NS/NV-Series
- Safeway Series-S20, Stucchi IR-Series, Snap-Tite 60-Series



Materials:

- Machined components are manufactured using solid steel bar stock.
- Stainless steel balls, retaining rings, and springs maximize corrosion resistance and extend service life.
- Steel componentry is plated using ROHS Compliant Trivalent Chrome.
- Steel coupler sleeves are hardened to resist deformation and maximize service life.
- Steel nipples are hardened to provide heavy duty performance and resist brinelling.

Seal Components:

- Nitrile (Buna-N) seals are standard, providing a temperature range of -40°F to +250°F (-40°C to +121°C).
- Couplers have a PTFE Anti-Extrusion ring.
- Poppet valve seals are crimped in place to maintain integrity during excessive flow conditions and pressurized connection.
- Piloted ball valve has a seal that is crimped to prevent low-pressure leakage.

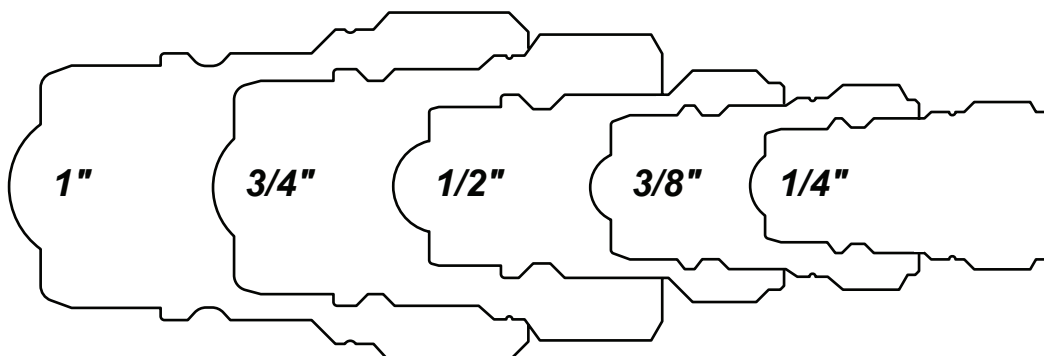
Rated Pressure Chart:

Body Size	AG-Series Agricultural Interchange (Connected)							
	Ball Steel Coupler/Plug				Poppet Steel Coupler/Plug			
	Maximum Working		Burst		Maximum Working		Burst	
	PSI	Bar	PSI	Bar	PSI	Bar	PSI	Bar
1/4"	4,000	275	24,400	1,700	4,000	275	21,000	1,500
3/8"	4,000	275	25,000	1,700	4,000	275	23,100	1,600
1/2"	4,000	275	16,500	1,100	4,000	275	16,500	1,100
3/4"	3,000	200	15,800	1,050	3,000	200	10,300	700
1"	3,000	200	13,500	900	3,000	200	13,000	900

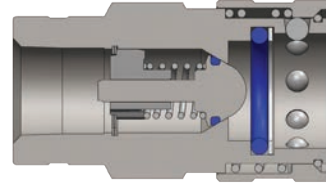

Technical Specifications:

Body Size	Interchange Standards				Functional Parameters				
	U.S. Military	U.S. Government	International Standards	ANSI/NFPA Standards	Locking Ball Quantity	Air Inclusion	Fluid Loss	Vacuum Inch HG	Flow $\Delta P = 22$ PSI
1/4"	-	-	-	-	8	1.1cc	0.9cc	26.5	4 GPM
3/8"	-	-	-	-	9	2.6cc	1.8cc	26.5	6 GPM
1/2"	-	-	ISO7241 'A'	-	9	3.8cc	2.9cc	26.5	12 GPM
3/4"	-	-	ISO5675	-	12	10.8cc	9.7cc	26.5	28 GPM
1"	-	-	-	-	12	15.9cc	15.3cc	26.5	48 GPM

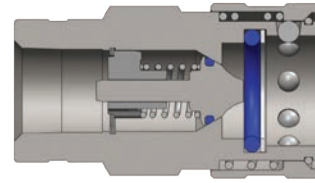

AG Series Profiles



AG-Series Hydraulic Couplings


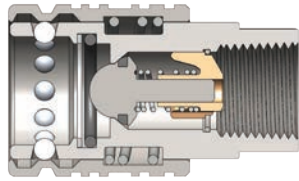


Body Size	AG-Series Agricultural Interchange Ball Valve Coupler (Female Threads)											
	Part Detail			List Price	Length		Maximum OD		Hex Inch	Weight Lb	Package Qty	
	Part Number	Threads	Material		Inch	mm	Inch	mm			Bag	Box
1/4"	2AGF2	1/4" - 18 NPTF	steel	\$23.72	2.11	53.5	1.06	27.0	7/8"	0.24	10	50
3/8"	3AGF3	3/8" - 18 NPTF	steel	24.88	2.40	61.0	1.34	34.0	1-1/16"	0.51	10	50
1/2"	4AGF4	1/2" - 14 NPTF	steel	28.35	2.62	66.5	1.49	37.8	1-1/4"	0.58	5	25
1/2"	4AGBF4	1/2" - 14 BSPP	steel	32.98	2.62	66.5	1.49	37.8	1-1/4"	0.58	5	25
1/2"	4AGOF4	3/4" - 16 ORB	steel	32.98	2.62	66.5	1.49	37.8	1-1/4"	0.64	5	25
1/2"	4AGOF5	7/8" - 14 ORB	steel	34.72	2.62	66.5	1.49	37.8	1-1/4"	0.59	5	25
1/2"	4AGF6	3/4" - 14 NPTF	steel	46.87	2.62	66.5	1.49	37.8	1-1/4"	0.71	5	25
3/4"	6AGF6	3/4" - 14 NPTF	steel	63.65	3.35	85.0	1.89	48.0	1-1/2"	1.00	-	10
1"	8AGF8	1" - 11 1/2 NPTF	steel	85.64	3.80	96.5	2.17	55.0	1-13/16"	1.89	-	10

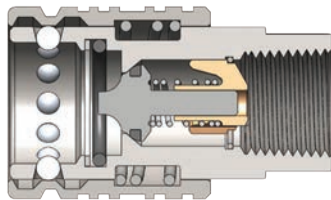


Body Size	AG-Series Agricultural Interchange Poppet Valve Coupler (Female Threads)											
	Part Detail			List Price	Length		Maximum OD		Hex Inch	Weight Lb	Package Qty	
	Part Number	Threads	Material		Inch	mm	Inch	mm			Bag	Box
1/4"	2AGF2-PV	1/4" - 18 NPTF	steel	\$23.72	2.11	53.5	1.06	27.0	7/8"	0.24	10	50
3/8"	3AGF3-PV	3/8" - 18 NPTF	steel	24.88	2.40	61.0	1.34	34.0	1-1/16"	0.51	10	50
1/2"	4AGF4-PV	1/2" - 14 NPTF	steel	26.75	2.62	66.5	1.49	37.8	1-1/4"	0.58	5	25
1/2"	4AGBF4-PV	1/2" - 14 BSPP	steel	31.12	2.62	66.5	1.49	37.8	1-1/4"	0.58	5	25
1/2"	4AGOF4-PV	3/4" - 16 ORB	steel	31.12	2.62	66.5	1.49	37.8	1-1/4"	0.64	5	25
1/2"	4AGOF5-PV	7/8" - 14 ORB	steel	32.75	2.62	66.5	1.49	37.8	1-1/4"	0.59	5	25
1/2"	4AGF6-PV	3/4" - 14 NPTF	steel	44.22	2.62	66.5	1.49	37.8	1-1/4"	0.71	5	25
3/4"	6AGF6-PV	3/4" - 14 NPTF	steel	63.65	3.35	85.0	1.89	48.0	1-1/2"	1.00	-	10
1"	8AGF8-PV	1" - 11 1/2 NPTF	steel	85.64	3.80	96.5	2.17	55.0	1-13/16"	1.89	-	10


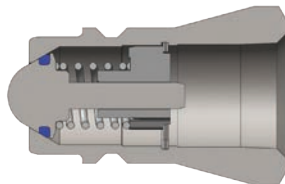
AG-Series Hydraulic Couplings



Body Size	AG-Series Agricultural Push-Pull Ball Valve Coupler (Female Threads)											
	Part Detail			List Price	Length		Maximum OD		Hex Inch	Weight Lb	Package Qty	
	Part Number	Threads	Material		Inch	mm	Inch	mm			Bag	Box
1/2"	4AGF4-PS	1/2" - 14 NPTF	steel	\$40.51	2.50	63.5	1.49	37.8	1-1/16"	0.75	5	25
1/2"	4AGOF4-PS	3/4" - 16 ORB	steel	41.89	2.98	75.8	1.489	37.8	1-1/16"	0.83	5	25
1/2"	4AGOF5-PS	7/8" - 14 ORB	steel	43.34	2.98	75.8	1.489	37.8	1-1/16"	0.75	5	25
1/2"	4AGF6-PS	3/4" - 14 NPTF	steel	43.35	3.06	77.8	1.489	37.8	1-3/16"	0.75	5	25




Body Size	AG-Series Agricultural Push-Pull Poppet Valve Coupler (Female Threads)											
	Part Detail			List Price	Length		Maximum OD		Hex Inch	Weight Lb	Package Qty	
	Part Number	Threads	Material		Inch	mm	Inch	mm			Bag	Box
1/2"	4AGF4-PV-PS	1/2" - 14 NPTF	steel	\$40.51	2.50	63.5	1.49	37.8	1-1/16"	0.75	5	25
1/2"	4AGOF4-PV-PS	3/4" - 16 ORB	steel	41.89	2.98	75.8	1.49	37.8	1-1/16"	0.83	5	25
1/2"	4AGOF5-PV-PS	7/8" - 14 ORB	steel	43.35	2.98	75.8	1.49	37.8	1-1/16"	0.75	5	25
1/2"	4AGF6-PV-PS	3/4" - 14 NPTF	steel	41.66	3.06	77.8	1.49	37.8	1-3/16"	0.75	5	25



Body Size	AG-Series Agricultural Interchange Ball Valve Nipple (Female Threads)											
	Part Detail			List Price	Length		Maximum OD		Hex Inch	Weight Lb	Package Qty	
	Part Number	Threads	Material		Inch	mm	Inch	mm			Bag	Box
1/4"	AG2F2	1/4" - 18 NPTF	steel	\$9.55	1.42	36.0	0.86	21.8	3/4"	0.08	10	50
3/8"	AG3F3	3/8" - 18 NPTF	steel	11.57	1.59	40.5	1.08	27.4	15/16"	0.16	10	50
1/2"	AG4F4	1/2" - 14 NPTF	steel	12.15	1.77	45.0	1.23	31.2	1-1/16"	0.20	5	25
1/2"	AG4BF4	1/2" - 14 BSPP	steel	16.20	1.77	45.0	1.23	31.2	1-1/16"	0.20	5	25
1/2"	AG4OF4	3/4" - 16 ORB	steel	16.20	1.77	45.0	1.23	31.2	1-1/16"	0.25	5	25
1/2"	AG4OF5	7/8" - 14 ORB	steel	17.36	1.77	45.0	1.23	31.2	1-1/16"	0.25	5	25
1/2"	AG4F6	3/4" - 14 NPTF	steel	18.52	1.77	45.0	1.37	34.8	1-3/16"	0.25	5	25
3/4"	AG6F6	3/4" - 14 NPTF	steel	31.25	2.20	56.0	1.58	40.1	1-3/8"	0.50	-	10
1"	AG8F8	1" - 11 1/2 NPTF	steel	46.29	2.48	63.0	1.87	47.5	1-5/8"	0.62	-	10

AG-Series Hydraulic Couplings



Body Size	AG-Series Agricultural Interchange Poppet Valve Nipple (Female Threads)											
	Part Detail			List Price	Length		Maximum OD		Hex Inch	Weight Lb	Package Qty	
	Part Number	Threads	Material		Inch	mm	Inch	mm			Bag	Box
1/4"	AG2F2-PV	1/4" - 18 NPTF	steel	\$9.55	1.42	36.0	0.86	21.8	3/4"	0.08	10	50
3/8"	AG3F3-PV	3/8" - 18 NPTF	steel	11.57	1.59	40.5	1.08	27.4	15/16"	0.16	10	50
1/2"	AG4F4-PV	1/2" - 14 NPTF	steel	12.15	1.77	45.0	1.23	31.2	1-1/16"	0.20	5	25
1/2"	AG4BF4-PV	1/2"-14 BSPP	steel	16.20	1.77	45.0	1.23	31.2	1-1/16"	0.20	5	25
1/2"	AG4OF4-PV	3/4" - 16 ORB	steel	16.20	1.77	45.0	1.23	31.2	1-1/16"	0.25	5	25
1/2"	AG4OF5-PV	7/8" - 14 ORB	steel	17.36	1.77	45.0	1.23	31.2	1-1/16"	0.25	5	25
1/2"	AG4F6-PV	3/4" - 14 NPTF	steel	18.52	1.77	45.0	1.37	34.8	1-3/16"	0.25	5	25
3/4"	AG6F6-PV	3/4" - 14 NPTF	steel	31.25	2.20	56.0	1.58	40.1	1-3/8"	0.50	-	10
1"	AG8F8-PV	1" - 11 1/2 NPTF	steel	46.29	2.48	63.0	1.87	47.5	1-5/8"	0.62	-	10



Body Size	AG-Series Agricultural Interchange Coupler Dust Plug						
	Part Detail			List Price	Weight Lb	Package Qty	
	Part Number	Lanyard	Body			Bag	Box
1/4"	2AGDP	Elastomer	Elastomer	\$4.22	0.02	10	50
3/8"	3AGDP	Elastomer	Elastomer	6.08	0.04	10	50
1/2"	For 1/2" Please refer to the color coded K-Series Dust Plugs on pg. 78						
3/4"	6AGDP	Elastomer	Elastomer	9.17	0.07	5	25
1"	8AGDP	Elastomer	Elastomer	10.56	0.10	5	25



Body Size	AG-Series Agricultural Interchange Nipple Dust Cap						
	Part Detail			List Price	Weight Lb	Package Qty	
	Part Number	Lanyard	Body			Bag	Box
1/4"	AG2DC	Elastomer	Elastomer	\$4.43	0.02	10	50
3/8"	AG3DC	Elastomer	Elastomer	5.10	0.04	10	50
1/2"	For 1/2" Please refer to the color coded K-Series Dust Caps on pg. 78						
3/4"	AG6DC	Elastomer	Elastomer	12.77	0.07	5	25
1"	AG8DC	Elastomer	Elastomer	14.63	0.10	5	25

V-Series Hydraulic Couplings

Interchange Data:

- Interchangeable to MIL-C-51234
- Snap-Tite H/IH and Faster TNV/TNL

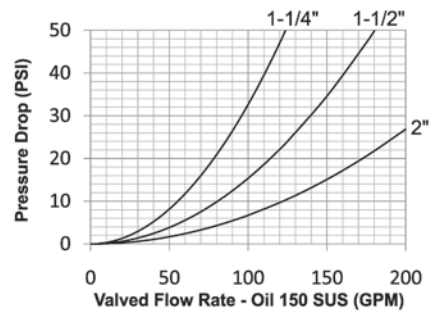
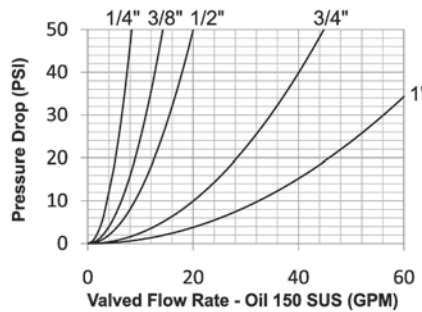
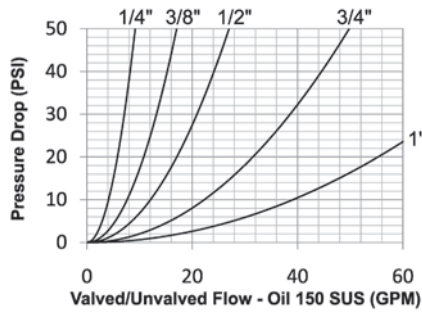
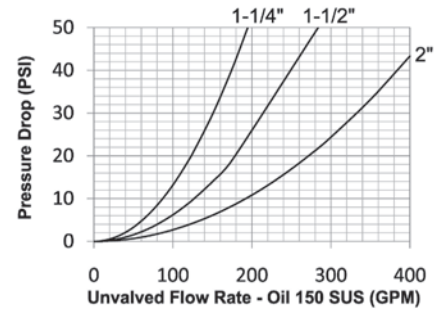
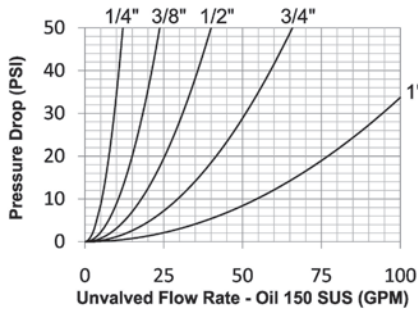
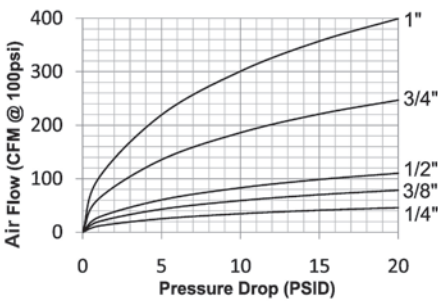
Materials:

- Machined components are manufactured using solid steel, brass, or 316 stainless steel bar stock.
- Stainless steel balls, retaining rings, and springs maximize corrosion resistance and extend service life.
- Steel componentry is plated using ROHS Compliant Trivalent Chrome.
- Steel coupler sleeves are hardened to resist deformation and maximize service life.
- Steel nipples are machined from high-strength steel and induction hardened.
- Tubular 'TV' valves are constructed from steel bar stock and are designed for optimum performance in pneumatic applications.

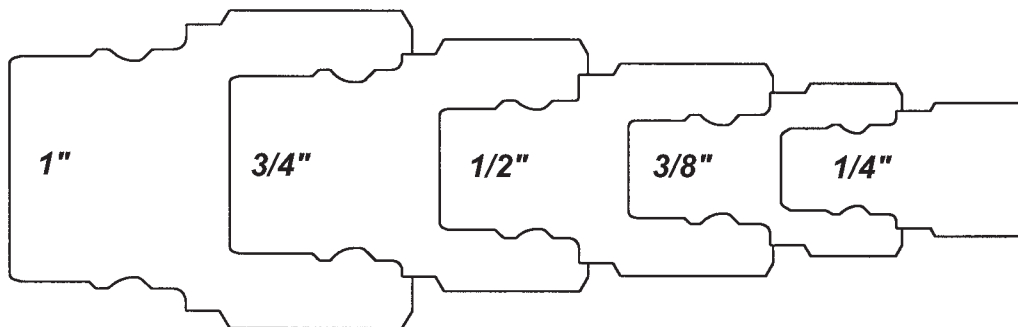
Seal Components:

- Nitrile (Buna-N) seals are standard, providing a temperature range of -40°F to +250°F (-40°C to +121°C).
- All couplers incorporate a PTFE anti-extrusion ring to protect the seal components from dynamic impulse damage.
- 1/4" to 1" valve seals are crimped in place to maintain integrity during excessive flow conditions and pressurized connection.
- 1 1/4" to 2" valve O-rings are retained by a unique seal-groove profile and are field replaceable.

Note: Air flow data is presented using a coupler with a 'TV' valve and unvalved nipple. This configuration provides the optimal performance for pneumatic applications.



V Series Profiles



V-Series Hydraulic Couplings

Rated Pressure Chart:

Body Size	V-Series Snap-Tite H/IH Interchange (Valved Connected)											
	Steel Coupler/Plug				Brass Coupler/Plug				316 Stainless Coupler/Plug			
	Maximum Working		Burst		Maximum Working		Burst		Maximum Working		Burst	
	PSI	Bar	PSI	Bar	PSI	Bar	PSI	Bar	PSI	Bar	PSI	Bar
1/4"	6,500	450	12,700	876	2,250	150	5,000	345	5,000	345	10,000	700
3/8"	4,500	310	10,500	700	2,250	150	5,300	350	4,000	275	8,000	550
1/2"	4,000	275	9,600	650	2,000	130	5,700	390	3,750	260	7,500	500
3/4"	3,500	240	9,100	600	2,000	130	5,300	350	2,000	130	7,500	500
1"	2,000	130	9,500	650	1,750	120	5,000	345	2,000	130	5,000	345
1-1/4"	1,750	120	5,000	345	350	24	1,000	70	1,500	100	3,000	200
1-1/2"	1,500	100	5,000	345	350	24	1,200	80	1,500	100	3,000	200
2"	1,500	100	4,000	275	400	28	1,000	70	500	34	1,000	70

Body Size	V-Series Snap-Tite H/IH Interchange (Unvalved Connected)											
	Steel Coupler/Plug				Brass Coupler/Plug				316 SS Coupler/Plug			
	Maximum Working		Burst		Maximum Working		Burst		Maximum Working		Burst	
	PSI	Bar	PSI	Bar	PSI	Bar	PSI	Bar	PSI	Bar	PSI	Bar
1/4"	11,000	760	29,500	2,000	4,000	275	14,200	980	10,000	670	29,200	2,000
3/8"	11,000	760	29,900	2,000	4,000	275	14,500	1,000	8,000	550	27,900	1,900
1/2"	11,000	760	29,300	2,000	4,000	275	14,500	1,000	8,000	550	24,600	1,700
3/4"	9,000	620	19,300	1,300	3,500	250	11,100	750	7,000	480	22,600	1,500
1"	6,000	400	15,900	1,100	3,000	200	8,200	560	4,000	275	15,500	1,000
1-1/4"	5,000	345	10,000	700	1,000	70	4,000	275	3,000	200	10,000	700
1-1/2"	5,000	345	10,000	700	1,000	70	4,000	275	3,000	200	10,000	700
2"	4,000	275	8,000	550	750	50	2,800	190	1,000	70	6,000	400

Technical Specifications:

Body Size	Interchange Standards			Functional Parameters				
	U.S. Military	International Standards	ANSI/NFPA Standards	Locking Ball Quantity	Air Inclusion	Fluid Loss	Vacuum Inch HG	Flow $\Delta P = 22$ PSI
1/4"	MIL-C-51234	-	-	6	2.0cc	0.2cc	26.7	5.5 GPM
3/8"	MIL-C-51234	-	-	6	3.5cc	3.2cc	26.7	9.5 GPM
1/2"	MIL-C-51234	-	-	9	4.0cc	4.0cc	26.7	13 GPM
3/4"	MIL-C-51234	-	-	9	14.0cc	14.0cc	26.7	30 GPM
1"	MIL-C-51234	-	-	12	21.0cc	20.0cc	26.7	48 GPM
1-1/4"	MIL-C-51234	-	-	12	45.0cc	45.0cc	N/R	82 GPM
1-1/2"	MIL-C-51234	-	-	12	80.0cc	80.0cc	N/R	120 GPM
2"	MIL-C-51234	-	-	12	150.0cc	150.0cc	N/R	185 GPM

Note: Minimum burst pressure ratings were established under laboratory conditions using a Static Burst Unit (SBU). For high impulse applications and to meet Det Norske Veritas (DNV) compliance, the operating pressure must be divided by two (2) to ensure a 4:1 safety factor during system operation.

V-Series Hydraulic Couplings

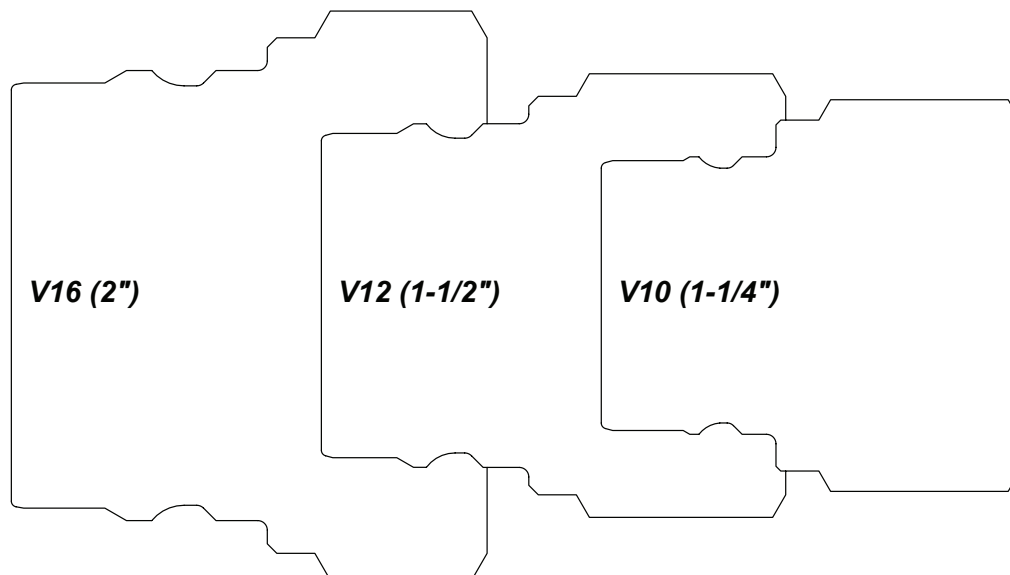
List Price Seal Option Adders:

Body Size	Standard Seal Options												Kalrez® Seal Options							
	FKM		EPDM		Steam-EP		FDA FKM		Mil-Nitrile		Fuel Nitrile		Silicone		4079		6375		7075	
	Pre	Add \$	Pre	Add \$	Pre	Add \$	Pre	Add \$	Pre	Add \$	Pre	Add \$	Pre	Add \$	Pre	Add \$	Pre	Add \$	Pre	Add \$
1/4"	F-	\$0.00	P-	\$3.82	PS-	\$3.82	D-	\$3.82	M-	\$3.74	JF-	\$4.05	S-	\$3.82	K4-	POR	K6-	POR	K7-	POR
3/8"	F-	.00	P-	5.29	PS-	5.29	D-	5.29	M-	5.17	JF-	5.56	S-	5.29	K4-	POR	K6-	POR	K7-	POR
1/2"	F-	.00	P-	5.74	PS-	5.74	D-	4.93	M-	4.48	JF-	4.93	S-	4.93	K4-	POR	K6-	POR	K7-	POR
3/4"	F-	.00	P-	6.29	PS-	6.29	D-	5.67	M-	5.52	JF-	5.67	S-	5.67	K4-	POR	K6-	POR	K7-	POR
1"	F-	.00	P-	6.76	PS-	6.76	D-	6.47	M-	6.34	JF-	6.47	S-	6.47	K4-	POR	K6-	POR	K7-	POR
1-1/4"	F-	.00	P-	11.03	PS-	11.03	D-	10.06	M-	9.84	JF-	10.06	S-	10.06	K4-	POR	K6-	POR	K7-	POR
1-1/2"	F-	.00	P-	11.03	PS-	11.03	D-	10.06	M-	9.84	JF-	10.06	S-	10.06	K4-	POR	K6-	POR	K7-	POR
2"	F-	.00	P-	12.91	PS-	12.91	D-	11.46	M-	10.15	JF-	11.46	S-	11.46	K4-	POR	K6-	POR	K7-	POR



List Price Option Adders:

Body Size	Valve Options									Sleeve Options						Treatments			
	Unvalved		Tubular		Steel		Brass		316 SS		Sleeve-Lock		Flanged		Sil-Flange		Oxy-Clean		
	Suf	Add \$	Suf	Add \$	Suf	Add \$	Suf	Add \$	Suf	Add \$	Suf	Add \$	Suf	Add \$	Suf	Add \$	Suf	Add \$	Suf
1/4"	-E	-	-TV	\$2.40	-ZV	\$0.00	-BV	\$0.00	SSV	\$2.60	-LS	\$4.20	-FS	N/A	FSB	N/A	-C1	\$12.00	
3/8"	-E	-	-TV	2.40	-ZV	.00	-BV	.00	SSV	2.70	-LS	4.90	-FS	N/A	FSB	N/A	-C1	12.00	
1/2"	-E	-	-TV	2.40	-ZV	.00	-BV	.00	SSV	4.80	-LS	5.50	-FS	N/A	FSB	N/A	-C1	14.00	
3/4"	-E	-	-TV	2.40	-ZV	.00	-BV	.00	SSV	6.00	-LS	6.60	-FS	N/A	FSB	N/A	-C1	14.00	
1"	-E	-	-TV	2.40	-ZV	.00	-BV	.00	SSV	8.80	-LS	10.00	-FS	N/A	FSB	N/A	-C1	16.00	
1-1/4"	-E	-	-TV	N/A	-ZV	.00	-BV	.00	SSV	32.55	-LS	19.00	-FS	N/A	FSB	N/A	-C1	20.00	
1-1/2"	-E	-	-TV	N/A	-ZV	.00	-BV	.00	SSV	38.20	-LS	26.50	-FS	N/A	FSB	N/A	-C1	20.00	
2"	-E	-	-TV	N/A	-ZV	.00	-BV	.00	SSV	46.90	-LS	26.50	-FS	N/A	FSB	N/A	-C1	20.00	

Large V Series Profiles





V-Series Hydraulic Couplings



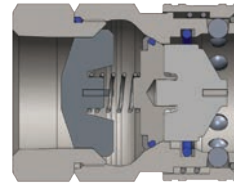
Body Size	V-Series Snap-Tite H/IH Interchange Valved Coupler (Female Threads)											
	Part Detail			List Price	Length		Maximum OD		Hex Inch	Weight Lb	Package Qty	
	Part Number	Threads	Material		Inch	mm	Inch	mm			Bag	Box
1/4"	2VF1	1/8" - 27 NPTF	steel	\$24.85	1.68	42.7	0.99	25.1	7/8"	0.22	5	50
1/4"	2VF2	1/4" - 18 NPTF	steel	23.68	1.68	42.7	0.99	25.1	7/8"	0.20	5	50
1/4"	2VF2-B	1/4" - 18 NPTF	brass	29.66	1.68	42.7	0.99	25.1	7/8"	0.20	5	50
1/4"	2VF2-SS	1/4" - 18 NPTF	316 stainless	99.35	1.68	42.7	0.99	25.1	7/8"	0.20	5	50
1/4"	2VBF2	1/4" - 19 BSPP	steel	23.68	1.81	46.0	0.99	25.1	7/8"	0.20	5	50
1/4"	2VBF2-B	1/4" - 19 BSPP	brass	29.66	1.81	46.0	0.99	25.1	7/8"	0.20	5	50
1/4"	2VBF2-SS	1/4" - 19 BSPP	316 stainless	99.35	1.81	46.0	0.99	25.1	7/8"	0.20	5	50
1/4"	2VOF2	7/16" - 20 ORB	steel	24.67	1.81	46.0	0.99	25.1	7/8"	0.23	5	50
3/8"	3VF3	3/8" - 18 NPTF	steel	32.30	1.94	49.3	1.18	30.0	1"	0.37	5	50
3/8"	3VF3-B	3/8" - 18 NPTF	brass	38.56	1.94	49.3	1.18	30.0	1"	0.37	5	50
3/8"	3VF3-SS	3/8" - 18 NPTF	316 stainless	142.66	1.94	49.3	1.18	30.0	1"	0.38	5	50
3/8"	3VBF3	3/8" - 19 BSPP	steel	32.30	2.01	51.1	1.18	30.0	1"	0.37	5	50
3/8"	3VBF3-B	3/8" - 19 BSPP	brass	38.57	2.01	51.1	1.18	30.0	1"	0.37	5	50
3/8"	3VBF3-SS	3/8" - 19 BSPP	316 stainless	142.66	2.01	51.1	1.18	30.0	1"	0.38	5	50
3/8"	3VOF3	9/16" - 18 ORB	steel	34.92	2.01	51.1	1.18	30.0	1"	0.40	5	50
3/8"	3VF4	1/2" - 14 NPTF	steel	41.50	2.01	51.1	1.18	30.0	1"	0.49	5	50
1/2"	4VF4	1/2" - 14 NPTF	steel	39.26	2.13	54.1	1.36	34.5	1-3/16"	0.49	5	25
1/2"	4VF4-B	1/2" - 14 NPTF	brass	56.49	2.13	54.1	1.36	34.5	1-3/16"	0.49	5	25
1/2"	4VF4-SS	1/2" - 14 NPTF	316 stainless	196.59	2.13	54.1	1.36	34.5	1-3/16"	0.52	5	25
1/2"	4VBF4	1/2" - 14 BSPP	steel	39.26	2.13	54.1	1.36	34.5	1-3/16"	0.49	5	25
1/2"	4VBF4-B	1/2" - 14 BSPP	brass	56.50	2.13	54.1	1.36	34.5	1-3/16"	0.49	5	25
1/2"	4VBF4-SS	1/2" - 14 BSPP	316 stainless	196.59	2.13	54.1	1.36	34.5	1-3/16"	0.52	5	25
1/2"	4VOF4	3/4" - 16 ORB	steel	42.24	2.13	54.1	1.36	34.5	1-3/16"	0.54	5	25
1/2"	4VF6	3/4" - 14 NPTF	steel	47.00	2.13	54.1	1.36	34.5	1-3/16"	0.58	5	25
3/4"	6VF6	3/4" - 14 NPTF	steel	60.76	2.47	62.7	1.67	42.4	1-1/2"	0.88	5	20
3/4"	6VF6-B	3/4" - 14 NPTF	brass	87.70	2.47	62.7	1.67	42.4	1-1/2"	0.88	5	20
3/4"	6VF6-SS	3/4" - 14 NPTF	316 stainless	281.45	2.47	62.7	1.67	42.4	1-1/2"	0.94	5	20
3/4"	6VBF6	3/4" - 14 BSPP	steel	60.76	2.96	75.2	1.67	42.4	1-1/2"	0.88	5	20
3/4"	6VBF6-B	3/4" - 14 BSPP	brass	87.70	2.96	75.2	1.67	42.4	1-1/2"	0.88	5	20
3/4"	6VBF6-SS	3/4" - 14 BSPP	316 stainless	281.45	2.96	75.2	1.67	42.4	1-1/2"	0.94	5	20
3/4"	6VOF6	1-1/16" - 12 ORB	steel	70.88	2.96	75.2	1.67	42.4	1-1/2"	0.99	5	20
1"	8VF8	1" - 11 1/2 NPTF	steel	94.40	2.70	68.6	2.06	52.3	1-7/8"	1.33	-	10
1"	8VF8-B	1" - 11 1/2 NPTF	brass	136.88	2.70	68.6	2.06	52.3	1-7/8"	1.33	-	10
1"	8VF8-SS	1" - 11 1/2 NPTF	316 stainless	433.78	2.70	68.6	2.06	52.3	1-7/8"	1.33	-	10
1"	8VBF8	1" - 11 BSPP	steel	94.29	2.97	75.4	2.06	52.3	1-7/8"	1.33	-	10
1"	8VBF8-B	1" - 11 BSPP	brass	136.88	2.97	75.4	2.06	52.3	1-7/8"	1.33	-	10
1"	8VBF8-SS	1" - 11 BSPP	316 stainless	433.78	2.97	75.4	2.06	52.3	1-7/8"	1.33	-	10
1"	8VOF8	1-5/16" - 12 ORB	steel	111.77	2.97	75.4	2.06	52.3	1-7/8"	1.42	-	10

V-Series Hydraulic Couplings





Body Size	V-Series Snap-Tite H/IH Interchange Valved Nipple (Female Threads)											
	Part Detail			List Price	Length		Maximum OD		Hex Inch	Weight Lb	Package Qty	
	Part Number	Threads	Material		Inch	mm	Inch	mm			Bag	Box
1/4"	V2F1	1/8" - 27 NPTF	steel	\$17.55	1.62	41.1	0.97	24.6	7/8"	0.17	5	50
1/4"	V2F2	1/4" - 18 NPTF	steel	16.23	1.62	41.1	0.97	24.6	7/8"	0.14	5	50
1/4"	V2F2-B	1/4" - 18 NPTF	brass	21.14	1.62	41.1	0.97	24.6	7/8"	0.14	5	50
1/4"	V2F2-SS	1/4" - 18 NPTF	316 stainless	69.30	1.62	41.1	0.97	24.6	7/8"	0.15	5	50
1/4"	V2BF2	1/4" - 19 BSPP	steel	16.23	1.75	44.5	0.97	24.6	7/8"	0.14	5	50
1/4"	V2BF2-B	1/4" - 19 BSPP	brass	21.14	1.75	44.5	0.97	24.6	7/8"	0.14	5	50
1/4"	V2BF2-SS	1/4" - 19 BSPP	316 stainless	69.30	1.75	44.5	0.97	24.6	7/8"	0.14	5	50
1/4"	V2OF2	7/16" - 20 ORB	steel	18.23	1.75	44.5	0.97	24.6	7/8"	0.16	5	50
3/8"	V3F3	3/8" - 18 NPTF	steel	20.24	1.87	47.5	1.10	27.9	1"	0.23	5	50
3/8"	V3F3-B	3/8" - 18 NPTF	brass	29.66	1.87	47.5	1.10	27.9	1"	0.23	5	50
3/8"	V3F3-SS	3/8" - 18 NPTF	316 stainless	101.84	1.87	47.5	1.10	27.9	1"	0.23	5	50
3/8"	V3BF3	3/8" - 19 BSPP	steel	20.23	1.94	49.3	1.10	27.9	1"	0.23	5	50
3/8"	V3BF3-B	3/8" - 19 BSPP	brass	29.66	1.94	49.3	1.10	27.9	1"	0.23	5	50
3/8"	V3BF3-SS	3/8" - 19 BSPP	316 stainless	101.84	1.94	49.3	1.10	27.9	1"	0.23	5	50
3/8"	V3OF3	9/16" - 18 ORB	steel	22.84	1.94	49.3	1.10	27.9	1"	0.25	5	50
3/8"	V3F4	1/2" - 14 NPTF	steel	28.71	1.94	49.3	1.10	27.9	1"	0.27	5	50
1/2"	V4F4	1/2" - 14 NPTF	steel	24.18	1.99	50.5	1.31	33.3	1-3/16"	0.30	5	25
1/2"	V4F4-B	1/2" - 14 NPTF	brass	39.44	1.99	50.5	1.31	33.3	1-3/16"	0.30	5	25
1/2"	V4F4-SS	1/2" - 14 NPTF	316 stainless	140.03	1.99	50.5	1.31	33.3	1-3/16"	0.30	5	25
1/2"	V4BF4	1/2" - 14 BSPP	steel	24.19	1.99	50.5	1.31	33.3	1-3/16"	0.30	5	25
1/2"	V4BF4-B	1/2" - 14 BSPP	brass	39.44	1.99	50.5	1.31	33.3	1-3/16"	0.30	5	25
1/2"	V4BF4-SS	1/2" - 14 BSPP	316 stainless	140.03	1.99	50.5	1.31	33.3	1-3/16"	0.30	5	25
1/2"	V4OF4	3/4" - 16 ORB	steel	27.16	1.99	50.5	1.31	33.3	1-3/16"	0.33	5	25
1/2"	V4F6	3/4" - 14 NPTF	steel	40.19	1.99	50.5	1.31	33.3	1-3/16"	0.38	5	25
3/4"	V6F6	3/4" - 14 NPTF	steel	36.27	2.31	58.7	1.65	41.9	1-1/2"	0.60	5	20
3/4"	V6F6-B	3/4" - 14 NPTF	brass	51.01	2.31	58.7	1.65	41.9	1-1/2"	0.60	5	20
3/4"	V6F6-SS	3/4" - 14 NPTF	316 stainless	192.84	2.31	58.7	1.65	41.9	1-1/2"	0.59	5	20
3/4"	V6BF6	3/4" - 14 BSPP	steel	36.27	2.80	71.1	1.65	41.9	1-1/2"	0.60	5	20
3/4"	V6BF6-B	3/4" - 14 BSPP	brass	51.01	2.80	71.1	1.65	41.9	1-1/2"	0.60	5	20
3/4"	V6BF6-SS	3/4" - 14 BSPP	316 stainless	192.84	2.80	71.1	1.65	41.9	1-1/2"	0.61	5	20
3/4"	V6OF6	1-1/16" - 12 ORB	steel	46.36	2.80	71.1	1.65	41.9	1-1/2"	0.66	5	20
1"	V8F8	1" - 11 1/2 NPTF	steel	57.96	2.60	66.0	2.06	52.3	1-7/8"	0.93	-	10
1"	V8F8-B	1" - 11 1/2 NPTF	brass	98.51	2.60	66.0	2.06	52.3	1-7/8"	0.93	-	10
1"	V8F8-SS	1" - 11 1/2 NPTF	316 stainless	314.65	2.60	66.0	2.06	52.3	1-7/8"	0.94	-	10
1"	V8BF8	1" - 11 BSPP	steel	57.96	2.87	72.9	2.06	52.3	1-7/8"	0.93	-	10
1"	V8BF8-B	1" - 11 BSPP	brass	98.50	2.87	72.9	2.06	52.3	1-7/8"	0.94	-	10
1"	V8BF8-SS	1" - 11 BSPP	316 stainless	314.65	2.87	72.9	2.06	52.3	1-7/8"	0.93	-	10
1"	V8OF8	1-5/16" - 12 ORB	steel	68.61	2.857	72.6	2.06	52.3	1-7/8"	0.98	-	10

V-Series Hydraulic Couplings





Body Size	V-Series Snap-Tite H/IH Interchange Valved Coupler (Female Threads)											
	Part Detail			List Price	Length		Maximum OD		Hex Inch	Weight Lb	Package Qty	
	Part Number	Threads	Material		Inch	mm	Inch	mm			Bag	Box
1-1/4"	10VF10	1-1/4" - 11 1/2 NPTF	steel	\$223.70	3.54	89.9	2.19	55.6	2"	1.94	-	10
1-1/4"	10VF10-B	1-1/4" - 11 1/2 NPTF	brass	281.35	3.54	89.9	2.19	55.6	2"	1.94	-	10
1-1/4"	10VF10-SS	1-1/4" - 11 1/2 NPTF	316 stainless	716.98	3.54	89.9	2.19	55.6	2"	1.95	-	10
1-1/4"	10VBF10	1-1/4" - 11 BSPP	steel	223.70	3.54	89.9	2.19	55.6	2"	1.94	-	10
1-1/4"	10VBF10-B	1-1/4" - 11 BSPP	brass	281.35	3.54	89.9	2.19	55.6	2"	1.94	-	10
1-1/4"	10VBF10-SS	1-1/4" - 11 BSPP	316 stainless	758.91	3.54	89.9	2.19	55.6	2"	1.95	-	10
1-1/4"	10VOF10	1-5/8" - 12 ORB	steel	260.01	3.54	89.9	2.19	55.6	2"	1.92	-	10
1-1/2"	12VF12	1-1/2" - 11 1/2 NPTF	steel	309.33	3.27	83.1	2.74	69.6	2-1/2"	2.95	-	5
1-1/2"	12VF12-B	1-1/2" - 11 1/2 NPTF	brass	390.59	3.27	83.1	2.74	69.6	2-1/2"	2.95	-	5
1-1/2"	12VF12-SS	1-1/2" - 11 1/2 NPTF	316 stainless	973.61	3.27	83.1	2.74	69.6	2-1/2"	2.94	-	5
1-1/2"	12VBF12	1-1/2" - 11 BSPP	steel	309.33	3.27	83.1	2.74	69.6	2-1/2"	2.95	-	5
1-1/2"	12VBF12-B	1-1/2" - 11 BSPP	brass	390.59	3.27	83.1	2.74	69.6	2-1/2"	2.95	-	5
1-1/2"	12VBF12-SS	1-1/2" - 11 BSPP	316 stainless	1030.60	3.27	83.1	2.74	69.6	2-1/2"	2.95	-	5
1-1/2"	12VOF12	1-7/8" - 12 ORB	steel	366.36	3.27	83.1	2.74	69.6	2-1/2"	3.01	-	5
2"	16VF16	2" - 11 1/2 NPTF	steel	588.23	3.92	99.6	3.83	97.3	3-1/2"	6.19	-	5
2"	16VF16-B	2" - 11 1/2 NPTF	brass	827.72	3.92	99.6	3.83	97.3	3-1/2"	6.19	-	5
2"	16VF16-SS	2" - 11 1/2 NPTF	316 stainless	1745.56	3.92	99.6	3.83	97.3	3-1/2"	6.20	-	5
2"	16VBF16	2" - 11 BSPP	steel	644.42	3.92	99.6	3.83	97.3	3-1/2"	6.19	-	5
2"	16VBF16-B	2" - 11 BSPP	brass	827.72	3.92	99.6	3.83	97.3	3-1/2"	6.19	-	5
2"	16VBF16-SS	2" - 11 BSPP	316 stainless	1847.68	3.92	99.6	3.83	97.3	3-1/2"	6.19	-	5

V-Series Hydraulic Couplings





Body Size	V-Series Snap-Tite H/IH Interchange Valved Nipple (Female Threads)											
	Part Detail			List Price	Length		Maximum OD		Hex Inch	Weight Lb	Package Qty	
	Part Number	Threads	Material		Inch	mm	Inch	mm			Bag	Box
1-1/4"	V10F10	1-1/4" - 11 1/2 NPTF	steel	\$181.66	3.41	86.6	2.19	55.6	2"	0.52	-	10
1-1/4"	V10F10-B	1-1/4" - 11 1/2 NPTF	brass	198.93	3.41	86.6	2.19	55.6	2"	0.52	-	10
1-1/4"	V10F10-SS	1-1/4" - 11 1/2 NPTF	316 stainless	522.53	3.41	86.6	2.19	55.6	2"	0.50	-	10
1-1/4"	V10BF10	1-1/4" - 11 BSPP	steel	181.66	3.41	86.6	2.19	55.6	2"	0.52	-	10
1-1/4"	V10BF10-B	1-1/4" - 11 BSPP	brass	189.46	3.41	86.6	2.19	55.6	2"	0.52	-	10
1-1/4"	V10BF10-SS	1-1/4" - 11 BSPP	316 stainless	522.54	3.41	86.6	2.19	55.6	2"	0.51	-	10
1-1/4"	V10OF10	1-5/8" - 12 ORB	steel	203.87	3.41	86.6	2.19	55.6	2"	0.59	-	10
1-1/2"	V12F12	1-1/2" - 11 1/2 NPTF	steel	223.08	3.11	79.0	2.74	69.6	2-1/2"	2.13	-	5
1-1/2"	V12F12-B	1-1/2" - 11 1/2 NPTF	brass	263.74	3.11	79.0	2.74	69.6	2-1/2"	2.13	-	5
1-1/2"	V12F12-SS	1-1/2" - 11 1/2 NPTF	316 stainless	728.64	3.11	79.0	2.74	69.6	2-1/2"	2.12	-	5
1-1/2"	V12BF12	1-1/2" - 11 BSPP	steel	223.08	3.11	79.0	2.74	69.6	2-1/2"	2.13	-	5
1-1/2"	V12BF12-B	1-1/2" - 11 BSPP	brass	263.74	3.11	79.0	2.74	69.6	2-1/2"	2.14	-	5
1-1/2"	V12BF12-SS	1-1/2" - 11 BSPP	316 stainless	728.64	3.11	79.0	2.74	69.6	2-1/2"	2.14	-	5
1-1/2"	V12OF12	1-7/8" - 12 ORB	steel	260.29	3.11	79.0	2.74	69.6	2-1/2"	2.21	-	5
2"	V16F16	2" - 11 1/2 NPTF	steel	425.27	3.72	94.5	3.83	97.3	3-1/2"	4.75	-	5
2"	V16F16-B	2" - 11 1/2 NPTF	brass	559.80	3.72	94.5	3.83	97.3	3-1/2"	4.75	-	5
2"	V16F16-SS	2" - 11 1/2 NPTF	316 stainless	1350.84	3.72	94.5	3.83	97.3	3-1/2"	4.76	-	5
2"	V16BF16	2" - 11 BSPP	steel	465.92	3.72	94.5	3.83	97.3	3-1/2"	4.75	-	5
2"	V16BF16-B	2" - 11 BSPP	brass	559.80	3.72	94.5	3.83	97.3	3-1/2"	4.75	-	5
2"	V16BF16-SS	2" - 11 BSPP	316 stainless	1429.89	3.72	94.5	3.83	97.3	3-1/2"	4.73	-	5

V-Series Hydraulic Couplings





Body Size	V-Series Snap-Tite H/IH Interchange Valved Coupler (Male Threads)											
	Part Detail			List Price	Length		Maximum OD		Hex Inch	Weight Lb	Package Qty	
	Part Number	Threads	Material		Inch	mm	Inch	mm			Bag	Box
1/4"	2VM1	1/8" - 27 NPTF	steel	\$26.85	2.12	53.8	0.99	25.1	7/8"	0.21	5	50
1/4"	2VM2	1/4" - 18 NPTF	steel	25.00	2.12	53.8	0.99	25.1	7/8"	0.23	5	50
1/4"	2VM2-B	1/4" - 18 NPTF	brass	30.41	2.12	53.8	0.99	25.1	7/8"	0.22	5	50
1/4"	2VM2-SS	1/4" - 18 NPTF	316 stainless	112.78	2.12	53.8	0.99	25.1	7/8"	0.23	5	50
3/8"	3VM3	3/8" - 18 NPTF	steel	36.27	2.32	58.9	1.18	30.0	1"	0.24	5	50
3/8"	3VM3-B	3/8" - 18 NPTF	brass	39.43	2.32	58.9	1.18	30.0	1"	0.24	5	50
3/8"	3VM3-SS	3/8" - 18 NPTF	316 stainless	153.77	2.32	58.9	1.18	30.0	1"	0.26	5	50
1/2"	4VM4	1/2" - 14 NPTF	steel	41.25	2.54	64.5	1.36	34.5	1-3/16"	0.48	5	25
1/2"	4VM4-B	1/2" - 14 NPTF	brass	57.57	2.54	64.5	1.36	34.5	1-3/16"	0.47	5	25
1/2"	4VM4-SS	1/2" - 14 NPTF	316 stainless	229.11	2.54	64.5	1.36	34.5	1-3/16"	0.47	5	25
3/4"	6VM6	3/4" - 14 NPTF	steel	63.10	3.07	78.0	1.67	42.4	1-1/2"	0.92	5	20
3/4"	6VM6-B	3/4" - 14 NPTF	brass	87.70	3.07	78.0	1.67	42.4	1-1/2"	0.91	5	20
3/4"	6VM6-SS	3/4" - 14 NPTF	316 stainless	353.37	3.07	78.0	1.67	42.4	1-1/2"	0.91	5	20
1"	8VM8	1" - 11 1/2 NPTF	steel	106.13	3.32	84.3	2.06	52.3	1-7/8"	1.35	-	10
1"	8VM8-B	1" - 11 1/2 NPTF	brass	167.91	3.32	84.3	2.06	52.3	1-7/8"	1.32	-	10
1"	8VM8-SS	1" - 11 1/2 NPTF	316 stainless	467.75	3.32	84.3	2.06	52.3	1-7/8"	1.38	-	10
1-1/4"	10VM10	1-1/4" - 11 1/2 NPTF	steel	250.42	3.59	91.2	2.19	55.6	2"	1.84	-	10
1-1/4"	10VM10-B	1-1/4" - 11 1/2 NPTF	brass	350.50	3.59	91.2	2.19	55.6	2"	1.78	-	10
1-1/4"	10VM10-SS	1-1/4" - 11 1/2 NPTF	316 stainless	797.68	3.59	91.2	2.19	55.6	2"	1.79	-	10
1-1/2"	12VM12	1-1/2" - 11 1/2 NPTF	steel	354.06	4.01	101.9	2.74	69.6	2-1/2"	2.98	-	5
1-1/2"	12VM12-B	1-1/2" - 11 1/2 NPTF	brass	494.28	4.01	101.9	2.74	69.6	2-1/2"	2.95	-	5
1-1/2"	12VM12-SS	1-1/2" - 11 1/2 NPTF	316 stainless	1185.19	4.01	101.9	2.74	69.6	2-1/2"	2.95	-	5
2"	16VM16	2" - 11 1/2 NPTF	steel	655.65	4.54	115.3	3.83	97.3	3-1/2"	6.01	-	5
2"	16VM16-B	2" - 11 1/2 NPTF	brass	872.78	4.54	115.3	3.83	97.3	3-1/2"	6.00	-	5
2"	16VM16-SS	2" - 11 1/2 NPTF	316 stainless	1847.68	4.54	115.3	3.83	97.3	3-1/2"	6.09	-	5

V-Series Hydraulic Couplings





Body Size	V-Series Snap-Tite H/IH Interchange Valved Nipple (Male Threads)											
	Part Detail			List Price	Length		Maximum OD		Hex Inch	Weight Lb	Package Qty	
	Part Number	Threads	Material		Inch	mm	Inch	mm			Bag	Box
1/4"	V2M1	1/8" - 27 NPTF	steel	\$19.51	2.06	52.3	0.97	24.6	7/8"	0.15	5	50
1/4"	V2M2	1/4" - 18 NPTF	steel	17.55	2.06	52.3	0.97	24.6	7/8"	0.16	5	50
1/4"	V2M2-B	1/4" - 18 NPTF	brass	22.30	2.06	52.3	0.97	24.6	7/8"	0.16	5	50
1/4"	V2M2-SS	1/4" - 18 NPTF	316 stainless	82.70	2.06	52.3	0.97	24.6	7/8"	0.16	5	50
3/8"	V3M3	3/8" - 18 NPTF	steel	21.87	2.25	57.2	1.10	27.9	1"	0.21	5	50
3/8"	V3M3-B	3/8" - 18 NPTF	brass	30.95	2.25	57.2	1.10	27.9	1"	0.21	5	50
3/8"	V3M3-SS	3/8" - 18 NPTF	316 stainless	112.94	2.25	57.2	1.10	27.9	1"	0.21	5	50
1/2"	V4M4	1/2" - 14 NPTF	steel	26.17	2.40	61.0	1.31	33.3	1-3/16"	0.31	5	25
1/2"	V4M4-B	1/2" - 14 NPTF	brass	41.21	2.40	61.0	1.31	33.3	1-3/16"	0.31	5	25
1/2"	V4M4-SS	1/2" - 14 NPTF	316 stainless	172.53	2.40	61.0	1.31	33.3	1-3/16"	0.33	5	25
3/4"	V6M6	3/4" - 14 NPTF	steel	38.58	2.91	73.9	1.65	41.9	1-1/2"	0.62	5	20
3/4"	V6M6-B	3/4" - 14 NPTF	brass	57.22	2.91	73.9	1.65	41.9	1-1/2"	0.62	5	20
3/4"	V6M6-SS	3/4" - 14 NPTF	316 stainless	264.78	2.91	73.9	1.65	41.9	1-1/2"	0.63	5	20
1"	V8M8	1" - 11 1/2 NPTF	steel	69.73	3.22	81.8	2.06	52.3	1-7/8"	1.09	-	10
1"	V8M8-B	1" - 11 1/2 NPTF	brass	111.31	3.22	81.8	2.06	52.3	1-7/8"	1.09	-	10
1"	V8M8-SS	1" - 11 1/2 NPTF	316 stainless	348.61	3.22	81.8	2.06	52.3	1-7/8"	1.15	-	10
1-1/4"	V10M10	1-1/4" - 11 1/2 NPTF	steel	208.33	3.46	87.9	2.19	55.6	2"	1.31	-	10
1-1/4"	V10M10-B	1-1/4" - 11 1/2 NPTF	brass	268.07	3.46	87.9	2.19	55.6	2"	1.31	-	10
1-1/4"	V10M10-SS	1-1/4" - 11 1/2 NPTF	316 stainless	639.18	3.46	87.9	2.19	55.6	2"	1.35	-	10
1-1/2"	V12M12	1-1/2" - 11 1/2 NPTF	steel	267.80	3.85	97.8	2.74	69.6	2-1/2"	2.27	-	5
1-1/2"	V12M12-B	1-1/2" - 11 1/2 NPTF	brass	367.41	3.85	97.8	2.74	69.6	2-1/2"	2.27	-	5
1-1/2"	V12M12-SS	1-1/2" - 11 1/2 NPTF	316 stainless	890.56	3.85	97.8	2.74	69.6	2-1/2"	2.35	-	5
2"	V16M16	2" - 11 1/2 NPTF	steel	492.68	4.34	110.2	3.83	97.3	3-1/2"	4.77	-	5
2"	V16M16-B	2" - 11 1/2 NPTF	brass	723.94	4.34	110.2	3.83	97.3	3-1/2"	4.77	-	5
2"	V16M16-SS	2" - 11 1/2 NPTF	316 stainless	846.94	4.34	110.2	3.83	97.3	3-1/2"	4.79	-	5

V-Series Hydraulic Couplings




Body Size	V-Series Snap-Tite H/IH Interchange Valved Coupler (JIC Male Threads)											
	Part Detail			List Price	Length		Maximum OD		Hex Inch	Weight Lb	Package Qty	
	Part Number	Threads	Material		Inch	mm	Inch	mm			Bag	Box
1/4"	2VJM2	7/16" - 20 JIC	steel	\$26.01	2.12	53.8	0.99	25.1	7/8"	0.25	5	50
3/8"	3VJM3	9/16" - 18 JIC	steel	39.90	2.32	58.9	1.18	30.0	1"	0.30	5	50
1/2"	4VJM4	3/4" - 16 JIC	steel	48.68	2.54	64.5	1.36	34.5	1-3/16"	0.51	5	25
3/4"	6VJM6	1-1/16" - 12 JIC	steel	70.04	3.07	78.0	1.67	42.4	1-1/2"	0.98	5	20
1"	8VJM8	1-5/16" - 12 JIC	steel	117.38	3.32	84.3	2.06	52.3	1-7/8"	1.49	-	10
1-1/4"	10VJM10	1-5/8" - 12 JIC	steel	273.05	3.59	91.2	2.19	55.6	2"	1.98	-	10





Body Size	V-Series Snap-Tite H/IH Interchange Valved Nipple (JIC Male Threads)											
	Part Detail			List Price	Length		Maximum OD		Hex Inch	Weight Lb	Package Qty	
	Part Number	Threads	Material		Inch	mm	Inch	mm			Bag	Box
1/4"	V2JM2	7/16" - 20 JIC	steel	\$21.87	2.06	52.3	0.97	24.6	7/8"	0.18	5	50
3/8"	V3JM3	9/16" - 18 JIC	steel	28.15	2.25	57.2	1.1	27.9	1"	0.25	5	50
1/2"	V4JM4	3/4" - 16 JIC	steel	33.62	2.40	61.0	1.31	33.3	1-3/16"	0.38	5	25
3/4"	V6JM6	1-1/16" - 12 JIC	steel	45.55	2.91	73.9	1.65	41.9	1-1/2"	0.72	5	20
1"	V8JM8	1-5/16" - 12 JIC	steel	86.44	3.22	81.8	2.06	52.3	1-7/8"	1.36	-	10
1-1/4"	V10JM10	1-5/8" - 12 JIC	steel	258.49	3.46	87.9	2.19	55.6	2"	1.46	-	10

V-Series Hydraulic Couplings





Body Size	V-Series Snap-Tite H/H Interchange Unvalved Coupler (Female Threads)											
	Part Detail			List Price	Length		Maximum OD		Hex Inch	Weight Lb	Package Qty	
	Part Number	Threads	Material		Inch	mm	Inch	mm			Bag	Box
1/4"	2VF2-E	1/4" - 18 NPTF	steel	\$14.40	1.36	34.5	0.99	25.1	7/8"	0.18	5	50
1/4"	2VF2-B-E	1/4" - 18 NPTF	brass	16.60	1.36	34.5	0.99	25.1	7/8"	0.18	5	50
1/4"	2VF2-SS-E	1/4" - 18 NPTF	316 stainless	63.50	1.36	34.5	0.99	25.1	7/8"	0.18	5	50
1/4"	2VBF2-E	1/4" - 19 BSPP	steel	15.50	1.36	34.5	0.99	25.1	7/8"	0.18	5	50
1/4"	2VBF2-B-E	1/4" - 19 BSPP	brass	15.81	1.36	34.5	0.99	25.1	7/8"	0.17	5	50
1/4"	2VBF2-SS-E	1/4" - 19 BSPP	316 stainless	63.51	1.36	34.5	0.99	25.1	7/8"	0.18	5	50
3/8"	3VF3-E	3/8" - 18 NPTF	steel	21.01	1.50	38.1	1.18	30.0	7/8"	0.28	5	50
3/8"	3VF3-B-E	3/8" - 18 NPTF	brass	27.50	1.50	38.1	1.18	30.0	7/8"	0.27	5	50
3/8"	3VF3-SS-E	3/8" - 18 NPTF	316 stainless	81.29	1.50	38.1	1.18	30.0	7/8"	0.29	5	50
3/8"	3VBF3-E	3/8" - 19 BSPP	steel	21.01	1.50	38.1	1.18	30.0	7/8"	0.27	5	50
3/8"	3VBF3-B-E	3/8" - 19 BSPP	brass	27.50	1.50	38.1	1.18	30.0	7/8"	0.26	5	50
3/8"	3VBF3-SS-E	3/8" - 19 BSPP	316 stainless	81.29	1.50	38.1	1.18	30.0	7/8"	0.29	5	50
1/2"	4VF4-E	1/2" - 14 NPTF	steel	26.50	1.64	41.7	1.37	34.8	1-3/16"	0.39	5	25
1/2"	4VF4-B-E	1/2" - 14 NPTF	brass	32.83	1.64	41.7	1.37	34.8	1-3/16"	0.39	5	25
1/2"	4VF4-SS-E	1/2" - 14 NPTF	316 stainless	102.90	1.64	41.7	1.37	34.8	1-3/16"	0.38	5	25
1/2"	4VBF4-E	1/2" - 14 BSPP	steel	26.50	1.64	41.7	1.37	34.8	1-3/16"	0.39	5	25
1/2"	4VBF4-B-E	1/2" - 14 BSPP	brass	31.27	1.64	41.7	1.37	34.8	1-3/16"	0.40	5	25
1/2"	4VBF4-SS-E	1/2" - 14 BSPP	316 stainless	102.90	1.64	41.7	1.37	34.8	1-3/16"	0.40	5	25
3/4"	6VF6-E	3/4" - 14 NPTF	steel	40.61	1.96	49.8	1.67	42.4	1-1/2"	0.64	5	20
3/4"	6VF6-B-E	3/4" - 14 NPTF	brass	46.66	1.96	49.8	1.67	42.4	1-1/2"	0.62	5	20
3/4"	6VF6-SS-E	3/4" - 14 NPTF	316 stainless	163.86	1.96	49.8	1.67	42.4	1-1/2"	0.61	5	20
3/4"	6VBF6-E	3/4" - 14 BSPP	steel	40.61	1.96	49.8	1.67	42.4	1-1/2"	0.64	5	20
3/4"	6VBF6-B-E	3/4" - 14 BSPP	brass	46.65	1.96	49.8	1.67	42.4	1-1/2"	0.63	5	20
3/4"	6VBF6-SS-E	3/4" - 14 BSPP	316 stainless	163.86	1.96	49.8	1.67	42.4	1-1/2"	0.64	5	20
1"	8VF8-E	1" - 11 1/2 NPTF	steel	52.36	2.10	53.3	1.99	50.5	1-13/16"	1.05	-	10
1"	8VF8-B-E	1" - 11 1/2 NPTF	brass	76.75	2.10	53.3	1.99	50.5	1-13/16"	1.02	-	10
1"	8VF8-SS-E	1" - 11 1/2 NPTF	316 stainless	224.35	2.10	53.3	1.99	50.5	1-13/16"	1.02	-	10
1"	8VBF8-E	1" - 11 BSPP	steel	52.36	2.10	53.3	1.99	50.5	1-13/16"	1.04	-	10
1"	8VBF8-B-E	1" - 11 BSPP	brass	73.09	2.10	53.3	1.99	50.5	1-13/16"	1.03	-	10
1"	8VBF8-SS-E	1" - 11 BSPP	316 stainless	224.35	2.10	53.3	1.99	50.5	1-13/16"	1.04	-	10
1-1/4"	10VF10-E	1-1/4" - 11 1/2 NPTF	steel	106.50	2.28	57.9	2.19	55.6	2"	1.08	-	10
1-1/4"	10VF10-B-E	1-1/4" - 11 1/2 NPTF	brass	136.02	2.28	57.9	2.19	55.6	2"	1.10	-	10
1-1/4"	10VF10-SS-E	1-1/4" - 11 1/2 NPTF	316 stainless	345.06	2.28	57.9	2.19	55.6	2"	1.10	-	10
1-1/4"	10VBF10-E	1-1/4" - 11 BSPP	steel	106.50	2.28	57.9	2.19	55.6	2"	1.10	-	10
1-1/4"	10VBF10-B-E	1-1/4" - 11 BSPP	brass	136.04	2.28	57.9	2.19	55.6	2"	1.09	-	10
1-1/4"	10VBF10-SS-E	1-1/4" - 11 BSPP	316 stainless	365.24	2.28	57.9	2.19	55.6	2"	1.10	-	10
1-1/2"	12VF12-E	1-1/2" - 11 1/2 NPTF	steel	161.82	2.57	65.3	2.74	69.6	2-1/2"	1.78	-	5
1-1/2"	12VF12-B-E	1-1/2" - 11 1/2 NPTF	brass	299.66	2.57	65.3	2.74	69.6	2-1/2"	1.78	-	5
1-1/2"	12VF12-SS-E	1-1/2" - 11 1/2 NPTF	316 stainless	621.14	2.57	65.3	2.74	69.6	2-1/2"	1.78	-	5
2"	16VF16-E	2" - 11 1/2 NPTF	steel	250.73	2.48	63.0	3.56	90.4	3-1/4"	3.12	-	5
2"	16VF16-B-E	2" - 11 1/2 NPTF	brass	694.76	2.48	63.0	3.56	90.4	3-1/4"	3.13	-	5
2"	16VF16-SS-E	2" - 11 1/2 NPTF	316 stainless	752.86	2.48	63.0	3.56	90.4	3-1/4"	3.13	-	5

V-Series Hydraulic Couplings





Body Size	V-Series Snap-Tite H/H Interchange Unvalved Nipple (Female Threads)											
	Part Detail			List Price	Length		Maximum OD		Hex Inch	Weight Lb	Package Qty	
	Part Number	Threads	Material		Inch	mm	Inch	mm			Bag	Box
1/4"	V2F2-E	1/4" - 18 NPTF	steel	\$7.12	1.27	32.3	0.69	17.5	5/8"	0.05	5	50
1/4"	V2F2-B-E	1/4" - 18 NPTF	brass	7.79	1.27	32.3	0.69	17.5	5/8"	0.06	5	50
1/4"	V2F2-SS-E	1/4" - 18 NPTF	316 stainless	22.62	1.27	32.3	0.69	17.5	5/8"	0.06	5	50
1/4"	V2BF2-E	1/4" - 19 BSPP	steel	7.12	1.27	32.3	0.69	17.5	5/8"	0.06	5	50
1/4"	V2BF2-B-E	1/4" - 19 BSPP	brass	7.78	1.27	32.3	0.69	17.5	5/8"	0.06	5	50
1/4"	V2BF2-SS-E	1/4" - 19 BSPP	316 stainless	22.62	1.27	32.3	0.69	17.5	5/8"	0.05	5	50
3/8"	V3F3-E	3/8" - 18 NPTF	steel	7.94	1.41	35.8	0.90	22.9	13/16"	0.08	5	50
3/8"	V3F3-B-E	3/8" - 18 NPTF	brass	9.52	1.41	35.8	0.90	22.9	13/16"	0.08	5	50
3/8"	V3F3-SS-E	3/8" - 18 NPTF	316 stainless	32.88	1.41	35.8	0.90	22.9	13/16"	0.08	5	50
3/8"	V3BF3-E	3/8" - 19 BSPP	steel	7.93	1.41	35.8	0.90	22.9	13/16"	0.07	5	50
3/8"	V3BF3-B-E	3/8" - 19 BSPP	brass	9.52	1.41	35.8	0.90	22.9	13/16"	0.08	5	50
3/8"	V3BF3-SS-E	3/8" - 19 BSPP	316 stainless	32.88	1.41	35.8	0.90	22.9	13/16"	0.07	5	50
1/2"	V4F4-E	1/2" - 14 NPTF	steel	9.90	1.72	43.7	1.10	27.9	1"	0.18	5	25
1/2"	V4F4-B-E	1/2" - 14 NPTF	brass	11.58	1.72	43.7	1.10	27.9	1"	0.18	5	25
1/2"	V4F4-SS-E	1/2" - 14 NPTF	316 stainless	41.02	1.72	43.7	1.10	27.9	1"	0.18	5	25
1/2"	V4BF4-E	1/2" - 14 BSPP	steel	9.90	1.72	43.7	1.10	27.9	1"	0.17	5	25
1/2"	V4BF4-B-E	1/2" - 14 BSPP	brass	11.58	1.72	43.7	1.10	27.9	1"	0.17	5	25
1/2"	V4BF4-SS-E	1/2" - 14 BSPP	316 stainless	41.02	1.72	43.7	1.10	27.9	1"	0.16	5	25
3/4"	V6F6-E	3/4" - 14 NPTF	steel	14.09	1.86	47.2	1.31	33.3	1-3/16"	0.22	5	20
3/4"	V6F6-B-E	3/4" - 14 NPTF	brass	20.23	1.86	47.2	1.31	33.3	1-3/16"	0.22	5	20
3/4"	V6F6-SS-E	3/4" - 14 NPTF	316 stainless	57.95	1.86	47.2	1.31	33.3	1-3/16"	0.22	5	20
3/4"	V6BF6-E	3/4" - 14 BSPP	steel	14.09	1.86	47.2	1.31	33.3	1-3/16"	0.23	5	20
3/4"	V6BF6-B-E	3/4" - 14 BSPP	brass	20.23	1.86	47.2	1.31	33.3	1-3/16"	0.22	5	20
3/4"	V6BF6-SS-E	3/4" - 14 BSPP	316 stainless	57.95	1.86	47.2	1.31	33.3	1-3/16"	0.22	5	20
1"	V8F8-E	1" - 11 1/2 NPTF	steel	25.18	2.08	52.8	1.65	41.9	1-1/2"	0.38	-	10
1"	V8F8-B-E	1" - 11 1/2 NPTF	brass	26.27	2.08	52.8	1.65	41.9	1-1/2"	0.38	-	10
1"	V8F8-SS-E	1" - 11 1/2 NPTF	316 stainless	110.83	2.08	52.8	1.65	41.9	1-1/2"	0.38	-	10
1"	V8BF8-E	1" - 11 BSPP	steel	25.17	2.08	52.8	1.65	41.9	1-1/2"	0.38	-	10
1"	V8BF8-B-E	1" - 11 BSPP	brass	26.27	2.08	52.8	1.65	41.9	1-1/2"	0.38	-	10
1"	V8BF8-SS-E	1" - 11 BSPP	316 stainless	110.83	2.08	52.8	1.65	41.9	1-1/2"	0.38	-	10
1-1/4"	V10F10-E	1-1/4" - 11 1/2 NPTF	steel	49.16	2.22	56.4	2.06	52.3	1-7/8"	0.57	-	10
1-1/4"	V10F10-B-E	1-1/4" - 11 1/2 NPTF	brass	48.24	2.22	56.4	2.06	52.3	1-7/8"	0.56	-	10
1-1/4"	V10F10-SS-E	1-1/4" - 11 1/2 NPTF	316 stainless	195.35	2.22	56.4	2.06	52.3	1-7/8"	0.56	-	10
1-1/4"	V10BF10-E	1-1/4" - 11 BSPP	steel	49.16	2.22	56.4	2.06	52.3	1-7/8"	0.57	-	10
1-1/4"	V10BF10-B-E	1-1/4" - 11 BSPP	brass	48.23	2.22	56.4	2.06	52.3	1-7/8"	0.55	-	10
1-1/4"	V10BF10-SS-E	1-1/4" - 11 BSPP	316 stainless	195.35	2.22	56.4	2.06	52.3	1-7/8"	0.55	-	10
1-1/2"	V12F12-E	1-1/2" - 11 1/2 NPTF	steel	83.97	2.44	62.0	2.33	59.2	2-1/8"	0.84	-	5
1-1/2"	V12F12-B-E	1-1/2" - 11 1/2 NPTF	brass	133.75	2.44	62.0	2.33	59.2	2-1/8"	0.84	-	5
1-1/2"	V12F12-SS-E	1-1/2" - 11 1/2 NPTF	316 stainless	281.58	2.44	62.0	2.33	59.2	2-1/8"	0.83	-	5
2"	V16F16-E	2" - 11 1/2 NPTF	steel	110.95	2.60	66.0	3.01	76.5	2-3/4"	1.34	-	5
2"	V16F16-B-E	2" - 11 1/2 NPTF	brass	164.33	2.60	66.0	3.01	76.5	2-3/4"	1.34	-	5
2"	V16F16-SS-E	2" - 11 1/2 NPTF	316 stainless	389.06	2.60	66.0	3.01	76.5	2-3/4"	1.35	-	5

V-Series Hydraulic Couplings



Body Size	V-Series Snap-Tite H/IH Interchange Unvalved Coupler (Male Threads)											
	Part Detail			List Price	Length		Maximum OD		Hex Inch	Weight Lb	Package Qty	
	Part Number	Threads	Material		Inch	mm	Inch	mm			Bag	Box
1/4"	2VM2-E	1/4" - 18 NPTF	steel	\$16.27	1.82	46.2	0.99	25.1	5/8"	0.19	5	50
1/4"	2VM2-B-E	1/4" - 18 NPTF	brass	16.60	1.82	46.2	0.99	25.1	5/8"	0.19	5	50
1/4"	2VM2-SS-E	1/4" - 18 NPTF	316 stainless	70.55	1.82	46.2	0.99	25.1	5/8"	0.19	5	50
3/8"	3VM3-E	3/8" - 18 NPTF	steel	23.75	1.76	44.7	1.18	30.0	13-16"	0.28	5	50
3/8"	3VM3-B-E	3/8" - 18 NPTF	brass	27.50	1.76	44.7	1.18	30.0	13/16"	0.28	5	50
3/8"	3VM3-SS-E	3/8" - 18 NPTF	316 stainless	90.37	1.76	44.7	1.18	30.0	13/16"	0.29	5	50
1/2"	4VM4-E	1/2" - 14 NPTF	steel	29.90	2.03	51.6	1.37	34.8	1"	0.38	5	25
1/2"	4VM4-B-E	1/2" - 14 NPTF	brass	32.83	2.03	51.6	1.37	34.8	1"	0.36	5	25
1/2"	4VM4-SS-E	1/2" - 14 NPTF	316 stainless	114.34	2.03	51.6	1.37	34.8	1"	0.38	5	25
3/4"	6VM6-E	3/4" - 14 NPTF	steel	45.78	2.29	58.2	1.67	42.4	1-3/16"	0.62	5	20
3/4"	6VM6-B-E	3/4" - 14 NPTF	brass	46.65	2.29	58.2	1.67	42.4	1-3/16"	0.62	5	20
3/4"	6VM6-SS-E	3/4" - 14 NPTF	316 stainless	182.14	2.29	58.2	1.67	42.4	1-3/16"	0.60	5	20
1"	8VM8-E	1" - 11 1/2 NPTF	steel	59.05	2.39	60.7	1.99	50.5	1-1/2"	0.88	-	10
1"	8VM8-B-E	1" - 11 1/2 NPTF	brass	76.75	2.39	60.7	1.99	50.5	1-1/2"	0.90	-	10
1"	8VM8-SS-E	1" - 11 1/2 NPTF	316 stainless	249.34	2.39	60.7	1.99	50.5	1-1/2"	0.89	-	10
1-1/4"	10VM10-E	1-1/4" - 11 1/2 NPTF	steel	120.11	2.78	70.6	2.19	55.6	1-7/8"	1.20	-	10
1-1/4"	10VM10-SS-E	1-1/4" - 11 1/2 NPTF	316 stainless	383.51	2.78	70.6	2.19	55.6	1-7/8"	1.20	-	10
1-1/2"	12VM12-E	1-1/2" - 11 1/2 NPTF	steel	182.48	3.08	78.2	2.74	69.6	2-1/8"	2.08	-	5
1-1/2"	12VM12-SS-E	1-1/2" - 11 1/2 NPTF	316 stainless	756.11	3.08	78.2	2.74	69.6	2-1/8"	2.08	-	5
2"	16VM16-E	2" - 11 1/2 NPTF	steel	309.73	3.10	78.7	3.56	90.4	2-1/2"	3.73	-	5
2"	16VM16-SS-E	2" - 11 1/2 NPTF	316 stainless	836.72	3.10	78.7	3.56	90.4	2-1/2"	3.73	-	5

V-Series Hydraulic Couplings

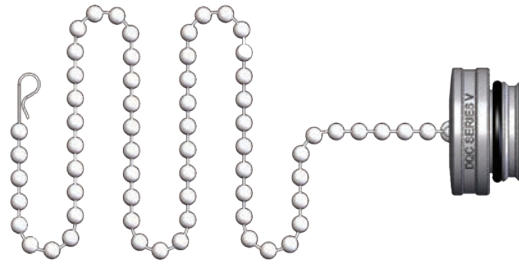


Body Size	V-Series Snap-Tite H/IH Interchange Unvalved Nipple (Male Threads)											
	Part Detail			List Price	Length		Maximum OD		Hex Inch	Weight Lb	Package Qty	
	Part Number	Threads	Material		Inch	mm	Inch	mm			Bag	Box
1/4"	V2M2-E	1/4" - 18 NPTF	steel	\$7.12	1.52	38.6	0.69	17.5	5/8"	0.16	5	50
1/4"	V2M2-B-E	1/4" - 18 NPTF	brass	7.79	1.52	38.6	0.69	17.5	5/8"	0.16	5	50
1/4"	V2M2-SS-E	1/4" - 18 NPTF	316 stainless	22.62	1.52	38.6	0.69	17.5	5/8"	0.16	5	50
3/8"	V3M3-E	3/8" - 18 NPTF	steel	7.94	1.72	43.7	0.90	22.9	13-16"	0.11	5	50
3/8"	V3M3-B-E	3/8" - 18 NPTF	brass	9.52	1.72	43.7	0.90	22.9	13/16"	0.11	5	50
3/8"	V3M3-SS-E	3/8" - 18 NPTF	316 stainless	32.88	1.72	43.7	0.90	22.9	13/16"	0.11	5	50
1/2"	V4M4-E	1/2" - 14 NPTF	steel	9.44	1.80	45.7	1.10	27.9	1"	0.15	5	25
1/2"	V4M4-B-E	1/2" - 14 NPTF	brass	11.58	1.80	45.7	1.10	27.9	1"	0.15	5	25
1/2"	V4M4-SS-E	1/2" - 14 NPTF	316 stainless	41.02	1.80	45.7	1.10	27.9	1"	0.15	5	25
3/4"	V6M6-E	3/4" - 14 NPTF	steel	14.09	2.19	55.6	1.31	33.3	1-3/16"	0.30	5	20
3/4"	V6M6-B-E	3/4" - 14 NPTF	brass	23.34	2.19	55.6	1.31	33.3	1-3/16"	0.28	5	20
3/4"	V6M6-SS-E	3/4" - 14 NPTF	316 stainless	85.85	2.19	55.6	1.31	33.3	1-3/16"	0.28	5	20
1"	V8M8-E	1" - 11 1/2 NPTF	steel	29.01	2.31	58.7	1.65	41.9	1-1/2"	0.40	-	10
1"	V8M8-B-E	1" - 11 1/2 NPTF	brass	35.45	2.31	58.7	1.65	41.9	1-1/2"	0.40	-	10
1"	V8M8-SS-E	1" - 11 1/2 NPTF	316 stainless	136.18	2.31	58.7	1.65	41.9	1-1/2"	0.40	-	10
1-1/4"	V10M10-E	1-1/4" - 11 1/2 NPTF	steel	62.24	2.14	54.4	2.06	52.3	1-7/8"	0.83	-	10
1-1/4"	V10M10-SS-E	1-1/4" - 11 1/2 NPTF	316 stainless	217.11	2.14	54.4	2.06	52.3	1-7/8"	0.83	-	10
1-1/2"	V12M12-E	1-1/2" - 11 1/2 NPTF	steel	97.15	2.34	59.4	2.33	59.2	2-1/8"	1.08	-	5
1-1/2"	V12M12-SS-E	1-1/2" - 11 1/2 NPTF	316 stainless	312.97	2.34	59.4	2.33	59.2	2-1/8"	1.07	-	5
2"	V16M16-E	2" - 11 1/2 NPTF	steel	155.92	3.06	77.7	2.74	69.6	2-1/2"	1.44	-	5
2"	V16M16-SS-E	2" - 11 1/2 NPTF	316 stainless	432.41	3.06	77.7	2.74	69.6	2-1/2"	1.44	-	5

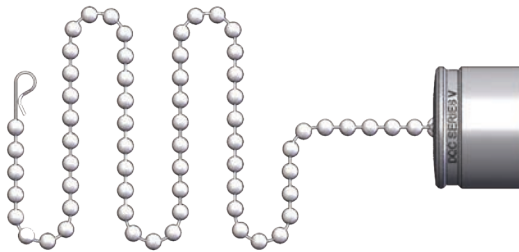


Body Size	V-Series Dust Caps and Dust Plugs					
	Part Detail			List Price	Package Qty	
	Coupler Dust Plug	Nipple Dust Cap	Material		Bag	Box
1/4"	1HDP	V2DC	Nitrile	\$3.07	10	50
3/8"	3VDP-V3DC	Combo dust cap/plug	Nitrile	3.41	10	50
1/2"	3KDP-K3DC	Combo dust cap/plug	Nitrile	3.41	10	50
3/4"	6VDP-V6DC	Combo dust cap/plug	Nitrile	8.27	5	25
1"	8VDP-V8DC	Combo dust cap/plug	Nitrile	10.22	5	25

V-Series Hydraulic Couplings



Body Size	V-Series Coupler Rigid Dust Plug						
	Part Detail			List Price	Weight Lb	Package Qty	
	Part Number	Lanyard	Body			Bag	Box
1/4"	2VDP-A	SS Bead Chain	aluminum	\$9.83	0.02	5	50
3/8"	3VDP-A	SS Bead Chain	aluminum	10.56	0.02	5	50
1/2"	4VDP-A	SS Bead Chain	aluminum	11.22	0.03	5	25
3/4"	6VDP-A	SS Bead Chain	aluminum	15.15	0.09	5	20
1"	8VDP-A	SS Bead Chain	aluminum	16.87	0.14	-	10
1-1/4"	10VDP-A	SS Bead Chain	aluminum	25.06	0.29	-	10
1-1/2"	12VDP-A	SS Bead Chain	aluminum	51.26	0.31	-	10
2"	16VDP-A	SS Bead Chain	aluminum	87.45	0.49	-	10



Body Size	V-Series Nipple Rigid Dust Cap						
	Part Detail			List Price	Weight Lb	Package Qty	
	Part Number	Lanyard	Body			Bag	Box
1/4"	V2DC-A	SS Bead Chain	aluminum	\$9.83	0.03	5	50
3/8"	V3DC-A	SS Bead Chain	aluminum	10.40	0.07	5	50
1/2"	V4DC-A	SS Bead Chain	aluminum	14.34	0.13	5	25
3/4"	V6DC-A	SS Bead Chain	aluminum	18.01	0.19	5	20
1"	V8DC-A	SS Bead Chain	aluminum	24.57	0.26	-	10
1-1/4"	V10DC-A	SS Bead Chain	aluminum	31.12	0.25	-	10
1-1/2"	V12DC-A	SS Bead Chain	aluminum	59.78	0.37	-	10
2"	V16DC-A	SS Bead Chain	aluminum	75.18	0.52	-	10

V-Series Hydraulic Couplings

V-Series Snap-Tite H/IH Interchange Coupler Seal Kits							
Body Size	Part Detail			List Price	Seal Kit Contents	Package Qty	
	Part Number	Coupler Style	Seal Material			Bag	Box
1/4"	2V-SKIT	all	Nitrile	\$4.90	Body/Adapter O-Rings and PTFE Back-up	25	200
1/4"	F-2V-SKIT	all	FKM	7.15	Body/Adapter O-Rings and PTFE Back-up	25	200
1/4"	P-2V-SKIT	all	EPDM	3.37	Body/Adapter O-Rings and PTFE Back-up	25	200
3/8"	3V-SKIT	all	Nitrile	5.15	Body/Adapter O-Rings and PTFE Back-up	25	200
3/8"	F-3V-SKIT	all	FKM	7.60	Body/Adapter O-Rings and PTFE Back-up	25	200
3/8"	P-3V-SKIT	all	EPDM	6.68	Body/Adapter O-Rings and PTFE Back-up	25	200
1/2"	4V-SKIT	all	Nitrile	6.03	Body/Adapter O-Rings and PTFE Back-up	25	200
1/2"	F-4V-SKIT	all	FKM	8.73	Body/Adapter O-Rings and PTFE Back-up	25	200
1/2"	P-4V-SKIT	all	EPDM	7.15	Body/Adapter O-Rings and PTFE Back-up	25	200
3/4"	6V-SKIT	all	Nitrile	8.27	Body/Adapter O-Rings and PTFE Back-up	25	200
3/4"	F-6V-SKIT	all	FKM	11.17	Body/Adapter O-Rings and PTFE Back-up	25	200
3/4"	P-6V-SKIT	all	EPDM	8.27	Body/Adapter O-Rings and PTFE Back-up	25	200
1"	8V-SKIT	all	Nitrile	10.52	Body/Adapter O-Rings and PTFE Back-up	25	200
1"	F-8V-SKIT	all	FKM	13.65	Body/Adapter O-Rings and PTFE Back-up	25	200
1"	P-8V-SKIT	all	EPDM	10.73	Body/Adapter O-Rings and PTFE Back-up	25	200
1-1/4"	10V-SKIT	all	Nitrile	12.63	Body/Adapter/Valve O-Rings and Back-up	10	50
1-1/4"	F-10V-SKIT	all	FKM	16.34	Body/Adapter/Valve O-Rings and Back-up	10	50
1-1/4"	P-10V-SKIT	all	EPDM	13.16	Body/Adapter/Valve O-Rings and Back-up	10	50
1-1/2"	12V-SKIT	all	Nitrile	15.14	Body/Adapter/Valve O-Rings and Back-up	10	50
1-1/2"	F-12V-SKIT	all	FKM	19.61	Body/Adapter/Valve O-Rings and Back-up	10	50
1-1/2"	P-12V-SKIT	all	EPDM	16.10	Body/Adapter/Valve O-Rings and Back-up	10	50
2"	16V-SKIT	all	Nitrile	16.23	Body/Adapter/Valve O-Rings and Back-up	10	50
2"	F-16V-SKIT	all	FKM	20.65	Body/Adapter/Valve O-Rings and Back-up	10	50
2"	P-16V-SKIT	all	EPDM	18.81	Body/Adapter/Valve O-Rings and Back-up	10	50

V-Series Hydraulic Couplings

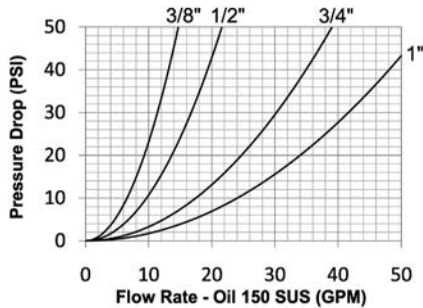
V-Series Snap-Tite H/IH Interchange Coupler Repair Kits							
Body Size	Part Detail			List Price	Repair Kit Contents (for one coupler)	Package Qty	
	Part Number	Coupler Material	Seal Material			Bag	Box
1/4"	2V-RKIT	steel	Nitrile	\$5.74	Steel Valve Assembly and Adapter O-Ring	1	25
1/4"	2V-BRKIT	brass	Nitrile	6.80	Brass Valve Assembly and Adapter O-Ring	1	25
1/4"	2V-SSRKIT	316 stainless	Nitrile	14.14	316 SS Valve Assembly and Adapter O-Ring	1	25
3/8"	3V-RKIT	steel	Nitrile	7.62	Steel Valve Assembly and Adapter O-Ring	1	25
3/8"	3V-BRKIT	brass	Nitrile	8.61	Brass Valve Assembly and Adapter O-Ring	1	25
3/8"	3V-SSRKIT	316 stainless	Nitrile	17.62	316 SS Valve Assembly and Adapter O-Ring	1	25
1/2"	4V-RKIT	steel	Nitrile	12.93	Steel Valve Assembly and Adapter O-Ring	1	25
1/2"	4V-BRKIT	brass	Nitrile	17.21	Brass Valve Assembly and Adapter O-Ring	1	25
1/2"	4V-SSRKIT	316 stainless	Nitrile	40.76	316 SS Valve Assembly and Adapter O-Ring	1	25
3/4"	6V-RKIT	steel	Nitrile	19.36	Steel Valve Assembly and Adapter O-Ring	1	25
3/4"	6V-BRKIT	brass	Nitrile	30.44	Brass Valve Assembly and Adapter O-Ring	1	25
3/4"	6V-SSRKIT	316 stainless	Nitrile	72.06	316 SS Valve Assembly and Adapter O-Ring	1	25
1"	8V-RKIT	steel	Nitrile	32.28	Steel Valve Assembly and Adapter O-Ring	1	25
1"	8V-BRKIT	brass	Nitrile	48.31	Brass Valve Assembly and Adapter O-Ring	1	25
1"	8V-SSRKIT	316 stainless	Nitrile	114.41	316 SS Valve Assembly and Adapter O-Ring	1	25
1-1/4"	140030-10	steel	Nitrile	33.70	Steel Valve Assembly and Adapter O-Ring	1	25
1-1/4"	140032-10	316 stainless	Nitrile	104.11	316 SS Valve Assembly and Adapter O-Ring	1	25
1-1/2"	140030-12	steel	Nitrile	42.11	Steel Valve Assembly and Adapter O-Ring	1	25
1-1/2"	140032-12	316 stainless	Nitrile	115.03	316 SS Valve Assembly and Adapter O-Ring	1	25
2"	140030-16	steel	Nitrile	52.66	Steel Valve Assembly and Adapter O-Ring	1	25
2"	140032-16	316 stainless	Nitrile	143.80	316 SS Valve Assembly and Adapter O-Ring	1	25

V-Series Snap-Tite H/IH Interchange Nipple Repair Kits							
Body Size	Part Detail			List Price	Repair Kit Contents (for one nipple)	Package Qty	
	Part Number	Coupler Material	Seal Material			Bag	Box
1/4"	V2-RKIT	steel	Nitrile	\$5.74	Steel Valve Assembly and Adapter O-Ring	1	25
1/4"	V2-BRKIT	brass	Nitrile	6.80	Brass Valve Assembly and Adapter O-Ring	1	25
1/4"	V2-SSRKIT	316 stainless	Nitrile	14.14	316 SS Valve Assembly and Adapter O-Ring	1	25
3/8"	V3-RKIT	steel	Nitrile	7.62	Steel Valve Assembly and Adapter O-Ring	1	25
3/8"	V3-BRKIT	brass	Nitrile	8.87	Brass Valve Assembly and Adapter O-Ring	1	25
3/8"	V3-SSRKIT	316 stainless	Nitrile	17.62	316 SS Valve Assembly and Adapter O-Ring	1	25
1/2"	V4-RKIT	steel	Nitrile	12.40	Steel Valve Assembly and Adapter O-Ring	1	25
1/2"	V4-BRKIT	brass	Nitrile	17.02	Brass Valve Assembly and Adapter O-Ring	1	25
1/2"	V4-SSRKIT	316 stainless	Nitrile	38.47	316 SS Valve Assembly and Adapter O-Ring	1	25
3/4"	V6-RKIT	steel	Nitrile	19.13	Steel Valve Assembly and Adapter O-Ring	1	25
3/4"	V6-BRKIT	brass	Nitrile	29.44	Brass Valve Assembly and Adapter O-Ring	1	25
3/4"	V6-SSRKIT	316 stainless	Nitrile	69.75	316 SS Valve Assembly and Adapter O-Ring	1	25
1"	V8-RKIT	steel	Nitrile	28.03	Steel Valve Assembly and Adapter O-Ring	1	25
1"	V8-BRKIT	brass	Nitrile	36.05	Brass Valve Assembly and Adapter O-Ring	1	25
1"	V8-SSRKIT	316 stainless	Nitrile	85.40	316 SS Valve Assembly and Adapter O-Ring	1	25
1-1/4"	140030-10	steel	Nitrile	33.70	Steel Valve Assembly and Adapter O-Ring	1	25
1-1/4"	140032-10	316 stainless	Nitrile	104.11	316 SS Valve Assembly and Adapter O-Ring	1	25
1-1/2"	140030-12	steel	Nitrile	42.11	Steel Valve Assembly and Adapter O-Ring	1	25
1-1/2"	140032-12	316 stainless	Nitrile	115.03	316 SS Valve Assembly and Adapter O-Ring	1	25
2"	140030-16	steel	Nitrile	52.66	Steel Valve Assembly and Adapter O-Ring	1	25
2"	140032-16	316 stainless	Nitrile	143.80	316 SS Valve Assembly and Adapter O-Ring	1	25

TR-Series Hydraulic Couplings

Interchange Data:

- TEMA European Interchange
- TEMA 3800, 5000, 7500, 10000 Series
- CEJN Series 525



Materials:

- Machined components are manufactured using solid steel bar stock.
- Stainless steel balls, retaining rings, and springs maximize corrosion resistance and extend service life.
- Steel componentry is plated using ROHS Compliant Trivalent Chrome.
- Steel coupler sleeves are hardened to resist deformation and maximize service life.
- Steel nipples are hardened to provide heavy duty performance.

Seal Components:

- Nitrile (Buna-N) seals are standard, providing a temperature range of -40°F to +250°F (-40°C to +121°C).
- Couplers have a redundant O-Ring sealing system (dual O-Rings with inner PTFE back-up ring).
- Valve seals are crimped in place to maintain integrity during excessive flow conditions and pressurized connection.

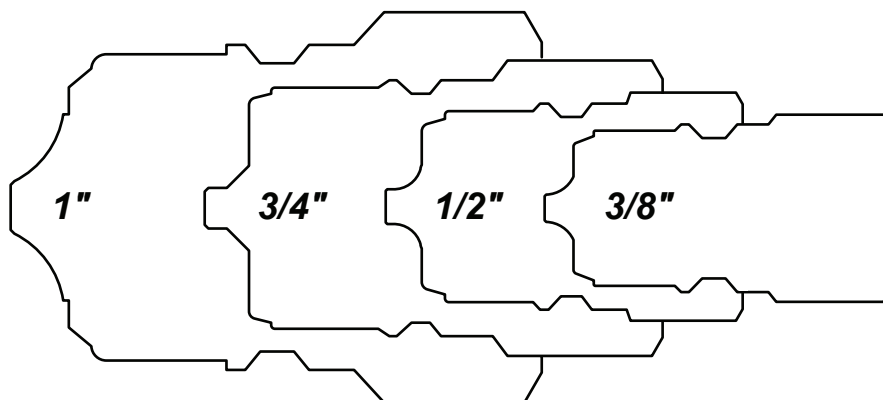
Rated Pressure Chart:

Body Size	R-Series TEMA European Interchange (Connected)			
	Steel Coupler/Plug			
	Maximum Working		Burst	
	PSI	Bar	PSI	Bar
3/8"	5,000	345	20,000	1,400
1/2"	4,000	275	16,500	1,100
3/4"	4,000	275	15,400	1,000
1"	3,200	220	12,800	900


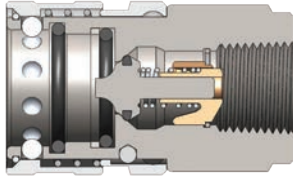
Technical Specifications:

Body Size	Interchange Standards				Functional Parameters				
	U.S. Military	U.S. Government	International Standards	ANSI/NFPA Standards	Locking Ball Quantity	Air Inclusion	Fluid Loss	Vacuum Inch HG	Flow $\Delta P = 22$ PSI
3/8"	-	-	-	-	9	2.8cc	1.9cc	28	10 GPM
1/2"	-	-	-	-	9	3.9cc	3.1cc	28	15 GPM
3/4"	-	-	-	-	9	10.5cc	10.1cc	28	26 GPM
1"	-	-	-	-	9	14.7cc	14.2cc	28	36 GPM


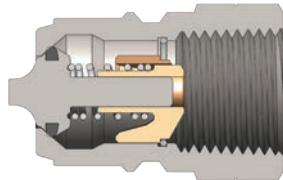
TR Interchange Profiles



TR-Series Hydraulic Couplings



Body Size	TR-Series TEMA European Interchange Coupler (Female Threads)											
	Part Detail			List Price	Length		Maximum OD		Hex mm	Weight Lb	Package Qty	
	Part Number	Threads	Material		Inch	mm	Inch	mm			Bag	Box
3/8"	3TRF3	3/8" - 18 NPTF	steel	\$82.75	2.52	64.0	1.38	35.0	30	0.51	10	50
3/8"	3TRBF3	3/8" - 19 BSPP	steel	82.75	2.52	64.0	1.38	35.0	30	0.51	10	50
1/2"	4TRF4	1/2" - 14 NPTF	steel	98.26	2.62	66.5	1.57	40.0	36	0.80	5	25
1/2"	4TRBF4	1/2" - 14 BSPP	steel	98.26	2.62	66.5	1.57	40.0	36	0.80	5	25
3/4"	6TRF6	3/4" - 14 NPTF	steel	126.20	3.35	85.0	2.05	52.0	41	1.40	-	10
3/4"	6TRBF6	3/4" - 14 BSPP	steel	126.20	3.35	85.0	2.05	52.0	41	1.40	-	10
1"	8TRF8	1" - 11 1/2 NPTF	steel	191.03	3.90	99.0	2.56	65.0	55	1.95	-	10
1"	8TRBF8	1" - 11 BSPP	steel	191.03	3.90	99.0	2.56	65.0	55	1.95	-	10



Body Size	TR-Series TEMA European Interchange Nipple (Female Threads)											
	Part Detail			List Price	Length		Maximum OD		Hex mm	Weight Lb	Package Qty	
	Part Number	Threads	Material		Inch	mm	Inch	mm			Bag	Box
3/8"	TR3F3	3/8" - 18 NPTF	steel	\$30.10	1.59	40.5	1.00	25.4	22	0.16	10	50
3/8"	TR3BF3	3/8" - 19 BSPP	steel	30.10	1.59	40.5	1.00	25.4	22	0.16	10	50
1/2"	TR4F4	1/2" - 14 NPTF	steel	34.70	1.63	41.5	1.23	31.1	27	0.26	5	25
1/2"	TR4BF4	1/2" - 14 BSPP	steel	34.70	1.63	41.5	1.23	31.1	27	0.26	5	25
3/4"	TR6F6	3/4" - 14 NPTF	steel	55.27	2.20	56.0	1.63	41.5	36	0.46	-	10
3/4"	TR6BF6	3/4" - 14 BSPP	steel	55.27	2.20	56.0	1.63	41.5	36	0.46	-	10
1"	TR8F8	1" - 11 1/2 NPTF	steel	81.71	2.48	63.0	2.09	53.0	46	0.80	-	10
1"	TR8BF8	1" - 11 BSPP	steel	81.71	2.48	63.0	2.09	53.0	46	0.80	-	10

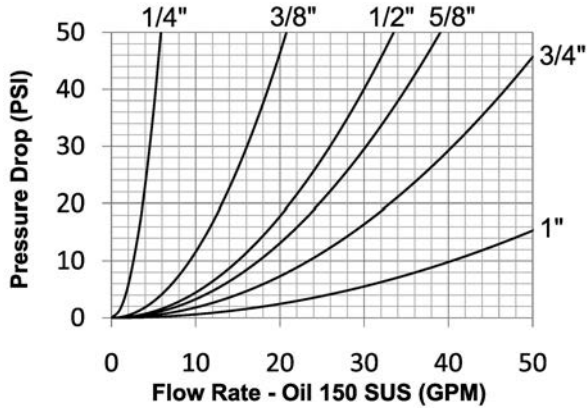
Body Size	TR-Series TEMA European Coupler Seal Kits						
	Part Detail			List Price	Seal Kit Contents	Package Qty	
	Part Number	Coupler Style	Seal Material			Bag	Box
3/8"	3TR-SKIT	all	Nitrile	\$4.74	Two O-Rings and One PTFE Back-Up Ring	25	200
1/2"	4TR-SKIT	all	Nitrile	5.50	Two O-Rings and One PTFE Back-Up Ring	25	200
3/4"	6TR-SKIT	all	Nitrile	7.29	Two O-Rings and One PTFE Back-Up Ring	25	200
1"	8TR-SKIT	all	Nitrile	9.69	Two O-Rings and One PTFE Back-Up Ring	25	200

Please contact the factory for dust caps and dust plugs

HT-Series Hydraulic Couplings

Interchange Data:

- Interchangeable to ISO16028
- Parker FEM-Series, Snap-Tite 74-Series, Hansen FF, Aeroquip/Eaton FD89, Stucchi FIRG/Series 'A', FASTER FFN/FFI/2FFN/2FFI, Safeway FF49-Series



Materials:

- Machined components are manufactured using solid steel or 316 stainless steel bar stock.
- Stainless steel balls, retaining rings, and springs maximize corrosion resistance and extend service life.
- Steel componentry is plated using ROHS Compliant Trivalent Chrome.
- Steel coupler sleeves are hardened to resist deformation and maximize service life.
- Steel nipples are hardened to provide resistance to brinelling during impulse service.

Seal Components:

- 3/8", 1/2", and 3/4" nipples have molded Polyurethane valve seals, with a temperature range of -65°F to +212°F (-54°C to +100°C).
- 1/4", 5/8" and 1" to 2" nipples have Nitrile-Energized PTFE valve seals, with a temperature range of -40°F to +250°F (-40°C to +121°C).
- Couplers have a polyurethane valve stem O-Ring, with a temperature range of -65°F to +212°F (-54°C to +100°C).
- Ancillary coupler and nipple seals are Nitrile (Buna-N), temperature range of -40°F to +250°F (-40°C to +121°C).
- PTFE or TPC-ET Anti-Extrusion ring protects main coupling valve seal from dynamic impulse pressure damage.

Rated Pressure Chart:

Body Size	HT-Series ISO16028 Flushface															
	Steel Coupler/Plug Coupled				316SS Coupler/Plug Coupled				Steel Coupler Uncoupled				Steel Plug Uncoupled			
	Max. Working		Burst		Max. Working		Burst		Max. Working		Burst		Max. Working		Burst	
	PSI	Bar	PSI	Bar	PSI	Bar	PSI	Bar	PSI	Bar	PSI	Bar	PSI	Bar	PSI	Bar
1/4"	4575	316	18,300	1262	-	-	-	-	4575	316	18,300	1262	4575	316	18,300	1262
3/8"	4375	302	17,500	1207	3500	241	17,500	1207	4375	302	17,500	1207	4375	302	17,500	1207
1/2"	4250	293	17,000	1172	3400	234	17,000	1172	4250	293	17,000	1172	4250	293	17,000	1172
5/8"	3650	252	14,600	1007	2920	201	14,600	1007	3650	252	14,600	1007	3650	252	14,600	1007
3/4"	3650	252	14,600	1007	2920	201	14,600	1007	3650	252	14,600	1007	3650	252	14,600	1007
1"	3650	252	14,600	1007	2920	201	14,600	1007	3650	252	14,600	1007	3650	252	14,600	1007
1-1/2"	3000	207	12,000	828	-	-	-	-	3000	207	12,000	828	3000	207	12,000	828
2"	3000	207	12,000	828	-	-	-	-	3000	207	12,000	828	3000	207	12,000	828

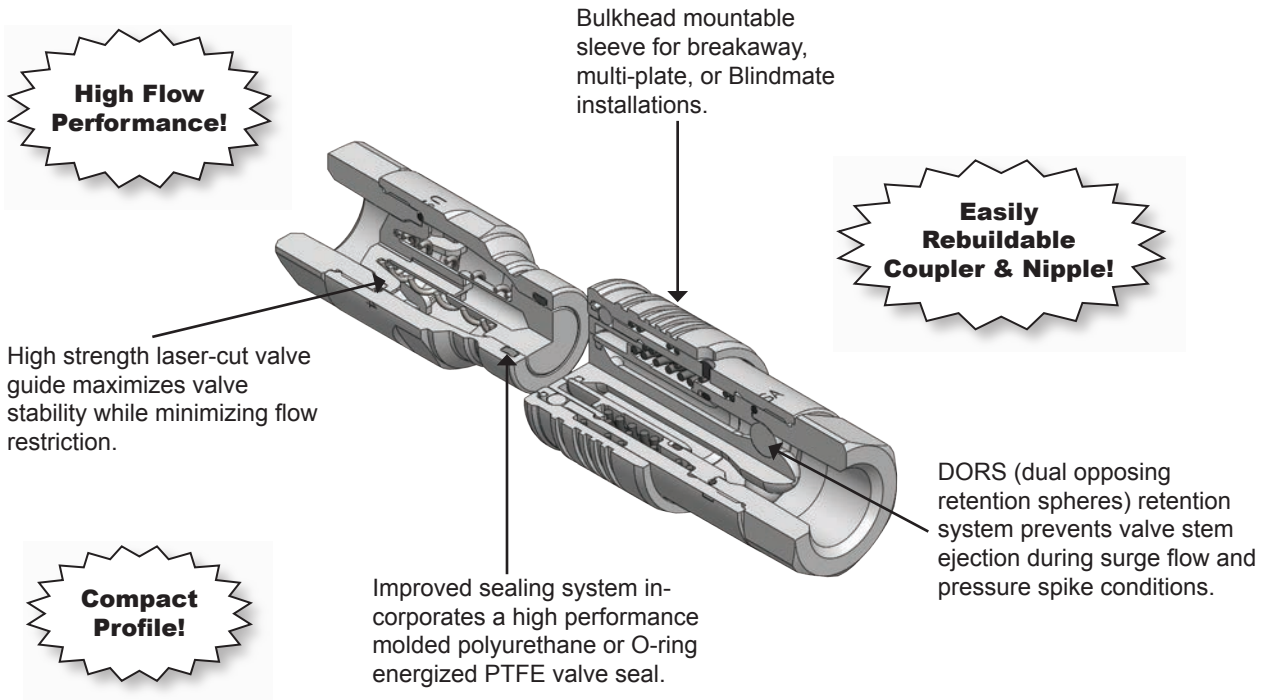
Technical Specifications:

Body Size	Interchange Standards				Functional Parameters					
	U.S. Military	U.S. Government	International Standards	ANSI/NFPA Standards	Locking Ball Quantity	Air Inclusion	Fluid Loss	Vacuum Inch HG	Flow ΔP = 15 PSI	
1/4"	-	-	ISO16028	-	12	n/a	0.010cc	N/R	3.2 GPM	
3/8"	-	-	ISO16028	T3.20.15	12	n/a	0.010cc	N/R	11 GPM	
1/2"	-	-	ISO16028	-	12	n/a	0.010cc	N/R	18 GPM	
5/8"	-	-	ISO16028	-	12	n/a	0.020cc	N/R	21 GPM	
3/4"	-	-	ISO16028	-	12	n/a	0.030cc	N/R	28 GPM	
1"	-	-	ISO16028	-	12	n/a	0.030cc	N/R	50 GPM	
1-1/2"	-	-	-	-	18	n/a	0.050cc	N/R	140 GPM	
2"	-	-	-	-	20	n/a	0.070cc	N/R	200GPM	

List Price Seal Option Adders:

Body Size	Standard Seal Options										Kalrez® Seal Options						Treatments			
	FKM		EPDM		FDA FKM		Mil-Nitrile		Fuel Nitrile		Silicone		4079		6375		7075		Oxy-Clean	
	Pre	Add\$	Pre	Add\$	Pre	Add\$	Pre	Add\$	Pre	Add\$	Pre	Add\$	Pre	Add\$	Pre	Add\$	Pre	Add\$	Suf	Add\$
1/4"	F-	\$5.00	P-	\$5.00	D-	POR	M-	POR	JF-	POR	S-	POR	K4-	POR	K6-	POR	K7-	POR	-C1	\$16.00
3/8"	F-	6.84	P-	6.84	D-	POR	M-	POR	JF-	POR	S-	POR	K4-	POR	K6-	POR	K7-	POR	-C1	16.00
1/2"	F-	6.84	P-	6.84	D-	POR	M-	POR	JF-	POR	S-	POR	K4-	POR	K6-	POR	K7-	POR	-C1	16.00
5/8"	F-	6.84	P-	6.84	D-	POR	M-	POR	JF-	POR	S-	POR	K4-	POR	K6-	POR	K7-	POR	-C1	19.00
3/4"	F-	7.90	P-	7.90	D-	POR	M-	POR	JF-	POR	S-	POR	K4-	POR	K6-	POR	K7-	POR	-C1	21.00
1"	F-	12.18	P-	12.18	D-	POR	M-	POR	JF-	POR	S-	POR	K4-	POR	K6-	POR	K7-	POR	-C1	24.00
1-1/2"	F-	POR	P-	POR	D-	POR	M-	POR	JF-	POR	S-	POR	K4-	POR	K6-	POR	K7-	POR	-C1	POR
2"	F-	POR	P-	POR	D-	POR	M-	POR	JF-	POR	S-	POR	K4-	POR	K6-	POR	K7-	POR	-C1	POR

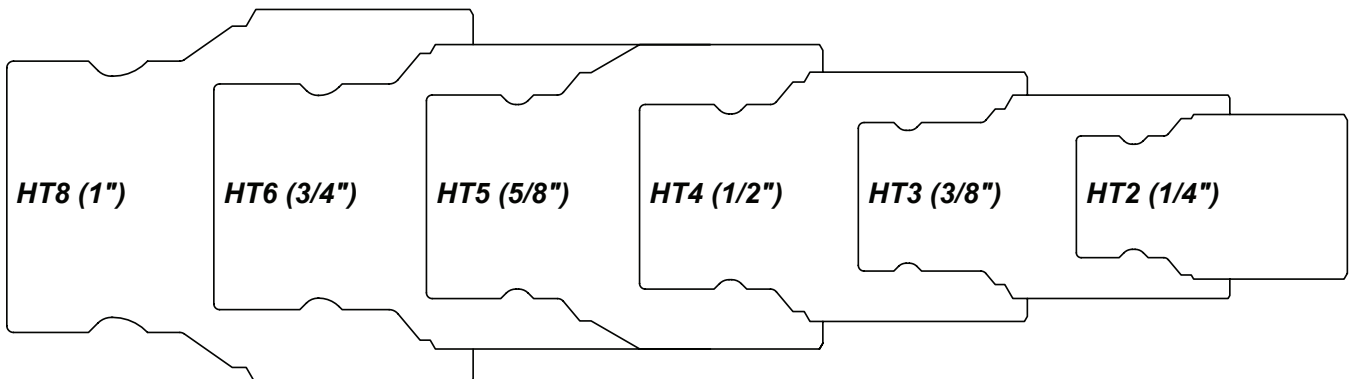
HT-Series Hydraulic Couplings




Using the Nipple Profile Dimensions to Select Proper Size

ISO16028 Body Size	Minimum Dimension 'X' Measurement	Maximum Dimension 'X' Measurement
1/4"	0.634" (16.10 mm)	0.638" (16.20 mm)
3/8"	0.774" (19.66 mm)	0.779" (19.79 mm)
1/2"	0.963" (24.45 mm)	0.968" (24.58 mm)
5/8"	1.061" (26.95 mm)	1.066" (27.08 mm)
3/4"	1.176" (29.87 mm)	1.181" (30.00 mm)
1"	1.415" (35.94mm)	1.420" (36.07 mm)

Using the Profile Layover to Select Proper Size




HT-Series Hydraulic Couplings





Body Size	HT-Series ISO16028 Flushface Interchange Coupler (Female Threads)											
	Part Detail			List Price	Length		Maximum OD		Hex Inch	Weight Lb	Package Qty	
	Part Number	Threads	Material		Inch	mm	Inch	mm			Bag	Box
1/4"	2HTF2	1/4" - 18 NPTF	steel	\$71.97	1.98	50.3	1.11	28.3	7/8"	0.23	-	25
1/4"	2HTBF2	1/4" - 19 BSPP	steel	71.97	1.98	50.3	1.11	28.3	7/8"	0.23	-	25
NEW 1/4"	2HTOF3	9/16" - 18 ORB	steel	75.57	1.98	50.3	1.11	28.3	7/8"	0.23	-	25
3/8"	3HTF3	3/8" - 18 NPTF	steel	74.22	2.50	63.5	1.24	31.5	1"	0.44	-	25
3/8"	3HTF3-SS	3/8" - 18 NPTF	316 stainless	303.63	2.50	63.5	1.24	31.5	1"	0.44	-	25
3/8"	3HTBF3	3/8" - 19 BSPP	steel	74.22	2.50	63.5	1.24	31.5	1"	0.44	-	25
3/8"	3HTBF3-SS	3/8" - 19 BSPP	316 stainless	303.63	2.50	63.5	1.24	31.5	1"	0.44	-	25
3/8"	3HTOF3	9/16" - 18 ORB	steel	74.22	2.50	63.5	1.24	31.5	1"	0.49	-	25
3/8"	3HTF4	1/2" - 14 NPTF	steel	74.22	2.72	69.1	1.24	31.5	1-1/8"	0.48	-	25
3/8"	3HTF4-SS	1/2" - 14 NPTF	316 stainless	303.63	2.72	69.1	1.24	31.5	1-1/8"	0.48	-	25
3/8"	3HTBF4	1/2" - 14 BSPP	steel	74.22	2.72	69.1	1.24	3.5	1-1/8"	0.48	-	25
3/8"	3HTBF4-SS	1/2" - 14 BSPP	316 stainless	303.63	2.72	69.1	1.24	31.5	1-1/8"	0.48	-	25
3/8"	3HTOF4	3/4" - 16 ORB	steel	74.22	2.72	69.1	1.24	31.5	1-1/8"	0.53	-	25
1/2"	4HTF4	1/2" - 14 NPTF	steel	89.96	3.02	76.7	1.54	39.1	1-3/16"	0.86	-	20
1/2"	4HTF4-SS	1/2" - 14 NPTF	316 stainless	343.73	3.02	76.7	1.54	39.1	1-3/16"	0.86	-	20
1/2"	4HTBF4	1/2" - 14 BSPP	steel	89.96	3.02	76.7	1.54	39.1	1-3/16"	0.86	-	20
1/2"	4HTBF4-SS	1/2" - 14 BSPP	316 stainless	343.73	3.02	76.7	1.54	39.1	1-3/16"	0.86	-	20
1/2"	4HTOF4	3/4" - 16 ORB	steel	95.59	3.02	76.7	1.54	39.1	1-3/16"	0.86	-	20
1/2"	4HTOF5	7/8" - 14 ORB	steel	95.59	3.12	79.2	1.54	39.1	1-5/16"	0.92	-	20
1/2"	4HTF6	3/4" - 14 NPTF	steel	95.59	3.22	81.8	1.54	39.1	1-5/16"	0.98	-	20
1/2"	4HTF6-SS	3/4" - 14 NPTF	316 stainless	366.65	3.22	81.8	1.54	39.1	1-5/16"	0.98	-	20
1/2"	4HTBF6	3/4" - 14 BSPP	steel	95.59	3.22	81.8	1.54	39.1	1-5/16"	0.98	-	20
1/2"	4HTBF6-SS	3/4" - 14 BSPP	316 stainless	366.65	3.22	81.8	1.54	39.1	1-5/16"	0.98	-	20
1/2"	4HTOF6	1-1/16" - 12 ORB	steel	95.59	3.42	86.9	1.54	39.1	1-5/16"	0.96	-	20
5/8"	5HTOF5	7/8" - 14 ORB	steel	134.95	3.32	84.3	1.67	42.4	1-1/2"	1.58	-	10
5/8"	5HTF6	3/4" - 14 NPTF	steel	129.32	3.32	84.3	1.67	42.4	1-1/2"	1.51	-	10
5/8"	5HTF6-SS	3/4" - 14 NPTF	316 stainless	481.22	3.32	84.3	1.67	42.4	1-1/2"	1.51	-	10
5/8"	5HTBF6	3/4" - 14 BSPP	steel	129.32	3.32	84.3	1.67	42.4	1-1/2"	1.51	-	10
5/8"	5HTBF6-SS	3/4" - 14 BSPP	316 stainless	481.22	3.32	84.3	1.67	42.4	1-1/2"	1.51	-	10
5/8"	5HTOF6	1-1/16" - 12 ORB	steel	134.95	3.32	84.3	1.67	42.4	1-1/2"	1.49	-	10
3/4"	6HTOF5	7/8" - 14 ORB	steel	196.52	3.70	94.0	1.85	47.0	1-1/2"	1.82	-	10
3/4"	6HTF6	3/4" - 14 NPTF	steel	202.42	3.70	94.0	1.85	47.0	1-1/2"	1.82	-	10
3/4"	6HTF6-SS	3/4" - 14 NPTF	316 stainless	630.17	3.70	94.0	1.85	47.0	1-1/2"	1.82	-	10
3/4"	6HTBF6	3/4" - 14 BSPP	steel	202.42	3.70	94.0	1.85	47.0	1-1/2"	1.82	-	10
3/4"	6HTBF6-SS	3/4" - 14 BSPP	316 stainless	630.17	3.70	94.0	1.85	47.0	1-1/2"	1.82	-	10
3/4"	6HTOF6	1-1/16" - 12 ORB	steel	202.42	3.70	94.0	1.85	47.0	1-1/2"	1.91	-	10
3/4"	6HTF8	1" - 11 1/2 NPTF	steel	202.42	3.82	97.0	1.92	48.8	1-3/4"	2.06	-	10
3/4"	6HTF8-SS	1" - 11 1/2 NPTF	316 stainless	630.17	3.82	97.0	1.92	48.8	1-3/4"	2.06	-	10
3/4"	6HTBF8	1" - 11 BSPP	steel	202.42	3.82	97.0	1.92	48.8	1-3/4"	2.06	-	10
3/4"	6HTBF8-SS	1" - 11 BSPP	316 stainless	630.17	3.82	97.0	1.92	48.8	1-3/4"	2.06	-	10
3/4"	6HTOF8	1-5/16" - 12 ORB	steel	202.42	3.82	97.0	1.92	48.8	1-3/4"	2.16	-	10
1"	8HTF8	1" - 11 1/2 NPTF	steel	281.14	4.24	107.7	2.29	58.2	1-3/4"	2.67	-	10
1"	8HTF8-SS	1" - 11 1/2 NPTF	316 stainless	1088.48	4.24	107.7	2.29	58.2	1-3/4"	2.67	-	10
1"	8HTBF8	1" - 11 BSPP	steel	281.14	4.24	107.7	2.29	58.2	1-3/4"	2.67	-	10
1"	8HTBF8-SS	1" - 11 BSPP	316 stainless	1088.48	4.24	107.7	2.29	58.2	1-3/4"	2.67	-	10
1"	8HTOF8	1-5/16" - 12 ORB	steel	281.14	4.24	107.7	2.29	58.2	1-3/4"	2.68	-	10
1"	8HTF10	1-1/4" - 11 1/2 NPTF	steel	292.38	4.34	110.2	2.29	58.2	2"	2.75	-	10
1"	8HTF10-SS	1-1/4" - 11 1/2 NPTF	316 stainless	1145.77	4.34	110.2	2.29	58.2	2"	2.75	-	10
1"	8HTBF10	1-1/4" - 11 BSPP	steel	292.38	4.29	109.0	2.29	58.2	2"	2.75	-	10
1"	8HTBF10-SS	1-1/4" - 11 BSPP	316 stainless	1145.77	4.29	109.0	2.29	58.2	2"	2.75	-	10
1"	8HTOF10	1-5/8" - 12 ORB	steel	292.38	4.24	107.7	2.29	58.2	2"	2.84	-	10

HT-Series Hydraulic Couplings





Body Size	HT-Series ISO16028 Flushface Interchange Nipple (Female Threads)											
	Part Detail			List Price	Length		Maximum OD		Hex Inch	Weight Lb	Package Qty	
	Part Number	Threads	Material		Inch	mm	Inch	mm			Bag	Box
1/4"	HT2F2	1/4" - 18 NPTF	steel	29.24	1.89	48.00	0.97	24.6	7/8"	0.16	-	25
1/4"	HT2BF2	1/4" - 19 BSPP	steel	29.24	1.89	48.00	0.97	24.6	7/8"	0.16	-	25
NEW 1/4"	HT2OF3	9/16" - 18 ORB	steel	30.70	1.89	48.00	0.97	24.6	7/8"	0.16	-	25
3/8"	HT3F3	3/8" - 18 NPTF	steel	31.49	2.48	63.0	1.10	27.9	1"	0.27	-	25
3/8"	HT3F3-SS	3/8" - 18 NPTF	316 stainless	120.31	2.48	63.0	1.10	27.9	1"	0.27	-	25
3/8"	HT3BF3	3/8" - 19 BSPP	steel	31.49	2.48	63.0	1.10	27.9	1"	0.27	-	25
3/8"	HT3BF3-SS	3/8" - 19 BSPP	316 stainless	120.31	2.48	63.0	1.10	27.9	1"	0.27	-	25
3/8"	HT3OF3	9/16" - 18 ORB	steel	31.49	2.48	63.0	1.10	27.9	1"	0.34	-	25
3/8"	HT3F4	1/2" - 14 NPTF	steel	31.49	2.70	68.6	1.24	31.5	1-1/8"	0.31	-	25
3/8"	HT3F4-SS	1/2" - 14 NPTF	316 stainless	120.31	2.70	68.6	1.24	31.5	1-1/8"	0.31	-	25
3/8"	HT3BF4	1/2" - 14 BSPP	steel	31.49	2.70	68.6	1.24	31.5	1-1/8"	0.31	-	25
3/8"	HT3BF4-SS	1/2" - 14 BSPP	316 stainless	120.31	2.70	68.6	1.24	31.5	1-1/8"	0.31	-	25
3/8"	HT3OF4	3/4" - 16 ORB	steel	31.49	2.70	68.6	1.24	31.5	1-1/8"	0.35	-	25
1/2"	HT4F4	1/2" - 14 NPTF	steel	50.60	2.63	66.8	1.31	33.3	1-3/16"	0.42	-	20
1/2"	HT4F4-SS	1/2" - 14 NPTF	316 stainless	206.24	2.63	66.8	1.31	33.3	1-3/16"	0.42	-	20
1/2"	HT4BF4	1/2" - 14 BSPP	steel	50.60	2.63	66.8	1.31	33.3	1-3/16"	0.42	-	20
1/2"	HT4BF4-SS	1/2" - 14 BSPP	316 stainless	206.24	2.63	66.8	1.31	33.3	1-3/16"	0.42	-	20
1/2"	HT4OF4	3/4" - 16 ORB	steel	56.23	2.63	66.8	1.31	33.3	1-3/16"	0.40	-	20
1/2"	HT4OF5	7/8" - 14 ORB	steel	56.23	2.63	69.3	1.31	33.3	1-5/16"	0.43	-	20
1/2"	HT4F6	3/4" - 14 NPTF	steel	56.23	2.73	71.9	1.44	36.6	1-5/16"	0.53	-	20
1/2"	HT4F6-SS	3/4" - 14 NPTF	316 stainless	229.15	2.83	71.9	1.44	36.6	1-5/16"	0.53	-	20
1/2"	HT4BF6	3/4" - 14 BSPP	steel	56.23	2.83	71.9	1.44	36.6	1-5/16"	0.53	-	20
1/2"	HT4BF6-SS	3/4" - 14 BSPP	316 stainless	229.15	2.83	71.9	1.44	36.6	1-5/16"	0.53	-	20
1/2"	HT4OF6	1-1/16" - 12 ORB	steel	56.23	3.03	77.0	1.44	36.6	1-5/16"	0.58	-	20
5/8"	HT5OF5	7/8" - 14 ORB	steel	71.97	2.88	73.2	1.65	41.9	1-1/2"	0.90	-	10
5/8"	HT5F6	3/4" - 14 NPTF	steel	71.97	2.88	73.2	1.65	41.9	1-1/2"	0.95	-	10
5/8"	HT5F6-SS	3/4" - 14 NPTF	316 stainless	274.99	2.88	73.2	1.65	41.9	1-1/2"	0.95	-	10
5/8"	HT5BF6	3/4" - 14 BSPP	steel	71.97	2.88	73.2	1.65	41.9	1-1/2"	0.95	-	10
5/8"	HT5BF6-SS	3/4" - 14 BSPP	316 stainless	274.99	2.88	73.2	1.65	41.9	1-1/2"	0.95	-	10
5/8"	HT5OF6	1-1/16" - 12 ORB	steel	71.97	2.88	73.2	1.65	41.9	1-1/2"	1.02	-	10
3/4"	HT6OF5	7/8" - 14 ORB	steel	89.53	3.42	86.9	1.65	41.9	1-1/2"	1.00	-	10
3/4"	HT6F6	3/4" - 14 NPTF	steel	92.21	3.42	86.9	1.65	41.9	1-1/2"	1.00	-	10
3/4"	HT6F6-SS	3/4" - 14 NPTF	316 stainless	423.94	3.42	86.9	1.65	41.9	1-1/2"	1.00	-	10
3/4"	HT6BF6	3/4" - 14 BSPP	steel	92.21	3.42	86.9	1.65	41.9	1-1/2"	1.00	-	10
3/4"	HT6BF6-SS	3/4" - 14 BSPP	316 stainless	423.94	3.42	86.9	1.65	41.9	1-1/2"	1.00	-	10
3/4"	HT6OF6	1-1/16" - 12 ORB	steel	92.21	3.42	86.9	1.65	41.9	1-1/2"	1.02	-	10
3/4"	HT6F8	1" - 11 1/2 NPTF	steel	92.21	3.54	89.9	1.92	48.8	1-3/4"	1.15	-	10
3/4"	HT6F8-SS	1" - 11 1/2 NPTF	316 stainless	423.94	3.54	89.9	1.92	48.8	1-3/4"	1.15	-	10
3/4"	HT6BF8	1" - 11 BSPP	steel	92.21	3.54	89.9	1.92	48.8	1-3/4"	1.15	-	10
3/4"	HT6BF8-SS	1" - 11 BSPP	316 stainless	423.94	3.54	89.9	1.92	48.8	1-3/4"	1.15	-	10
3/4"	HT6OF8	1-5/16" - 12 ORB	steel	92.21	3.54	89.9	1.92	48.8	1-3/4"	1.12	-	10
1"	HT8F8	1" - 11 1/2 NPTF	steel	174.31	3.50	88.9	1.96	49.8	1-3/4"	1.69	-	10
1"	HT8F8-SS	1" - 11 1/2 NPTF	316 stainless	612.99	3.50	88.9	1.96	49.8	1-3/4"	1.69	-	10
1"	HT8BF8	1" - 11 BSPP	steel	174.31	3.50	88.9	1.96	49.8	1-3/4"	1.69	-	10
1"	HT8BF8-SS	1" - 11 BSPP	316 stainless	612.99	3.50	88.9	1.96	49.8	1-3/4"	1.69	-	10
1"	HT8OF8	1-5/16" - 12 ORB	steel	174.31	3.50	88.9	1.96	49.8	1-3/4"	1.65	-	10
1"	HT8F10	1-1/4" - 11 1/2 NPTF	steel	174.31	3.61	91.7	2.19	55.6	2"	1.84	-	10
1"	HT8F10-SS	1-1/4" - 11 1/2 NPTF	316 stainless	612.99	3.61	91.7	2.19	55.6	2"	1.84	-	10
1"	HT8BF10	1-1/4" - 11 BSPP	steel	174.31	3.55	90.2	2.19	55.6	2"	1.84	-	10
1"	HT8BF10-SS	1-1/4" - 11 BSPP	316 stainless	612.99	3.55	90.2	2.19	55.6	2"	1.84	-	10
1"	HT8OF10	1-5/8" - 12 ORB	steel	174.31	3.51	89.2	2.19	55.6	2"	1.93	-	10


HT-Series Hydraulic Couplings



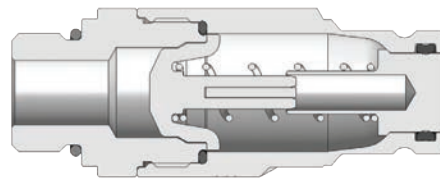
Body Size	HT-Series ISO16028 Flushface Interchange Coupler (Male Threads)											
	Part Detail			List Price	Length		Maximum OD		Hex Inch	Weight Lb	Package Qty	
	Part Number	Threads	Material		Inch	mm	Inch	mm			Bag	Box
3/8"	3HTM3	3/8" - 18 NPTF	steel	\$78.72	2.88	73.2	1.24	31.5	1-1/8"	0.46	5	25
3/8"	3HTM4	1/2" - 14 NPTF	steel	78.72	2.97	75.4	1.24	31.5	1-1/8"	0.48	5	25
1/2"	4HTM4	1/2" - 14 NPTF	steel	95.59	3.42	86.9	1.54	39.1	1-5/16"	0.97	-	20



Body Size	HT-Series ISO16028 Flushface Interchange Nipple (Male Threads)											
	Part Detail			List Price	Length		Maximum OD		Hex Inch	Weight Lb	Package Qty	
	Part Number	Threads	Material		Inch	mm	Inch	mm			Bag	Box
3/8"	HT3M3	3/8" - 18 NPTF	steel	\$35.99	2.87	72.9	1.24	31.5	1-1/8"	0.31	5	25
3/8"	HT3M4	1/2" - 14 NPTF	steel	35.99	2.96	75.2	1.24	31.5	1-1/8"	0.38	5	25
1/2"	HT4M4	1/2" - 14 NPTF	steel	61.85	3.03	77.0	1.44	36.6	1-5/16"	0.42	-	20




Body Size	HT-Series ISO16028 Flushface Interchange Coupler (Male ORB Threads)											
	Part Detail			List Price	Length		Maximum OD		Hex Inch	Weight Lb	Package Qty	
	Part Number	Threads	Material		Inch	mm	Inch	mm			Bag	Box
NEW 3/8"	3HTOM3	9/16" - 18 ORB	steel	78.72	2.75	69.9	1.24	31.5	1-1/8"	0.47	5	25
3/8"	3HTOM4	3/4" - 16 ORB	steel	78.72	2.75	69.9	1.24	31.5	1-1/8"	0.47	5	25




Body Size	HT-Series ISO16028 Flushface Interchange Nipple (Male ORB Threads)											
	Part Detail			List Price	Length		Maximum OD		Hex Inch	Weight Lb	Package Qty	
	Part Number	Threads	Material		Inch	mm	Inch	mm			Bag	Box
NEW 3/8"	HT3OM3	9/16" - 18 ORB	steel	\$35.99	2.73	69.3	1.17	29.7	1-1/8"	0.47	5	25
3/8"	HT3OM4	3/4" - 16 ORB	steel	\$35.99	2.73	69.3	1.17	29.7	1-1/8"	0.47	5	25

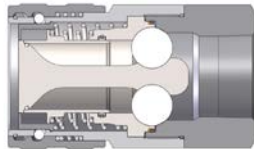
HT-Series Hydraulic Couplings



Body Size	HT-Series ISO16028 Flushface Interchange Coupler (Male Bulkhead Threads)											
	Part Detail			List Price	Length		Maximum OD		Hex Inch	Weight Lb	Package Qty	
	Part Number	Threads	Material		Inch	mm	Inch	mm			Bag	Box
1/2"	4HTJB5	7/8" - 14 JIC BH	steel	\$98.96	4.38	111.3	1.54	39.1	1-5/16"	1.08	-	20
1/2"	4HTRB5	1" - 14 ORFS BH	steel	98.96	4.37	111.0	1.54	39.1	1-5/16"	1.11	-	20
1/2"	4HTJB6	1-1/16" - 12 JIC BH	steel	98.96	4.55	115.6	1.54	39.1	1-5/16"	1.22	-	20




Body Size	HT-Series ISO16028 Flushface Interchange Nipple (Male Bulkhead Threads)											
	Part Detail			List Price	Length		Maximum OD		Hex Inch	Weight Lb	Package Qty	
	Part Number	Threads	Material		Inch	mm	Inch	mm			Bag	Box
1/2"	HT4JB5	7/8" - 14 JIC BH	steel	\$61.85	3.99	101.3	1.44	36.6	1-5/16"	0.42	-	20
1/2"	HT4RB5	1" - 14 ORFS BH	steel	61.85	3.98	101.1	1.44	36.6	1-5/16"	0.49	-	20
1/2"	HT4JB6	1-1/16" - 12 JIC BH	steel	67.47	4.16	115.6	1.44	36.6	1-5/16"	0.54	-	20



NEW

Body Size	HT-Series ISO16028 Flushface Interchange Coupler (Female Threads)											
	Part Detail			List Price	Length		Maximum OD		Hex Inch	Weight Lb	Package Qty	
	Part Number	Threads	Material		Inch	mm	Inch	mm			Bag	Box
1-1/2"	12HTF12	1-1/2" - 11 1/2 NPT	steel	1066.63	5.23	132.7	3.37	85.5	2-1/2"	7.6	-	1
1-1/2"	12HTBF12	1-1/2" - 11 BSPP	steel	1066.63	5.23	132.7	3.37	85.5	2-1/2"	7.6	-	1
1-1/2"	12HTOF12	1-7/8" - 12 ORB	steel	1119.96	5.23	132.7	3.37	85.5	2-1/2"	7.6	-	1
2"	16HTF16	2" - 11 1/2 NPTF	steel	1279.95	6.75	171.3	3.95	100.3	3-1/2"	13.8	-	1
2"	16HTBF16	2" - 11 BSPP	steel	1279.95	6.75	171.3	3.95	100.3	3-1/2"	13.8	-	1
2"	16HTOF16	2-1/2" - 12 ORB	steel	1343.94	6.75	171.3	3.95	100.3	3-1/2"	13.8	-	1



NEW

Body Size	HT-Series ISO16028 Flushface Interchange Nipple (Female Threads)											
	Part Detail			List Price	Length		Maximum OD		Hex Inch	Weight Lb	Package Qty	
	Part Number	Threads	Material		Inch	mm	Inch	mm			Bag	Box
1-1/2"	HT12F12	1-1/2" - 11 1/2 NPT	steel	573.19	4.25	107.9	2.75	69.8	2-1/2"	3.5	-	1
1-1/2"	HT12BF12	1-1/2" - 11 BSPP	steel	573.19	4.25	107.9	2.75	69.8	2-1/2"	3.5	-	1
1-1/2"	HT12OF12	1-7/8" - 12 ORB	steel	601.85	4.25	107.9	2.75	69.8	2-1/2"	3.5	-	1
2"	HT16F16	2" - 11 1/2 NPTF	steel	687.83	4.62	117.3	3.29	83.5	3"	5.1	-	1
2"	HT16BF16	2" - 11 BSPP	steel	687.83	4.62	117.3	3.29	83.5	3"	5.1	-	1
2"	HT16OF16	2-1/2" - 12 ORB	steel	722.22	4.62	117.3	3.29	83.5	3"	5.1	-	1

HT-Series Hydraulic Couplings

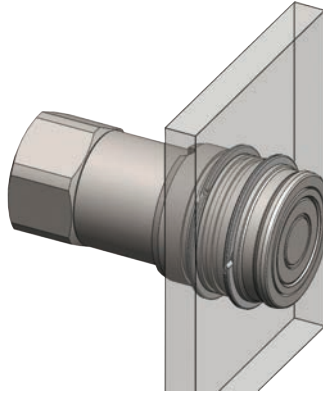


Body Size	HT-Series ISO16028 Flushface Coupler Dust Plug					
	Part Detail		List Price	Weight Lb	Package Qty	
	Part Number	Body			Bag	Box
1/4"	2HTDP	Nitrile	\$7.70	0.05	5	50
3/8"	3HTDP	Nitrile	8.33	0.05	5	50
1/2"	4HTDP	Nitrile	11.03	0.06	5	50
5/8"	5HTDP	Nitrile	12.98	0.07	5	50
3/4"	6HTDP	Nitrile	13.95	0.07	5	50
1"	8HTDP	Nitrile	16.01	0.15	5	50



Body Size	HT-Series ISO16028 Flushface Nipple Dust Cap					
	Part Detail		List Price	Weight Lb	Package Qty	
	Part Number	Body			Bag	Box
1/4"	HT2DC	Nitrile	\$7.70	0.04	5	50
3/8"	HT3DC	Nitrile	8.33	0.04	5	50
1/2"	HT4DC	Nitrile	11.03	0.04	5	50
5/8"	HT5DC	Nitrile	12.98	0.06	5	50
3/4"	HT6DC	Nitrile	13.95	0.06	5	50
1"	HT8DC	Nitrile	16.01	0.10	5	50

HT-Series Hydraulic Couplings



Body Size	HT-Series ISO16028 Flushface Interchange Coupler Bulkhead Kits						
	Part Detail			List Price	Bulkhead Kit Contents	Package Qty	
	Part Number	Mounting Hole ID	Ring Material			Bag	Box
1/4"	2HT-BMK	1.125"	Steel	\$4.19	Two 360° Retaining Rings	1	25
3/8"	3HT-BMK	1.250"	Steel	4.59	Two 360° Retaining Rings	1	25
1/2"	4HT-BMK	1.560"	Steel	5.02	Two 360° Retaining Rings	1	25
5/8"	5HT-BMK	1.685"	Steel	5.08	Two 360° Retaining Rings	1	25
3/4"	6HT-BMK	1.870"	Steel	5.67	Two 360° Retaining Rings	1	25
1"	8HT-BMK	2.310"	Steel	6.99	Two 360° Retaining Rings	1	25

Body Size	HT-Series ISO16028 Flushface Interchange Coupler Seal Kits						
	Part Detail			List Price	Seal Kit Contents	Package Qty	
	Part Number	Coupler Style	Seal Material			Bag	Box
1/4"	2HT-SKIT	all	Nitrile	\$4.74	Stem/Adapter/Gland O-Ring, Gland B.U.	25	200
3/8"	3HT-SKIT	all	Nitrile	5.31	Stem/Adapter/Gland O-Ring, Gland B.U.	25	200
1/2"	4HT-SKIT	all	Nitrile	5.78	Stem/Adapter/Gland O-Ring, Gland B.U.	25	200
5/8"	5HT-SKIT	all	Nitrile	6.18	Stem/Adapter/Gland O-Ring, Gland B.U.	25	200
3/4"	6HT-SKIT	all	Nitrile	6.33	Stem/Adapter/Gland O-Ring, Gland B.U.	25	200
1"	8HT-SKIT	all	Nitrile	7.46	Stem/Adapter/Gland O-Ring, Gland B.U.	25	200

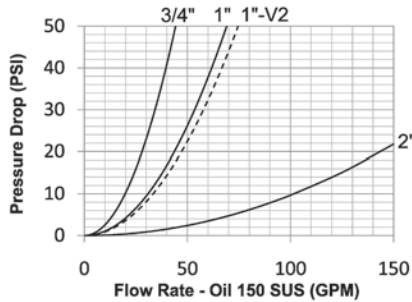
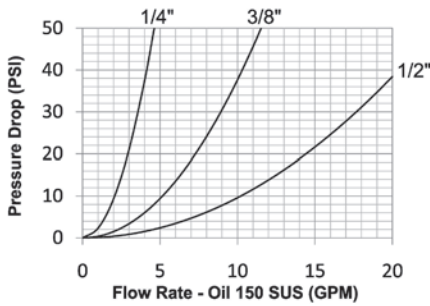
Body Size	HT-Series ISO16028 Flushface Interchange Nipple Seal Kits						
	Part Detail			List Price	Seal Kit Contents	Package Qty	
	Part Number	Coupler Style	Seal Material			Bag	Box
1/4"	HT2-SKIT-V2	all	Nitrile	\$5.52	Main Valve Seal and Adapter O-Ring	25	200
3/8"	HT3-SKIT-V2	all	Nitrile	6.60	Main Valve Seal and Adapter O-Ring	25	200
1/2"	HT4-SKIT-V2	all	Nitrile	6.86	Main Valve Seal and Adapter O-Ring	25	200
5/8"	HT5-SKIT-V2	all	Nitrile	7.30	Main Valve Seal and Adapter O-Ring	25	200
3/4"	HT6-SKIT-V2	all	Nitrile	8.90	Main Valve Seal and Adapter O-Ring	25	200
1"	HT8-SKIT-V2	all	Nitrile	9.45	Main Valve Seal and Adapter O-Ring	25	200

Contact Factory for old style O-ring / PTFE back-up nipple seal kits.

ST-Series Hydraulic Couplings

Interchange Data:

- Interchangeable with Snap-Tite 71-Series



Materials:

- Machined components are manufactured using solid steel or 316 stainless bar stock.
- Stainless steel balls, retaining rings, and springs maximize corrosion resistance and extend service life.
- Steel componentry is plated using ROHS Compliant Trivalent Chrome.
- Steel coupler sleeves are hardened to resist deformation and maximize service life.
- Steel nipples are hardened to provide heavy duty performance.

Seal Components:

- Nitrile (Buna-N) seals are standard, providing a temperature range of -40°F to +250°F (-40°C to +121°C).
- All couplers and nipples incorporate PTFE or TPC-ET anti-extrusion rings to protect the seal components from dynamic impulse damage.

Rated Pressure Chart:

Body Size	ST-Series Snap-Tite 71-Series Interchange							
	Steel Coupler/Plug Coupled				316 Stainless Coupler/Plug Coupled			
	Maximum Working		Burst		Maximum Working		Burst	
	PSI	Bar	PSI	Bar	PSI	Bar	PSI	Bar
1/4"	10,000	700	27,300	1,800	5,000	345	28,000	1,900
3/8"	10,000	700	27,300	1,800	5,000	345	28,000	1,900
1/2"	10,000	700	22,500	1,500	5,000	345	25,000	1,700
3/4"	7,500	500	20,200	1,400	5,000	345	22,800	1,550
1"	7,500	500	19,400	1,300	4,000	275	18,500	1,250
1"-V2	8,500	585	25,900	1,750	-	-	-	-
2"	5,000	345	16,000	1,100	3,000	200	10,000	700

Technical Specifications:


Body Size	Interchange Standards				Functional Parameters				
	U.S. Military	U.S. Government	International Standards	ANSI/NFPA Standards	Locking Ball Quantity	Air Inclusion	Fluid Loss	Vacuum Inch HG	Flow ΔP = 22 PSI
1/4"	-	-	-	-	10	0.01cc	0.02cc	N/R	3.1 GPM
3/8"	-	-	-	-	10	0.02cc	0.02cc	N/R	7.7 GPM
1/2"	-	-	-	-	12	0.03cc	0.03cc	N/R	15 GPM
3/4"	-	-	-	-	12	0.04cc	0.06cc	N/R	30 GPM
1"	-	-	-	-	12	0.06cc	0.07cc	N/R	45 GPM
1"-V2	-	-	-	-	12	0.09cc	0.10cc	N/R	50 GPM
2"	-	-	-	-	15	3.14cc	5.25cc	N/R	150 GPM

Note: Minimum burst pressure ratings were established under laboratory conditions using a Static Burst Unit (SBU). For high impulse applications and to meet Det Norske Veritas (DNV) compliance, the burst pressure must be divided by four (4) to ensure a 4:1 safety factor during system operation.

ST-Series Hydraulic Couplings

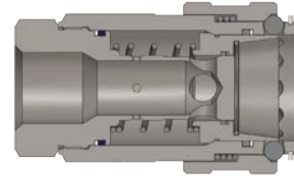

List Price Option Adders:

Body Size	Standard Seal Options								Kalrez® Seal Options						Sleeve		Treatments	
	FKM		EPDM		Mil-Nitrile		Fuel Nitrile		4079		6375		7075		Locking		Oxy-Clean	
	Pre	Add \$	Pre	Add \$	Pre	Add \$	Pre	Add \$	Pre	Add \$	Pre	Add \$	Pre	Add \$	Suf	Add \$	Suf	Add \$
1/4"	F-	\$0.00	P-	\$2.69	M-	\$2.80	JF-	\$2.75	K4-	POR	K6-	POR	K7-	POR	-LS	\$3.90	-C1	\$16.00
3/8"	F-	0.00	P-	4.48	M-	4.38	JF-	4.53	K4-	POR	K6-	POR	K7-	POR	-LS	4.50	-C1	16.00
1/2"	F-	0.00	P-	6.16	M-	5.49	JF-	5.65	K4-	POR	K6-	POR	K7-	POR	-LS	4.50	-C1	16.00
3/4"	F-	0.00	P-	8.90	M-	7.11	JF-	7.61	K4-	POR	K6-	POR	K7-	POR	-LS	11.50	-C1	19.00
1"	F-	0.00	P-	11.17	M-	9.06	JF-	9.22	K4-	POR	K6-	POR	K7-	POR	-LS	11.50	-C1	21.00
1"-V2	F-	0.00	P-	11.17	M-	9.06	JF-	9.22	K4-	POR	K6-	POR	K7-	POR	-LS	11.50	-C1	21.00
2"	F-	0.00	P-	21.19	M-	18.74	JF-	19.46	K4-	POR	K6-	POR	K7-	POR	-LS	14.40	-C1	24.00



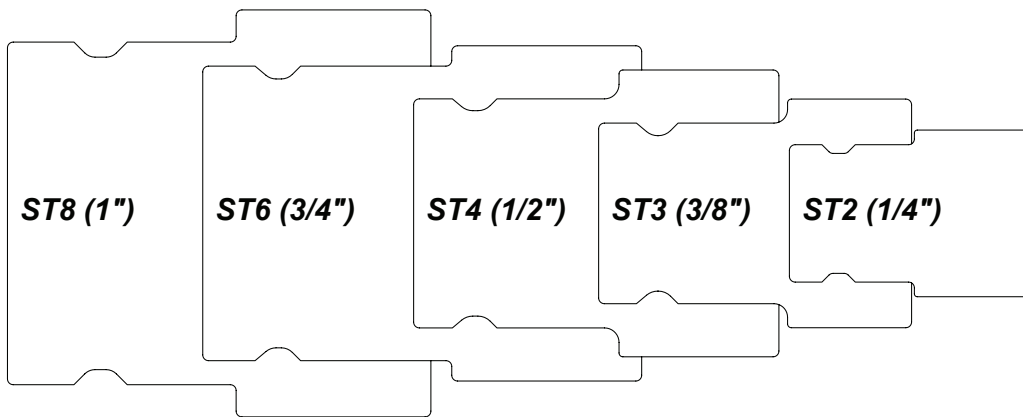
Body Size	ST-Series Snap-Tite 71-Series Interchange Coupler (Female Threads)											
	Part Detail			List Price	Length		Maximum OD		Hex Inch	Weight Lb	Package Qty	
	Part Number	Threads	Material		Inch	mm	Inch	mm			Bag	Box
1/4"	2STF2	1/4" - 18 NPTF	steel	\$82.65	1.96	49.8	1.23	31.2	15/16"	0.25	5	25
1/4"	2STF2-SS	1/4" - 18 NPTF	316 stainless	234.30	1.96	49.8	1.23	31.2	15/16"	0.26	5	25
1/4"	2STBF2	1/4" - 19 BSPP	steel	82.65	1.96	49.8	1.23	31.2	15/16"	0.25	5	25
1/4"	2STBF2-SS	1/4" - 19 BSPP	316 stainless	234.30	1.96	49.8	1.23	31.2	15/16"	0.26	5	25
3/8"	3STF2	1/4" - 18 NPTF	steel	78.21	2.36	59.9	1.6	40.6	1-3/16"	0.38	5	25
3/8"	3STF3	3/8" - 18 NPTF	steel	78.21	2.36	59.9	1.6	40.6	1-3/16"	0.37	5	25
3/8"	3STF3-SS	3/8" - 18 NPTF	316 stainless	279.56	2.36	59.9	1.6	40.6	1-3/16"	0.38	5	25
3/8"	3STBF3	3/8" - 19 BSPP	steel	78.21	2.36	59.9	1.6	40.6	1-3/16"	0.37	5	25
3/8"	3STBF3-SS	3/8" - 19 BSPP	316 stainless	279.56	2.36	59.9	1.6	40.6	1-3/16"	0.38	5	25
3/8"	3STF4	1/2" - 14 NPTF	steel	78.21	2.36	59.9	1.6	40.6	1-3/16"	0.36	5	25
3/8"	3STF4-SS	1/2" - 14 NPTF	316 stainless	279.56	2.36	59.9	1.6	40.6	1-3/16"	0.37	5	25
3/8"	3STBF4	1/2" - 14 BSPP	steel	78.21	2.36	59.9	1.6	40.6	1-3/16"	0.36	5	25
3/8"	3STBF4-SS	1/2" - 14 BSPP	316 stainless	279.56	2.36	59.9	1.6	40.6	1-3/16"	0.37	5	25
1/2"	4STF4	1/2" - 14 NPTF	steel	95.67	2.77	70.4	1.98	50.3	1-1/2"	0.47	-	20
1/2"	4STF4-SS	1/2" - 14 NPTF	316 stainless	366.20	2.77	70.4	1.98	50.3	1-1/2"	0.49	-	20
1/2"	4STBF4	1/2" - 14 BSPP	steel	95.67	2.77	70.4	1.98	50.3	1-1/2"	0.47	-	20
1/2"	4STBF4-SS	1/2" - 14 BSPP	316 stainless	366.20	2.77	70.4	1.98	50.3	1-1/2"	0.49	-	20
1/2"	4STOF4	3/4" - 16 ORB	steel	100.03	2.77	70.4	1.98	50.3	1-1/2"	0.49	-	20
3/4"	6STF6	3/4" - 14 NPTF	steel	133.11	3.03	77.0	2.35	59.7	1-3/4"	1.98	-	10
3/4"	6STF6-SS	3/4" - 14 NPTF	316 stainless	636.85	3.03	77.0	2.35	59.7	1-3/4"	2.05	-	10
3/4"	6STBF6	3/4" - 14 BSPP	steel	133.11	3.03	77.0	2.351	59.7	1-3/4"	1.98	-	10
3/4"	6STBF6-SS	3/4" - 14 BSPP	316 stainless	636.85	3.03	77.0	2.35	59.7	1-3/4"	2.05	-	10
3/4"	6STOF6	1-1/16" - 12 ORB	steel	144.69	3.03	77.0	2.35	59.7	1-3/4"	1.89	-	10
1"	8STF8	1" - 11 1/2 NPTF	steel	240.76	3.33	84.6	2.73	69.3	2"	2.78	-	10
1"	8STF8-SS	1" - 11 1/2 NPTF	316 stainless	1002.46	3.33	84.6	1.55	39.3	2"	2.83	-	10
1"	8STBF8	1" - 11 BSPP	steel	240.76	3.33	84.6	2.73	69.3	2"	2.78	-	10
1"	8STBF8-SS	1" - 11 BSPP	316 stainless	1002.46	3.33	84.6	2.73	69.3	2"	2.83	-	10
1"	8STOF8	1-5/16" - 12 ORB	steel	265.14	3.33	84.6	2.73	69.3	2"	2.71	-	10
1"	8STF10	1-1/4" - 11 1/2 NPTF	steel	281.28	3.67	93.2	2.73	69.3	2"	2.84	-	10
1"	8STF10-SS	1-1/4" - 11 1/2 NPTF	316 stainless	1202.95	3.67	93.2	2.73	69.3	2"	2.90	-	10
1"	8STBF10	1-1/4" - 11 BSPP	steel	281.28	3.67	93.2	2.73	69.3	2"	2.84	-	10
1"	8STBF10-SS	1-1/4" - 11 BSPP	316 stainless	1202.95	3.67	93.2	2.73	69.3	2"	2.90	-	10
1"	8STOF10	1-5/8" - 12 ORB	steel	289.21	3.67	93.2	2.73	69.3	2"	2.79	-	10

ST-Series Hydraulic Couplings




Body Size	ST-Series Snap-Tite 71-Series 'Old Style' Interchange Coupler (Female Threads)											
	Part Detail			List Price	Length		Maximum OD		Hex Inch	Weight Lb	Package Qty	
	Part Number	Threads	Material		Inch	mm	Inch	mm			Bag	Box
1"	8STF8-V2	1" - 11 1/2 NPTF	steel	\$261.03	4.55	115.6	2.74	69.6	2"	2.83	-	10
1"	8STBF8-V2	1" - 11 BSPP	steel	261.03	4.55	115.6	2.74	69.6	2"	2.84	-	10
1"	8STF10-V2	1-1/4" - 11 1/2 NPTF	steel	289.23	4.90	124.5	2.74	69.6	2"	2.87	-	10
2"	16STF12	1-1/2" - 11 1/2 NPTF	steel	1331.15	6.20	157.5	4.47	113.5	3.78"	9.07	-	1
2"	16STBF12	1-1/2" - 11 BSPP	steel	1331.15	6.20	157.5	4.47	113.5	3.78"	9.07	-	1
2"	16STOF12	1-7/8" - 12 ORB	steel	1389.02	6.20	157.5	4.47	113.5	3.78"	8.96	-	1
2"	16STF16	2" - 11 1/2 NPTF	steel	1331.15	6.20	157.5	4.47	113.5	3.78"	8.74	-	1
2"	16STF16-SS	2" - 11 1/2 NPTF	316 stainless	2240.78	6.20	157.5	4.47	113.5	3.78"	8.74	-	1
2"	16STBF16	2" - 11 BSPP	steel	1331.15	6.20	157.5	4.47	113.5	3.78"	8.74	-	1
2"	16STOF16	2-1/2" - 12 ORB	steel	1389.02	6.20	157.5	4.47	113.5	3.78"	8.63	-	1

ST Series Profiles



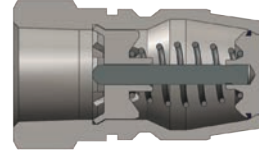
Note: Minimum burst pressure ratings were established under laboratory conditions using a Static Burst Unit (SBU). For high impulse applications and to meet Det Norske Veritas (DNV) compliance, the burst pressure must be divided by four (4) to ensure a 4:1 safety factor during system operation.

ST-Series Hydraulic Couplings



Body Size	ST-Series Snap-Tite 71-Series Interchange Nipple (Female Threads)											
	Part Detail			List Price	Length		Maximum OD		Hex Inch	Weight Lb	Package Qty	
	Part Number	Threads	Material		Inch	mm	Inch	mm			Bag	Box
1/4"	ST2F2	1/4" - 18 NPTF	steel	\$49.47	1.84	46.7	0.90	22.9	13/16"	0.16	5	25
1/4"	ST2F2-SS	1/4" - 18 NPTF	316 stainless	113.17	1.84	46.7	0.90	22.9	13/16"	0.16	5	25
1/4"	ST2BF2	1/4" - 19 BSPP	steel	49.47	1.84	46.7	0.90	22.9	13/16"	0.16	5	25
1/4"	ST2BF2-SS	1/4" - 19 BSPP	316 stainless	113.17	1.84	46.7	0.90	22.9	13/16"	0.16	5	25
3/8"	ST3F2	1/4" - 18 NPTF	steel	41.55	2.32	58.9	1.48	37.6	1"	0.29	5	25
3/8"	ST3F3	3/8" - 18 NPTF	steel	41.55	2.32	58.9	1.48	37.6	1"	0.26	5	25
3/8"	ST3F3-SS	3/8" - 18 NPTF	316 stainless	118.73	2.32	58.9	1.48	37.6	1"	0.26	5	25
3/8"	ST3BF3	3/8" - 19 BSPP	steel	41.55	2.32	58.9	1.48	37.6	1"	0.26	5	25
3/8"	ST3BF3-SS	3/8" - 19 BSPP	316 stainless	118.73	2.32	58.9	1.48	37.6	1"	0.26	5	25
3/8"	ST3F4	1/2" - 14 NPTF	steel	41.55	2.32	58.9	1.48	37.6	1"	0.26	5	25
3/8"	ST3F4-SS	1/2" - 14 NPTF	316 stainless	118.73	2.32	58.9	1.48	37.6	1"	0.26	5	25
3/8"	ST3BF4	1/2" - 14 BSPP	steel	41.55	2.32	58.9	1.48	37.6	1"	0.26	5	25
3/8"	ST3BF4-SS	1/2" - 14 BSPP	316 stainless	118.73	2.32	58.9	1.48	37.6	1"	0.26	5	25
1/2"	ST4F4	1/2" - 14 NPTF	steel	62.75	2.37	60.2	1.65	41.9	1-1/2"	0.42	-	20
1/2"	ST4F4-SS	1/2" - 14 NPTF	316 stainless	131.85	2.37	60.2	1.65	41.9	1-1/2"	0.42	-	20
1/2"	ST4BF4	1/2" - 14 BSPP	steel	62.75	2.37	60.2	1.65	41.9	1-1/2"	0.42	-	20
1/2"	ST4BF4-SS	1/2" - 14 BSPP	316 stainless	131.85	2.37	60.2	1.65	41.9	1-1/2"	0.42	-	20
1/2"	ST4OF4	3/4" - 16 ORB	steel	65.55	2.37	60.2	1.65	41.9	1-1/2"	0.42	-	20
3/4"	ST6F6	3/4" - 14 NPTF	steel	72.35	2.96	75.2	1.92	48.8	1-3/4"	1.09	-	10
3/4"	ST6F6-SS	3/4" - 14 NPTF	316 stainless	294.84	2.96	75.2	1.92	48.8	1-3/4"	1.14	-	10
3/4"	ST6BF6	3/4" - 14 BSPP	steel	72.35	2.96	75.2	1.92	48.8	1-3/4"	1.09	-	10
3/4"	ST6BF6-SS	3/4" - 14 BSPP	316 stainless	294.84	2.96	75.2	1.92	48.8	1-3/4"	1.14	-	10
3/4"	ST6OF6	1-1/16" - 12 ORB	steel	78.48	2.96	75.2	1.92	48.8	1-3/4"	1.01	-	10
1"	ST8F8	1" - 11 1/2 NPTF	steel	107.65	3.22	81.8	2.10	53.3	1-7/8"	1.48	-	10
1"	ST8F8-SS	1" - 11 1/2 NPTF	316 stainless	331.27	3.22	81.8	2.10	53.3	1-7/8"	1.56	-	10
1"	ST8BF8	1" - 11 BSPP	steel	107.65	3.22	81.8	2.10	53.3	1-7/8"	1.48	-	10
1"	ST8BF8-SS	1" - 11 BSPP	316 stainless	331.27	3.22	81.8	2.10	53.3	1-7/8"	1.56	-	10
1"	ST8OF8	1-5/16" - 12 ORB	steel	115.75	3.22	81.8	2.10	53.3	1-7/8"	1.37	-	10
1"	ST8F10	1-1/4" - 11 1/2 NPTF	steel	147.01	3.48	88.4	2.20	55.9	2"	1.63	-	10
1"	ST8F10-SS	1-1/4" - 11 1/2 NPTF	316 stainless	406.88	3.48	88.4	2.20	55.9	2"	1.69	-	10
1"	ST8BF10	1-1/4" - 11 BSPP	steel	147.01	3.48	88.4	2.20	55.9	2"	1.63	-	10
1"	ST8BF10-SS	1-1/4" - 11 BSPP	316 stainless	406.88	3.48	88.4	2.20	55.9	2"	1.69	-	10
1"	ST8OF10	1-5/8" - 12 ORB	steel	155.11	3.48	88.4	2.20	55.9	2"	1.54	-	10

ST-Series Hydraulic Couplings



Body Size	ST-Series Snap-Tite 71-Series 'Old Style' Interchange Nipple (Female Threads)											
	Part Detail			List Price	Length		Maximum OD		Hex Inch	Weight Lb	Package Qty	
	Part Number	Threads	Material		Inch	mm	Inch	mm			Bag	Box
1"	ST8F8-V2	1" - 11 1/2 NPTF	steel	\$116.35	3.26	82.8	1.92	48.8	1-3/4"	1.53	-	10
1"	ST8BF8-V2	1" - 11 BSPP	steel	116.35	3.26	82.8	1.92	48.8	1-3/4"	1.48	-	10
1"	ST8F10-V2	1-1/4" - 11 1/2 NPTF	steel	129.84	3.5	88.9	1.98	50.3	2"	1.48	-	10
2"	ST16F12	1-1/2" - 11 1/2 NPTF	steel	715.35	4.50	114.3	3.48	88.4	3-1/4"	4.32	-	1
2"	ST16BF12	1-1/2" - 11 BSPP	steel	715.35	4.50	114.3	3.48	88.4	3-1/4"	4.32	-	1
2"	ST16OF12	1-7/8" - 12 ORB	steel	781.33	4.50	114.3	3.48	88.4	3-1/4"	4.21	-	1
2"	ST16F16	2" - 11 1/2 NPTF	steel	715.35	4.50	114.3	3.48	88.4	3-1/4"	4.16	-	1
2"	ST16F16-SS	2" - 11 1/2 NPTF	316 stainless	1533.17	4.50	114.3	3.48	88.4	3-1/4"	4.16	-	1
2"	ST16BF16	2" - 11 BSPP	steel	715.35	4.50	114.3	3.48	88.4	3-1/4"	4.16	-	1
2"	ST16OF16	2-1/2" - 12 ORB	steel	803.42	4.50	114.3	3.48	88.4	3-1/4"	4.05	-	1

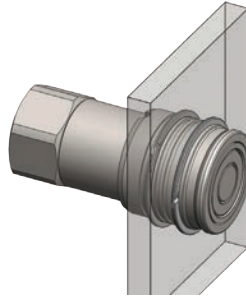


Body Size	ST-Series Coupler Dust Plug						
	Part Detail			List Price	Weight Lb	Package Qty	
	Part Number	Lanyard	Body			Bag	Box
1/4"	2STDP-A	SS Bead Chain	aluminum	\$9.54	0.15	5	25
3/8"	3STDP-A	SS Bead Chain	aluminum	10.25	0.18	5	25
1/2"	4STDP-A	SS Bead Chain	aluminum	10.89	0.23	5	25
3/4"	6STDP-A	SS Bead Chain	aluminum	32.30	0.36	-	10
1"	8STDP-A	SS Bead Chain	aluminum	40.96	0.39	-	10
1"-V2	8STDP-A-V2	SS Bead Chain	aluminum	40.96	0.48	-	10
2"	16STDP-A	SS Bead Chain	aluminum	98.95	0.94	-	1



Body Size	ST-Series Nipple Dust Plug						
	Part Detail			List Price	Weight Lb	Package Qty	
	Part Number	Lanyard	Body			Bag	Box
1/4"	ST2DC-A	SS Bead Chain	aluminum	\$9.54	0.16	5	25
3/8"	ST3DC-A	SS Bead Chain	aluminum	10.11	0.19	5	25
1/2"	ST4DC-A	SS Bead Chain	aluminum	13.92	0.22	5	25
3/4"	ST6DC-A	SS Bead Chain	aluminum	27.87	0.26	-	10
1"	ST8DC-A	SS Bead Chain	aluminum	36.26	0.28	-	10
1-1/2"	ST8DC-A-V2	SS Bead Chain	aluminum	36.26	0.46	-	10
2"	ST16DC-A	SS Bead Chain	aluminum	107.72	0.76	-	1

ST-Series Hydraulic Couplings



Body Size	ST-Series Snap-Tite 71-Series Interchange Coupler Bulkhead Kits						
	Part Detail			List Price	Bulkhead Kit Contents	Package Qty	
	Part Number	Mounting Hole ID	Ring Material			Bag	Box
1/4"	2ST-BMK	1.250"	steel	\$4.23	Two 360° Retaining Rings	1	25
3/8"	3ST-BMK	1.625"	steel	4.63	Two 360° Retaining Rings	1	25
1/2"	4ST-BMK	2.000"	steel	5.07	Two 360° Retaining Rings	1	25
3/4"	6ST-BMK	2.375"	steel	5.72	Two 360° Retaining Rings	1	25

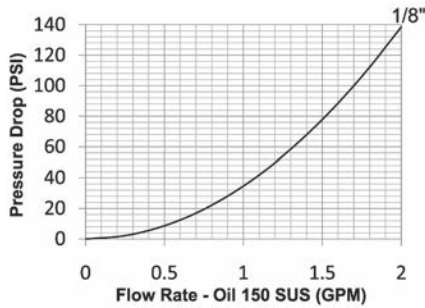
Body Size	ST-Series Snap-Tite 71-Series Interchange Coupler Seal Kits						
	Part Detail			List Price	Seal Kit Contents	Package Qty	
	Part Number	Coupler Style	Seal Material			Bag	Box
1/4"	2ST-SKIT	all	Nitrile	\$4.78	Two Seals and Anti-Extrusion Rings	25	200
3/8"	3ST-SKIT	all	Nitrile	5.37	Two Seals and Anti-Extrusion Rings	25	200
1/2"	4ST-SKIT	all	Nitrile	5.83	Two Seals and Anti-Extrusion Rings	25	200
3/4"	6ST-SKIT	all	Nitrile	6.24	Two Seals and Anti-Extrusion Rings	25	200
1"	8ST-SKIT	all	Nitrile	6.40	Two Seals and Anti-Extrusion Rings	25	200
1"	8ST-SKIT-V2	all	Nitrile	6.40	Three Seals and Two Anti-Extrusion Rings	25	200
2"	16ST-SKIT	all	Nitrile	7.53	Three Seals and Two Anti-Extrusion Rings	10	100

Body Size	ST-Series Snap-Tite 71-Series Interchange Nipple Seal Kits						
	Part Detail			List Price	Seal Kit Contents	Package Qty	
	Part Number	Coupler Style	Seal Material			Bag	Box
1/4"	ST2-SKIT	all	Nitrile	\$4.47	Valve O-Ring/Back-up and Adapter O-Ring	25	200
3/8"	ST3-SKIT	all	Nitrile	5.10	Valve O-Ring/Back-up and Adapter O-Ring	25	200
1/2"	ST4-SKIT	all	Nitrile	5.45	Valve O-Ring/Back-up and Adapter O-Ring	25	200
3/4"	ST6-SKIT	all	Nitrile	5.88	Valve O-Ring/Back-up and Adapter O-Ring	25	200
1"	ST8-SKIT	all	Nitrile	6.07	Valve O-Ring/Back-up and Adapter O-Ring	25	200
2"	ST16-SKIT	all	Nitrile	7.28	Main Valve Seal	25	200

PD-Series Hydraulic Couplings

Interchange Data:

- Interchangeable to ISO15171-1
- Parker PD-Series, Aeroquip FD90, Tomco Series DK



Materials:

- Machined components are manufactured using solid steel bar stock.
- Stainless steel balls, retaining rings, and springs maximize corrosion resistance and extend service life.
- Steel nipples are machined from solid steel bar stock and hardened.
- Steel componentry is plated using ROHS Compliant Trivalent Chrome.

Seal Components:

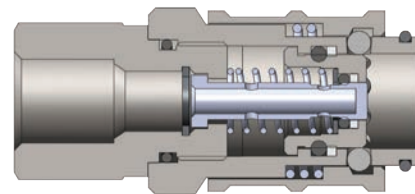
- Nitrile (Buna-N) seals are standard, providing a temperature range of -40°F to +250°F (-40°C to +121°C).
- PTFE anti-extrusion ring protects main coupler O-Ring from dynamic impulse pressure damage.

Rated Pressure Chart:


PD-Series ISO15171-1 Diagnostic Interchange								
Body Size	Steel Coupler/Plug Connected				Steel Plug Disconnected			
	Maximum Working		Burst		Maximum Working		Burst	
	PSI	Bar	PSI	Bar	PSI	Bar	PSI	Bar
	1/8"	6,000	400	18,700	1,300	6,000	400	24,000

Technical Specifications:

Body Size	Interchange Standards				Functional Parameters				
	U.S. Military	U.S. Government	International Standards	ANSI/NFPA Standards	Locking Ball Quantity	Air Inclusion	Fluid Loss	Vacuum Rating	Flow ΔP = 22 PSI
1/8"	-	-	ISO15171-1	SAE J1502	10	0.02	0.1	27.4	0.8

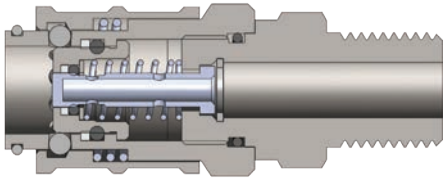


PD-Series ISO15171-1 Diagnostic Coupler (Female Threads)												
Body Size	Part Detail			List Price	Length		Maximum OD		Hex mm	Weight Lb	Package Qty	
	Part Number	Threads	Material		Inch	mm	Inch	mm			Bag	Box
1/8"	1PDF1	1/8" - 27 NPT	steel	\$47.11	2.13	54.102	0.98	24.892	21	0.18	10	100
1/8"	1PDF2	1/4" - 18 NPT	steel	47.11	2.13	54.102	0.98	24.892	21	0.16	10	100




PD-Series ISO15171-1 Diagnostic Nipple (Female Threads)												
Body Size	Part Detail			List Price	Length		Maximum OD		Hex mm	Weight Lb	Package Qty	
	Part Number	Threads	Material		Inch	mm	Inch	mm			Bag	Box
1/8"	PD1F1	1/8" - 27 NPT	steel	\$15.37	1.88	47.752	0.76	19.304	17	0.04	10	100
1/8"	PD1F2	1/4" - 18 NPT	steel	11.57	1.88	47.752	0.76	19.304	17	0.04	10	100


PD-Series Hydraulic Couplings



Body Size	PD-Series ISO15171-1 Diagnostic Coupler (Male Threads)											
	Part Detail			List Price	Length		Maximum OD		Hex mm	Weight Lb	Package Qty	
	Part Number	Threads	Material		Inch	mm	Inch	mm			Bag	Box
1/8"	1PDM2	1/4" - 18 NPT	steel	\$47.11	2.28	57.9	0.98	24.9	21	0.18	10	100



Body Size	PD-Series ISO15171-1 Diagnostic Nipple (Male Threads)											
	Part Detail			List Price	Length		Maximum OD		Hex mm	Weight Lb	Package Qty	
	Part Number	Threads	Material		Inch	mm	Inch	mm			Bag	Box
1/8"	PD1M1	1/8" - 27 NPT	steel	\$12.73	1.98	50.292	0.76	19.304	17	0.05	10	100
1/8"	PD1M2	1/4" - 18 NPT	steel	11.57	1.48	37.592	0.76	19.304	17	0.04	10	100



Body Size	PD-Series ISO15171-1 Diagnostic Nipple (Male ORB Threads)											
	Part Detail			List Price	Length		Maximum OD		Hex mm	Weight Lb	Package Qty	
	Part Number	Threads	Material		Inch	mm	Inch	mm			Bag	Box
1/8"	PD1OM2	7/16" - 20 ORB	steel	\$12.44	1.93	49.0	0.76	19.304	17	0.06	10	100
1/8"	PD1OM3	9/16" - 18 ORB	steel	12.15	1.48	37.592	0.76	19.304	17	0.06	10	100

Body Size	PD-Series Nipple Dust Cap				
	Part Detail		List Price	Package Qty	
	Part Number	Material		Bag	Box
1/8"	H1DC	Nitrile	\$3.07	5	50

PD Series Profile

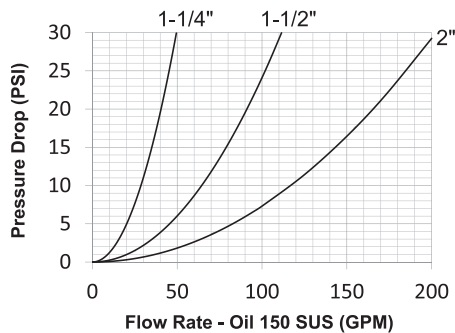
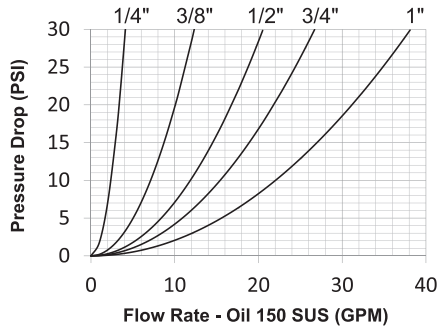


NEW VEP-Series Hydraulic Couplings

Interchange Data:

- Interchangeable with Stucchi VEP-P/VEP-HD Series, DNP PST4/FSI Series, Voswinkel FT Series, and Parker FET-Series

Pressure Drop:

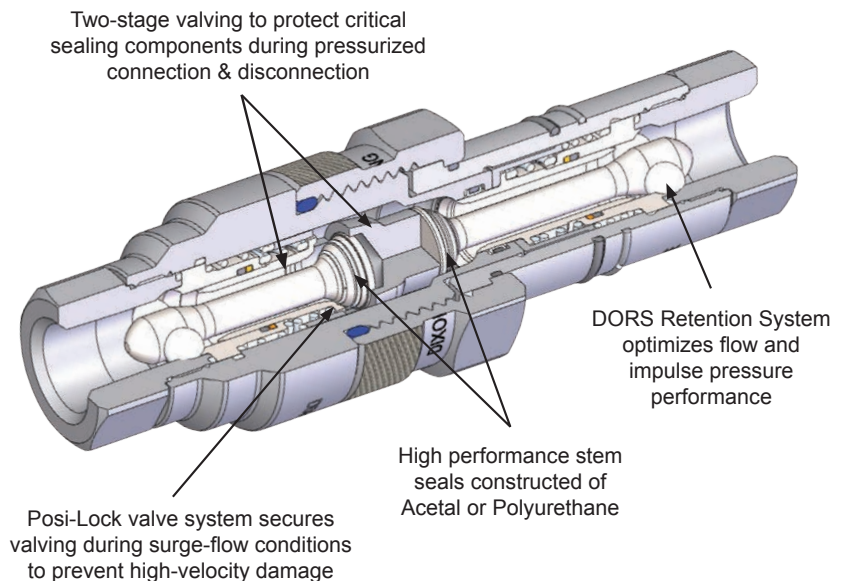


Materials:

- Machined components are manufactured using solid steel bar stock
- Stainless steel retaining rings and springs maximize corrosion resistance and extend service life
- Steel components are plated using ROHS Compliant Trivalent Chrome

Seal Components:

- Nipples have Nitrile-Energized PTFE valve seals, with a temperature range of -40°F to +250°F (-40°C to +121°C)
- 3/8" nipples have molded Polyurethane valve seals, with a temperature range of -65°F to +212°F (-54°C to +100°C)
- 1/4" to 3/4" valve stems have molded Acetal seals, with a temperature range of -65°F to +212°F (-54°C to +100°C)
- 1" to 2" valve stems have molded Polyurethane seals, with a temperature range of -65°F to +212°F (-54°C to +100°C)
- Ancillary coupler and nipple seals are Nitrile (Buna-N), with a temperature range of -40°F to +250°F (-40°C to +121°C)
- TPC-ET Anti-Extrusion ring protects main coupling valve seal from dynamic impulse pressure damage



Rated Pressure Chart:

VEP-Series Interchange																
Body Size	Pressure Rating				Burst Pressure						Max. Pressure Connect ³		Max. Pressure Disconnect ³		Rated Flow ΔP=21.75psi	
	ISO Working ¹		Max. Impulse ²		Connected		Coupler		Plug		psi	MPa	psi	MPa	GPM	L/min
	psi	MPa	psi	MPa	psi	MPa	psi	MPa	psi	MPa	psi	MPa	psi	MPa		
1/4"	6,000	40	9,000	62	24,000	165	22,000	152	22,000	152	5,500	38	5,500	38	3.5	13
3/8"	5,500	38	8,000	55	22,000	152	18,000	124	20,000	138	4,500	31	4,500	31	10.5	40
1/2"	5,500	38	8,000	55	22,000	152	18,000	124	20,000	138	4,500	31	4,500	31	17.5	66
3/4"	5,500	38	8,000	55	22,000	152	18,000	124	20,000	138	4,500	31	4,500	31	22.7	85
1"	5,500	38	7,500	52	22,000	152	14,500	100	20,000	138	3,625	25	3,625	25	32.5	123
1-1/4"	5,000	35	7,000	48	20,000	138	14,500	100	16,000	110	3,625	25	3,625	25	46.4	174
1-1/2"	4,500	31	5,800	40	18,000	124	12,000	83	14,500	100	3,000	21	3,000	21	95.0	360
2"	4,000	28	5,000	35	18,000	124	12,000	83	14,500	100	3,000	21	3,000	21	172.5	653

¹ Couplings Impulse tested in accordance with ISO7241-2 for 1,000,000 cycles connected and 100,000 cycles disconnected at 133% of ISO Working Pressure.


² Couplings Impulse tested in accordance with ISO7241-2 for 100,000 cycles connected and disconnected at Maximum Impulse pressure listed

³ System temperature for Maximum Connect/Disconnect Pressure must not exceed 150°F (65°C)

NEW VEP-Series Hydraulic Couplings


How to Connect & Disconnect the VEP-Series Coupling

1. Prior to connecting, thoroughly clean all mating surfaces and threads on both halves, then pull the coupler sleeve forward.
2. To initiate the connection, align the coupler and plug, pushing/turning the coupler sleeve towards the plug while engaging the threads. Keep the mating halves aligned during the connection process.
3. Allow the threads to pull the coupler onto the plug, do not push the coupler onto the plug.
4. The first phase of the connection should be threaded by hand, without the use of tools. Please note the connection sleeve may seize when dirt and debris accumulate in the threads - wipe away debris with a cloth, compressed air, or a brush.
5. The second phase of the connection may require a wrench if the pressure is higher than anticipated.
6. Continue to thread the coupler sleeve onto the plug until the end of the sleeve meets the plug body.
7. To disconnect, use a wrench to break the coupler sleeve free and keep the mating halves aligned during the disconnection process.



Body Size	NEW VEP-Series Interchange Coupler (Female Threads)									
	Part Detail		List Price	Length		Maximum OD		Hex mm	Weight Lb	Box Qty
	Part Number	Threads		Inch	mm	Inch	mm			
1/4"	2VEPF2	1/4" - 18 NPTF	\$108.77	2.14	54.4	1.49	37.8	22	0.49	20
1/4"	2VEPBF2	1/4" - 19 BSPP	108.77	2.14	54.4	1.49	37.8	22	0.49	20
1/4"	2VEPOF3	9/16" - 18 ORB	119.65	2.14	54.4	1.49	37.8	22	0.49	20
3/8"	3VEPF3	3/8" - 18 NPTF	121.80	2.55	64.8	1.62	41.1	25	0.63	20
3/8"	3VEPBF3	3/8" - 19 BSPP	123.36	2.55	64.8	1.62	41.1	25	0.63	20
3/8"	3VEPOF4	3/4" - 16 ORB	126.54	2.77	70.4	1.62	41.1	25	0.67	20
3/8"	3VEPF4	1/2" - 14 NPTF	124.53	2.77	70.4	1.62	41.1	28	0.66	20
3/8"	3VEPBF4	1/2" - 14 BSPP	123.36	2.77	70.4	1.62	41.1	28	0.66	20
1/2"	4VEPF4	1/2" - 14 NPTF	158.55	3.08	78.2	1.98	50.3	30	1.36	15
1/2"	4VEPBF4	1/2" - 14 BSPP	162.99	3.08	78.2	1.98	50.3	30	1.36	15
1/2"	4VEPOF4	3/4" - 16 ORB	164.69	3.08	78.2	1.98	50.3	30	1.38	15
1/2"	4VEPOF5	7/8" - 14 ORB	164.69	3.18	80.8	1.98	50.3	32	1.43	15
1/2"	4VEPF6	3/4" - 14 NPTF	162.65	3.38	85.9	1.98	50.3	38	1.57	15
1/2"	4VEPBF6	3/4" - 14 BSPP	162.99	3.38	85.9	1.98	50.3	38	1.57	15
1/2"	4VEPOF6	1-1/16" - 12 ORB	164.69	3.58	90.9	1.98	50.3	38	1.59	15
3/4"	6VEPF6	3/4" - 14 NPTF	206.17	3.37	85.6	2.19	55.6	38	1.70	1
3/4"	6VEPBF6	3/4" - 14 BSPP	211.11	3.37	85.6	2.19	55.6	38	1.70	1
3/4"	6VEPOF6	1-1/16" - 12 ORB	206.17	3.37	85.6	2.19	55.6	38	1.70	1
1"	8VEPF8	1" - 11 1/2 NPTF	261.27	3.89	98.8	2.46	62.5	44	2.44	1
1"	8VEPBF8	1" - 11 BSPP	265.86	3.89	98.8	2.46	62.5	44	2.44	1
1"	8VEPOF8	1-5/16" - 12 ORB	263.30	3.89	98.8	2.46	62.5	44	2.44	1
1-1/4"	10VEPF10	1-1/4" - 11 1/2 NPTF	302.10	4.40	111.8	2.70	68.6	55	3.76	1
1-1/4"	10VEPBF10	1-1/4" - 11 BSPP	316.90	4.40	111.8	2.70	68.6	55	3.76	1
1-1/4"	10VEPOF10	1-5/8" - 12 ORB	305.27	4.40	111.8	2.70	68.6	55	3.75	1
1-1/2"	12VEPF12	1-1/2" - 11 1/2 NPTF	825.16	5.28	134.1	3.74	95.0	63	9.09	1
1-1/2"	12VEPBF12	1-1/2" - 11 BSPP	875.39	5.28	134.1	3.74	95.0	63	9.09	1
1-1/2"	12VEPOF12	1-7/8" - 12 ORB	842.87	5.28	134.1	3.74	95.0	63	9.10	1
2"	16VEPF16	2" - 11 1/2 NPTF	2490.60	9.42	239.3	7.39	187.7	89	33.56	1
2"	16VEPBF16	2" - 11 BSPP	2956.16	9.42	239.3	7.39	187.7	89	33.56	1
2"	16VEPOF16	2" - 12 ORB	2490.60	9.42	239.3	7.39	187.7	89	33.56	1

NEW VEP-Series Hydraulic Couplings



NEW VEP-Series Interchange Nipples (Female Threads)										
Body Size	Part Detail		List Price	Length		Maximum OD		Hex mm	Weight Lb	Box Qty
	Part Number	Threads		Inch	mm	Inch	mm			
			1/4"					VEP2F2	1/4" - 18 NPTF	\$102.09
1/4"	VEP2BF2	1/4"-19 BSPP	102.09	2.67	67.8	1.35	34.3	22	0.53	20
1/4"	VEP2OF3	9/16" - 18 ORB	112.30	2.67	67.8	1.35	34.3	22	0.53	20
3/8"	VEP3F3	3/8" - 18 NPTF	138.15	3.28	83.3	1.48	37.6	25	0.76	20
3/8"	VEP3BF3	3/8" - 19 BSPP	141.26	3.28	83.3	1.48	37.6	25	0.76	20
3/8"	VEP3OF4	3/4" - 16 ORB	142.92	3.50	88.9	1.48	37.6	25	0.79	20
3/8"	VEP3F4	1/2" - 14 NPTF	140.86	3.50	88.9	1.48	37.6	28	0.78	20
3/8"	VEP3BF4	1/2" - 14 BSPP	141.26	3.50	88.9	1.48	37.6	28	0.78	20
1/2"	VEP4F4	1/2" - 14 NPTF	158.55	3.87	98.3	1.86	47.2	30	1.30	10
1/2"	VEP4BF4	1/2" - 14 BSPP	162.99	3.87	98.3	1.86	47.2	30	1.30	10
1/2"	VEP4OF4	3/4" - 16 ORB	164.69	3.87	98.3	1.86	47.2	30	1.30	10
1/2"	VEP4OF5	7/8" - 14 ORB	164.69	3.97	100.8	1.86	47.2	32	1.35	10
1/2"	VEP4F6	3/4" - 14 NPTF	162.65	4.07	103.4	1.86	47.2	38	1.49	10
1/2"	VEP4BF6	3/4" - 14 BSPP	162.99	4.07	103.4	1.86	47.2	38	1.49	10
1/2"	VEP4OF6	1-1/16" - 12 ORB	164.69	4.27	108.5	1.86	47.2	38	1.51	10
3/4"	VEP6F6	3/4" - 14 NPTF	185.76	4.12	104.6	1.98	50.3	38	1.84	1
3/4"	VEP6BF6	3/4" - 14 BSPP	190.70	4.12	104.6	1.98	50.3	38	1.84	1
3/4"	VEP6OF6	1-1/16" - 12 ORB	185.76	4.12	104.6	1.98	50.3	38	1.84	1
1"	VEP8F8	1" - 11 1/2 NPTF	214.34	4.95	125.7	2.20	55.9	44	2.65	1
1"	VEP8BF8	1" - 11 BSPP	221.73	4.95	125.7	2.20	55.9	44	2.65	1
1"	VEP8OF8	1-5/16" - 12 ORB	216.35	4.95	125.7	2.20	55.9	44	2.65	1
1-1/4"	VEP10F10	1-1/4" - 11 1/2 NPTF	302.10	5.43	137.9	2.73	69.3	55	3.18	1
1-1/4"	VEP10BF10	1-1/4" - 11 BSPP	316.90	5.43	137.9	2.73	69.3	55	3.18	1
1-1/4"	VEP10OF10	1-5/8" - 12 ORB	305.27	5.43	137.9	2.73	69.3	55	3.17	1
1-1/2"	VEP12F12	1-1/2" - 11 1/2 NPTF	788.71	6.63	168.4	3.74	95.0	63	9.02	1
1-1/2"	VEP12BF12	1-1/2" - 11 BSPP	836.05	6.63	168.4	3.74	95.0	63	9.02	1
1-1/2"	VEP12OF12	1-7/8" - 12 ORB	807.43	6.63	168.4	3.74	95.0	63	9.03	1
2"	VEP16F16	2" - 11 1/2 NPTF	1852.00	11.08	281.4	5.70	144.8	89	28.35	1
2"	VEP16BF16	2" - 11 BSPP	1962.70	11.08	281.4	5.70	144.8	89	28.35	1
2"	VEP16OF16	2" - 12 ORB	1852.00	11.08	281.4	5.70	144.8	89	28.35	1

Body Size	VEP-Series Rigid Dust Plug				
	Part Number	List Price	Weight Lb	Package Qty	
				Bag	Box
1/4"	2VEPDP-A	\$27.01	0.06	5	50
3/8"	3VEPDP-A	31.03	0.13	5	50
1/2"	4VEPDP-A	48.55	0.13	5	25
3/4"	6VEPDP-A	51.29	0.19	5	25
1"	8VEPDP-A	52.62	0.31	-	10
1-1/4"	10VEPDP-A	53.98	0.38	-	10
1-1/2"	12VEPDP-A	134.90	1.00	-	5
2"	16VEPDP-A	197.61	3.80	-	1



Body Size	VEP-Series Rigid Dust Cap				
	Part Number	List Price	Weight Lb	Package Qty	
				Bag	Box
1/4"	VEP2DC-A	\$28.34	0.06	5	50
3/8"	VEP3DC-A	36.42	0.13	5	50
1/2"	VEP4DC-A	51.29	0.16	5	50
3/4"	VEP6DC-A	53.98	0.25	5	25
1"	VEP8DC-A	59.36	0.38	-	10
1-1/4"	VEP10DC-A	56.66	0.63	-	10
1-1/2"	VEP12DC-A	172.68	1.50	-	5
2"	VEP16DC-A	262.71	4.00	-	1

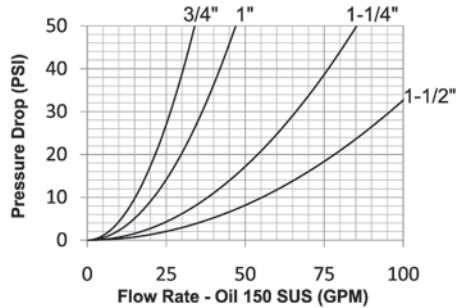


VEP Series dust caps and plugs are aluminum with a stainless steel bead chain

W-Series Hydraulic Couplings

Interchange Data:

- Aeroquip 5100-Series, Parker 6100-Series
- Snap-Tite 78-Series, Faster Series-FB, Safeway S51-Series



Materials:

- Machined components are manufactured using solid steel and brass bar stock.
- Stainless steel retaining rings, and springs maximize corrosion resistance and extend service life.
- Steel componentry is plated using ROHS Compliant Trivalent Chrome.
- Rugged steel cast wing nut for threaded connect and disconnect operation.
- For steel models, coupler valve sleeve and nipple valve are constructed of brass.

Seal Components:

- Nitrile (Buna-N) seals are standard, providing a temperature range of -40°F to +250°F (-40°C to +121°C).
- 3/4" and 1" couplings have a PTFE back-up ring on the valve sleeve to extend service life.
- Main coupler valve has a bonded face-seal to improve seal integrity during pressurized connection/disconnection.
- 3/4" and 1 1/2" nipple valve seal is bonded to the valve face to improve seal integrity and prolong service life.
- External O-Ring on plug indicates full connection and acts as a contamination shield in connected mode.
- Redundant O-Ring on the coupler body will engage nipple for secondary sealing support.

Rated Pressure Chart:

Body Size	W-Series Wingstyle Interchange (Connected)			
	Coupler/Plug			
	Maximum Working		Burst	
	PSI	Bar	PSI	Bar
3/4"	3,000	200	12,300	850
1"	3,000	200	14,100	1,000
1-1/4"	2,750	190	8,800	600
1-1/2"	2,500	170	8,800	600

Technical Specifications:

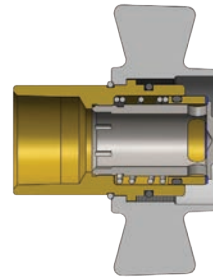

Body Size	Interchange Standards				Functional Parameters				
	U.S. Military	U.S. Government	International Standards	ANSI/NFPA Standards	Locking Mechanism	Air Inclusion	Fluid Loss	Vacuum Inch HG	Flow ΔP = 32 PSI
3/4"	-	-	-	-	Threaded	0.34cc	0.26cc	27.4	28 GPM
1"	-	-	-	-	Threaded	0.50cc	0.35cc	27.4	40 GPM
1-1/4"	-	-	-	-	Threaded	0.68cc	0.70cc	27.4	70 GPM
1-1/2"	-	-	-	-	Threaded	0.60cc	0.94cc	27.4	100 GPM

Although the wingstyle couplings are able to connect and disconnect while under pressure, it is recommended that hydraulic power supply be de-energized during connection to ensure operator safety. If it is not possible to de-energize the circuit, operators must be aware of their surroundings to ensure that an attachment or tool does not put them at risk, once hydraulic power is applied during the connection process.


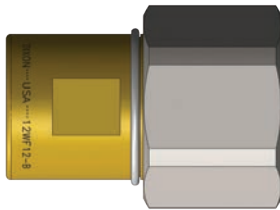


W-Series couplings are not recommended for continuous hydraulic impulse applications at rated pressures.

W-Series Hydraulic Couplings

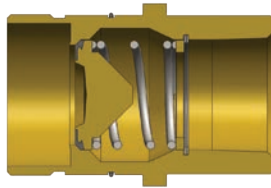


Body Size	W-Series Wingstyle Interchange Coupler (Female Threads)											
	Part Detail			List Price	Length		Maximum OD		Flats Inch	Weight Lb	Package Qty	
	Part Number	Threads	Material		Inch	mm	Inch	mm			Bag	Box
3/4"	6WF4-B	1/2" - 14 NPTF	brass	\$79.57	3.09	78.5	4.06	103.1	1.15"	1.30	-	10
3/4"	6WBF4-B	1/2" - 14 BSPP	brass	74.26	3.09	78.5	4.06	103.1	1.15"	1.30	-	10
3/4"	6WF6-B	3/4" - 14 NPTF	brass	79.57	3.09	78.5	4.06	103.1	1.15"	1.30	-	10
3/4"	6WBF6-B	3/4" - 14 BSPP	brass	95.48	3.09	78.5	4.06	103.1	1.15"	1.30	-	10
1"	8WF8-B	1" - 11 1/2 NPTF	brass	97.60	3.78	96.0	4.45	113.0	1.44"	1.89	-	10
1"	8WF8	1" - 11 1/2 NPTF	steel	100.79	3.78	96.0	4.45	113.0	1.44"	1.89	-	10
1"	8WBF8-B	1" - 11 BSPP	brass	97.60	3.78	96.0	4.45	113.0	1.44"	1.89	-	10
1-1/4"	10WF10-B	1-1/4" - 11 1/2 NPTF	brass	178.23	3.97	100.8	5.20	132.1	1.78"	2.76	-	5
1-1/4"	10WBF10-B	1-1/4" - 11 BSPP	brass	188.49	3.97	100.8	5.20	132.1	1.78"	2.76	-	5
1-1/2"	12WF12-B	1-1/2" - 11 1/2 NPTF	brass	212.18	4.08	103.6	5.35	135.9	2"	3.52	-	5
1-1/2"	12WBF12-B	1-1/2" - 11 BSPP	brass	228.09	4.08	103.6	5.35	135.9	2"	3.52	-	5




Body Size	W-Series Wingstyle Interchange Hex-Nut Coupler (Female Threads)											
	Part Detail			List Price	Length		Maximum OD		Flats Inch	Weight Lb	Package Qty	
	Part Number	Threads	Material		Inch	mm	Inch	mm			Bag	Box
3/4"	6WF4-B-HN	1/2" - 14 NPTF	brass	\$79.57	3.09	78.5	1.92	48.8	1.15"	1.07	-	10
3/4"	6WBF4-B-HN	1/2" - 14 BSPP	brass	95.48	3.09	78.5	1.92	48.8	1.15"	1.07	-	10
3/4"	6WF6-B-HN	3/4" - 14 NPTF	brass	79.57	3.09	78.5	1.92	48.8	1.15"	1.07	-	10
3/4"	6WBF6-B-HN	3/4" - 14 BSPP	brass	95.48	3.09	78.5	1.92	48.8	1.15"	1.07	-	10
1"	8WF8-B-HN	1" - 11 1/2 NPTF	brass	97.60	3.78	96.0	2.33	59.2	1.44"	1.63	-	10
1"	8WBF8-B-HN	1" - 11 BSPP	brass	113.52	3.78	96.0	2.33	59.2	1.44"	1.63	-	10
1-1/4"	10WF10-B-HN	1-1/4" - 11 1/2 NPTF	brass	178.23	3.97	100.8	2.75	69.9	1.78"	2.47	-	5
1-1/4"	10WBF10-B-HN	1-1/4" - 11 BSPP	brass	188.49	3.97	100.8	2.75	69.9	1.78"	2.47	-	5
1-1/2"	12WF12-B-HN	1-1/2" - 11 1/2 NPTF	brass	212.18	4.08	103.6	3.01	76.5	2"	3.15	-	5
1-1/2"	12WBF12-B-HN	1-1/2" - 11 BSPP	brass	228.09	4.08	103.6	3.01	76.5	2"	3.15	-	5

W-Series Hydraulic Couplings




Body Size	W-Series Wingstyle Interchange Nipple (Female Threads)											
	Part Detail			List Price	Length		Maximum OD		Hex Inch	Weight Lb	Package Qty	
	Part Number	Threads	Material		Inch	mm	Inch	mm			Bag	Box
3/4"	W6F4-B	1/2" - 14 NPTF	brass	\$56.23	3.10	78.7	1.78	45.2	1-5/16"	0.82	-	10
3/4"	W6BF4-B	1/2" - 14 BSPP	brass	72.14	3.10	78.7	1.78	45.2	1-5/16"	0.82	-	10
3/4"	W6F6-B	3/4" - 14 NPTF	brass	56.23	3.10	78.7	1.78	45.2	1-5/16"	0.76	-	10
3/4"	W6BF6-B	3/4" - 14 BSPP	brass	72.14	3.10	78.7	1.78	45.2	1-5/16"	0.76	-	10
1"	W8F8-B	1" - 11 1/2 NPTF	brass	60.47	3.55	90.2	2.00	50.8	1-9/16"	1.30	-	10
1"	W8F8	1" - 11 1/2 NPTF	steel	63.65	3.55	90.2	2.00	50.8	1-9/16"	1.30	-	10
1"	W8BF8-B	1" - 11 BSPP	brass	76.38	3.55	90.2	2.00	50.8	1-9/16"	1.30	-	10
1-1/4"	W10F10-B	1-1/4" - 11 1/2 NPTF	brass	125.19	3.71	94.2	2.38	60.5	1-7/8"	1.65	-	5
1-1/4"	W10BF10-B	1-1/4" - 11 BSPP	brass	141.10	3.71	94.2	2.38	60.5	1-7/8"	1.65	-	5
1-1/2"	W12F12-B	1-1/2" - 11 1/2 NPTF	brass	212.18	4.11	104.4	2.83	71.9	2-1/2"	2.61	-	5
1-1/2"	W12BF12-B	1-1/2" - 11 BSPP	brass	228.09	4.11	104.4	2.83	71.9	2-1/2"	2.61	-	5




nipple not included with flange

Body Size	W-Series Wingstyle Interchange Nipple Mounting Flange						
	Part Detail			List Price	Weight Lb	Package Qty	
	Part Number	Bolt Hole Size	Material			Bag	Box
3/4"	W6-BMF	0.201"	steel	\$4.77	0.07	5	50
1"	W8-BMF	0.201"	steel	6.37	0.07	5	50
1-1/4"	W10-BMF	0.201"	steel	8.49	0.29	5	50
1-1/2"	W12-BMF	0.201"	steel	10.61	0.76	5	50

W-Series Hydraulic Couplings



Body Size	W-Series Wingstyle Interchange Coupler Rigid Dust Plug						
	Part Detail			List Price	Weight Lb	Package Qty	
	Part Number	Lanyard	Body			Bag	Box
3/4"	6WDP	SS Bead Chain	steel	\$18.23	0.31	10	50
1"	8WDP	SS Bead Chain	steel	20.09	0.48	10	50
1-1/4"	10WDP	SS Bead Chain	steel	28.84	0.61	5	25
1-1/2"	12WDP	SS Bead Chain	steel	51.50	1.20	-	20



Body Size	W-Series Wingstyle Interchange Nipple Rigid Dust Cap						
	Part Detail			List Price	Weight Lb	Package Qty	
	Part Number	Lanyard	Body			Bag	Box
3/4"	W6DC	SS Bead Chain	steel	\$16.07	0.36	10	50
1"	W8DC	SS Bead Chain	steel	17.51	0.37	10	50
1-1/4"	W10DC	SS Bead Chain	steel	27.19	0.62	5	25
1-1/2"	W12DC	SS Bead Chain	steel	47.38	1.03	-	20

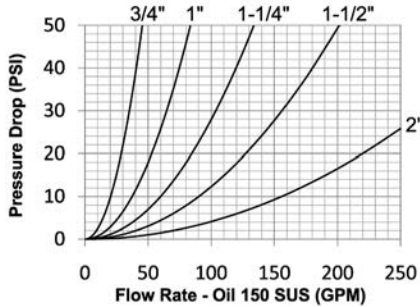
Body Size	W-Series Wingstyle Interchange Coupler Repair Kits						
	Part Detail			List Price	Repair Kit Contents (for one coupler)	Package Qty	
	Part Number	Coupler Style	Seal Material			Bag	Box
3/4"	6W-RKIT	all	Nitrile	\$29.52	Bonded Valve, O-Rings, and PTFE Backup	1	25
1"	8W-RKIT	all	Nitrile	33.85	Bonded Valve, O-Rings, and PTFE Backup	1	25
1-1/4"	10W-RKIT	all	Nitrile	35.54	Bonded Valve, O-Rings, and PTFE Backup	1	25
1-1/2"	12W-RKIT	all	Nitrile	37.36	Bonded Valve, O-Rings, and PTFE Backup	1	25

Body Size	W-Series Wingstyle Interchange Nipple Repair Kits						
	Part Detail			List Price	Repair Kit Contents (for one coupler)	Package Qty	
	Part Number	Coupler Style	Seal Material			Bag	Box
3/4"	W6-RKIT	all	Nitrile	\$9.92	Valve Assembly and O-Ring	1	25
1"	W8-RKIT	all	Nitrile	10.42	Valve Assembly and O-Ring	1	25
1-1/4"	W10-RKIT	all	Nitrile	18.06	Valve Assembly and O-Ring	1	25
1-1/2"	W12-RKIT	all	Nitrile	36.36	Valve Assembly and O-Ring	1	25

WS-Series Hydraulic Couplings

Interchange Data:

- High Pressure Wingstyle Interchange
- Snap-Tite 75-Series, Hydraulics Inc. Series-5TV



Materials:

- Machined components are manufactured using solid steel or 316 stainless steel bar stock.
- Stainless steel retaining rings, and springs maximize corrosion resistance and extend service life.
- Steel componentry is plated using ROHS Compliant Trivalent Chrome.
- Rugged high-strength steel shell-cast wing nut for threaded connect and disconnect operation.
- 316 stainless steel nipple connection-threads are coated to prevent galling during connection/disconnection.
- 1/4" and 1/2" 316 stainless steel couplers have a hex-nut connection sleeve.

Seal Components:

- Nitrile (Buna-N) seals are standard, providing a temperature range of -40°F to +250°F (-40°C to +121°C).
- PTFE anti-extrusion ring protects main coupling O-Ring from dynamic impulse pressure damage.
- Main valve seal is 'housed' to improve seal integrity during pressurized connection/disconnection.
- Blow-out Prevention (BOP) couplings contain fire service grade FKM seals - coupling has been fire tested and Lloyd's certified to 700°C (1300°F) in accordance with API 16D (Certificate #NAO 0601041/1).

Rated Pressure Chart:

Body Size	WS-Series High Pressure Wingstyle Interchange (Connected)							
	Steel Coupler/Plug				316 SS Coupler/Plug			
	Maximum Working		Burst		Maximum Working		Burst	
	PSI	Bar	PSI	Bar	PSI	Bar	PSI	Bar
3/4"	5,000	345	32,800	2,200	3,000	200	20,000	1,400
1"	5,000	345	25,100	1,700	3,000	200	20,000	1,400
1-1/4"	5,000	345	15,000	1,000	3,000	200	15,000	1,000
1-1/2"	5,000	345	19,300	1,300	3,000	200	15,000	1,000
2"	5,000	345	15,000	1,000	3,000	200	15,000	1,000

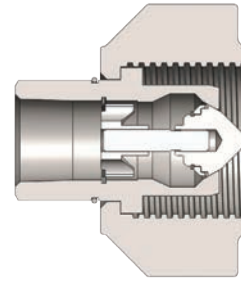
Technical Specifications:

Body Size	Interchange Standards				Functional Parameters				
	U.S. Military	U.S. Government	International Standards	ANSI/NFPA Standards	Locking Mechanism	Air Inclusion	Fluid Loss	Vacuum Inch HG	Flow ΔP = 30 PSI
3/4"	-	-	-	-	Threaded	10cc	10cc	27.4	35 GPM
1"	-	-	-	-	Threaded	23cc	15cc	27.4	65 GPM
1-1/4"	-	-	-	-	Threaded	50cc	30cc	27.4	105 GPM
1-1/2"	-	-	-	-	Threaded	100cc	60cc	27.4	160 GPM
2"	-	-	-	-	Threaded	200cc	135cc	27.4	270 GPM

List Price Seal Option Adders:


Body Size	Standard Seal Options								Standard Coupling Options							
	FKM		EPDM		Mil-Nitrile		Fuel Nitrile		Silicone		Wrench Flats		View Port		Oxy-Clean	
	Pre	Add \$	Pre	Add \$	Pre	Add \$	Pre	Add \$	Pre	Add \$	Suf	Add \$	Suf	Add \$	Suf	Add \$
3/4"	F-	\$6.16	P-	\$6.16	M-	\$6.16	JF-	\$6.16	S-	\$6.16	-WF	\$34.00	-VP	\$20.00	-C1	\$20.00
1"	F-	7.70	P-	7.70	M-	7.70	JF-	7.70	S-	7.70	-WF	34.00	-VP	20.00	-C1	20.00
1-1/4"	F-	12.32	P-	12.32	M-	12.32	JF-	12.32	S-	12.32	-WF	34.00	-VP	20.00	-C1	22.00
1-1/2"	F-	15.40	P-	15.40	M-	15.40	JF-	15.40	S-	15.40	-WF	38.00	-VP	24.00	-C1	22.00
2"	F-	21.56	P-	21.56	M-	21.56	JF-	21.56	S-	21.56	-WF	38.00	-VP	28.00	-C1	26.00

WS-Series Hydraulic Couplings




Body Size	WS-Series High Pressure Wingstyle Interchange Coupler (Female Threads)											
	Part Detail			List Price	Length		Maximum OD		Hex Inch	Weight Lb	Package Qty	
	Part Number	Threads	Material		Inch	mm	Inch	mm			Bag	Box
3/4"	6WSF4	1/2" - 14 NPTF	steel	\$163.52	2.76	70.1	3.23	82.0	-	1.86	-	5
3/4"	6WSF6	3/4" - 14 NPTF	steel	158.85	2.76	70.1	3.23	82.0	-	1.80	-	5
3/4"	6WSF6-SS	3/4" - 14 NPTF	316 stainless	2277.64	2.76	70.1	3.23	82.0	-	1.80	-	5
3/4"	6WSBF6	3/4" - 14 BSPP	steel	158.85	2.76	70.1	3.23	82.0	-	1.80	-	5
3/4"	6WSBF6-SS	3/4" - 14 BSPP	316 stainless	2277.64	2.76	70.1	3.23	82.0	-	1.80	-	5
3/4"	6WSOF6	1-1/16" - 12 ORB	steel	175.20	2.76	70.1	3.23	82.0	-	1.78	-	5
1"	8WSF8	1" - 11 1/2 NPTF	steel	238.28	3.45	87.6	4.00	101.6	-	3.30	-	5
1"	8WSF8-SS	1" - 11 1/2 NPTF	316 stainless	2569.64	3.45	87.6	4.00	101.6	-	3.30	-	5
1"	8WSBF8	1" - 11 BSPP	steel	238.28	3.45	87.6	4.00	101.6	-	3.30	-	5
1"	8WSBF8-SS	1" - 11 BSPP	316 stainless	2569.64	3.45	87.6	4.00	101.6	-	3.30	-	5
1"	8WSOF8	1-5/16" - 12 ORB	steel	268.64	3.45	87.6	4.00	101.6	-	3.26	-	5
1-1/4"	10WSF10	1-1/4" - 11 1/2 NPTF	steel	402.97	4.40	111.8	4.65	118.1	-	5.70	-	1
1-1/4"	10WSF10-SS	1-1/4" - 11 1/2 NPTF	316 stainless	4204.87	4.40	111.8	4.65	118.1	-	5.70	-	1
1-1/4"	10WSBF10	1-1/4" - 11 BSPP	steel	402.97	4.40	111.8	4.65	118.1	-	5.70	-	1
1-1/4"	10WSBF10-SS	1-1/4" - 11 BSPP	316 stainless	4204.87	4.40	111.8	4.65	118.1	-	5.70	-	1
1-1/4"	10WSOF10	1-5/8" - 12 ORB	steel	432.17	4.40	111.8	4.65	118.1	-	5.68	-	1
1-1/2"	12WSF12	1-1/2" - 11 1/2 NPTF	steel	595.69	5.13	130.3	5.43	137.9	-	8.90	-	1
1-1/2"	12WSF12-SS	1-1/2" - 11 1/2 NPTF	316 stainless	5139.29	5.13	130.3	5.43	137.9	-	8.90	-	1
1-1/2"	12WSBF12	1-1/2" - 11 BSPP	steel	595.69	5.13	130.3	5.43	137.9	-	8.90	-	1
1-1/2"	12WSBF12-SS	1-1/2" - 11 BSPP	316 stainless	5139.29	5.13	130.3	5.43	137.9	-	8.90	-	1
1-1/2"	12WSOF12	1-7/8" - 12 ORB	steel	642.41	5.13	130.3	5.43	137.9	-	8.87	-	1
2"	16WSF16	2" - 11 1/2 NPTF	steel	852.65	6.09	154.7	6.73	170.9	-	17.10	-	1
2"	16WSF16-SS	2" - 11 1/2 NPTF	316 stainless	6657.71	6.09	154.7	6.73	170.9	-	17.10	-	1
2"	16WSBF16	2" - 11 BSPP	steel	852.65	6.09	154.7	6.73	170.9	-	17.10	-	1
2"	16WSBF16-SS	2" - 11 BSPP	316 stainless	6657.71	6.09	154.7	6.73	170.9	-	17.10	-	1
2"	16WSOF16	2" - 12 ORB	steel	881.86	6.09	154.7	6.73	170.9	-	16.96	-	1

WS-Series Hydraulic Couplings



Body Size	WS-Series Blowout Prevention Safety Coupler (Female Threads)											
	Part Detail			List Price	Length		Maximum OD		Hex Inch	Weight Lb	Package Qty	
	Part Number	Threads	Material		Inch	mm	Inch	mm			Bag	Box
3/4"	6WSF4-BOP	1/2" - 14 NPTF	steel	\$245.28	2.76	70.1	3.23	82.0	-	1.86	-	5
3/4"	6WSF6-BOP	3/4" - 14 NPTF	steel	233.60	2.76	70.1	3.23	82.0	-	1.80	-	5
3/4"	6WSF6-SS-BOP	3/4" - 14 NPTF	316 stainless	2686.45	2.76	70.1	3.23	82.0	-	1.80	-	5
3/4"	6WSBF6-BOP	3/4" - 14 BSPP	steel	233.60	2.76	70.1	3.23	82.0	-	1.80	-	5
1"	8WSF8-BOP	1" - 11 1/2 NPTF	steel	327.05	3.45	87.6	4.00	101.6	-	3.30	-	5
1"	8WSF8-SS-BOP	1" - 11 1/2 NPTF	316 stainless	2803.25	3.45	87.6	4.00	101.6	-	3.30	-	5
1"	8WSBF8-BOP	1" - 11 BSPP	steel	327.05	3.45	87.6	4.00	101.6	-	3.30	-	5
1-1/4"	10WSF10-BOP	1-1/4" - 11 1/2 NPTF	steel	525.61	4.40	111.8	4.65	118.1	-	5.70	-	1
NEW 1-1/4"	10WSF10-SS-BOP	1-1/4" - 11 1/2 NPTF	316 stainless	4835.60	4.40	111.8	4.65	118.1	-	5.70	-	1
1-1/4"	10WSBF10-BOP	1-1/4" - 11 BSPP	steel	525.61	4.40	111.8	4.65	118.1	-	5.70	-	1
1-1/2"	12WSF12-BOP	1-1/2" - 11 1/2 NPTF	steel	747.53	5.13	130.3	5.43	137.9	-	8.90	-	1
NEW 1-1/2"	12WSF12-SS-BOP	1-1/2" - 11 1/2 NPTF	316 stainless	5910.18	5.13	130.3	5.43	137.9	-	8.90	-	1
1-1/2"	12WSBF12-BOP	1-1/2" - 11 BSPP	steel	747.53	5.13	130.3	5.43	137.9	-	8.90	-	1
2"	16WSF16-BOP	2" - 11 1/2 NPTF	steel	1051.22	6.09	154.7	6.73	170.9	-	17.10	-	1
NEW 2"	16WSF16-SS-BOP	2" - 11 1/2 NPTF	316 stainless	7627.28	6.09	154.7	6.73	170.9	-	17.10	-	1
2"	16WSBF16-BOP	2" - 11 BSPP	steel	1051.22	6.09	154.7	6.73	170.9	-	17.10	-	1




WS coupler with view port example

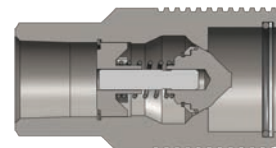


WS coupler with wrench flats example
* Wrench flats may result in reduced pressure performance.

WS-Series Hydraulic Couplings




Body Size	WS-Series High Pressure Wingstyle Interchange Nipple (Female Threads)											
	Part Detail			List Price	Length		Maximum OD		Hex Inch	Weight Lb	Package Qty	
	Part Number	Threads	Material		Inch	mm	Inch	mm			Bag	Box
3/4"	WS6F4	1/2" - 14 NPTF	steel	\$150.67	3.27	83.1	1.74	44.2	-	1.23	-	5
3/4"	WS6F6	3/4" - 14 NPTF	steel	146.00	3.27	83.1	1.74	44.2	-	1.20	-	5
3/4"	WS6F6-SS	3/4" - 14 NPTF	316 stainless	1868.83	3.27	83.1	1.74	44.2	-	1.20	-	5
3/4"	WS6BF6	3/4" - 14 BSPP	steel	146.00	3.27	83.1	1.74	44.2	-	1.20	-	5
3/4"	WS6BF6-SS	3/4" - 14 BSPP	316 stainless	1868.83	3.27	83.1	1.74	44.2	-	1.20	-	5
3/4"	WS6OF6	1-1/16" - 12 ORB	steel	169.36	3.27	83.1	1.74	44.2	-	1.17	-	5
1"	WS8F8	1" - 11 1/2 NPTF	steel	175.20	4.18	106.2	2.25	57.2	-	2.50	-	5
1"	WS8F8-SS	1" - 11 1/2 NPTF	316 stainless	2102.44	4.18	106.2	2.25	57.2	-	2.50	-	5
1"	WS8BF8	1" - 11 BSPP	steel	175.20	4.18	106.2	2.25	57.2	-	2.50	-	5
1"	WS8BF8-SS	1" - 11 BSPP	316 stainless	2102.44	4.18	106.2	2.25	57.2	-	2.50	-	5
1"	WS8OF8	1-5/16" - 12 ORB	steel	204.40	4.18	106.2	2.25	57.2	-	2.46	-	5
1-1/4"	WS10F10	1-1/4" - 11 1/2 NPTF	steel	321.21	5.38	136.7	2.63	66.8	-	4.10	-	1
1-1/4"	WS10F10-SS	1-1/4" - 11 1/2 NPTF	316 stainless	2686.45	5.38	136.7	2.63	66.8	-	4.10	-	1
1-1/4"	WS10BF10	1-1/4" - 11 BSPP	steel	321.21	5.38	136.7	2.63	66.8	-	4.10	-	1
1-1/4"	WS10BF10-SS	1-1/4" - 11 BSPP	316 stainless	2686.45	5.38	136.7	2.63	66.8	-	4.10	-	1
1-1/4"	WS10OF10	1-5/8" - 12 ORB	steel	350.41	5.38	136.7	2.63	66.8	-	4.18	-	1
1-1/2"	WS12F12	1-1/2" - 11 1/2 NPTF	steel	502.25	5.98	151.9	3.25	82.6	-	6.90	-	1
1-1/2"	WS12F12-SS	1-1/2" - 11 1/2 NPTF	316 stainless	3270.46	5.98	151.9	3.25	82.6	-	6.90	-	1
1-1/2"	WS12BF12	1-1/2" - 11 BSPP	steel	502.25	5.98	151.9	3.25	82.6	-	6.90	-	1
1-1/2"	WS12BF12-SS	1-1/2" - 11 BSPP	316 stainless	3270.46	5.98	151.9	3.25	82.6	-	6.90	-	1
1-1/2"	WS12OF12	1-7/8" - 12 ORB	steel	525.61	5.98	151.9	3.25	82.6	-	6.86	-	1
2"	WS16F16	2" - 11 1/2 NPTF	steel	817.61	7.05	179.1	4.00	101.6	-	12.50	-	1
2"	WS16F16-SS	2" - 11 1/2 NPTF	316 stainless	4321.67	7.05	179.1	4.00	101.6	-	12.50	-	1
2"	WS16BF16	2" - 11 BSPP	steel	817.61	7.05	179.1	4.00	101.6	-	12.50	-	1
2"	WS16BF16-SS	2" - 11 BSPP	316 stainless	4321.67	7.05	179.1	4.00	101.6	-	12.50	-	1
2"	WS16OF16	2" - 12 ORB	steel	852.65	7.05	179.1	4.00	101.6	-	12.44	-	1

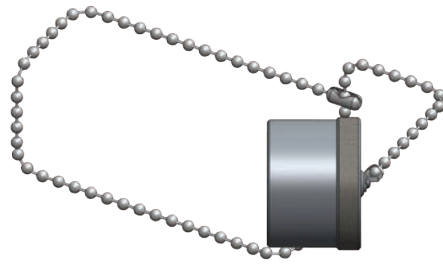


Body Size	WS-Series Blowout Prevention Safety Nipple (Female Threads)											
	Part Detail			List Price	Length		Maximum OD		Hex Inch	Weight Lb	Package Qty	
	Part Number	Threads	Material		Inch	mm	Inch	mm			Bag	Box
3/4"	WS6F4-BOP	1/2" - 14 NPTF	steel	\$186.88	3.27	83.1	1.74	44.2	-	1.23	-	5
3/4"	WS6F6-BOP	3/4" - 14 NPTF	steel	181.04	3.27	83.1	1.74	44.2	-	1.20	-	5
3/4"	WS6F6-SS-BOP	3/4" - 14 NPTF	316 stainless	2219.24	3.27	83.1	1.74	44.2	-	1.20	-	5
3/4"	WS6BF6-BOP	3/4" - 14 BSPP	steel	181.04	3.27	83.1	1.74	44.2	-	1.20	-	5
1"	WS8F8-BOP	1" - 11 1/2 NPTF	steel	192.72	4.18	106.2	2.25	57.2	-	2.50	-	5
1"	WS8F8-SS-BOP	1" - 11 1/2 NPTF	316 stainless	2569.64	4.18	106.2	2.25	57.2	-	2.50	-	5
1"	WS8BF8-BOP	1" - 11 BSPP	steel	192.72	4.18	106.2	2.25	57.2	-	2.50	-	5
1-1/4"	WS10F10-BOP	1-1/4" - 11 1/2 NPTF	steel	385.45	5.38	136.7	2.63	66.8	-	4.10	-	1
NEW 1-1/4"	WS10F10-SS-BOP	1-1/4" - 11 1/2 NPTF	316 stainless	3077.68	5.38	136.7	2.63	66.8	-	4.10	-	1
1-1/4"	WS10BF10-BOP	1-1/4" - 11 BSPP	steel	385.45	5.38	136.7	2.63	66.8	-	4.10	-	1
1-1/2"	WS12F12-BOP	1-1/2" - 11 1/2 NPTF	steel	584.01	5.98	151.9	3.25	82.6	-	6.90	-	1
NEW 1-1/2"	WS12F12-SS-BOP	1-1/2" - 11 1/2 NPTF	316 stainless	3761.02	5.98	151.9	3.25	82.6	-	6.90	-	1
1-1/2"	WS12BF12-BOP	1-1/2" - 11 BSPP	steel	584.01	5.98	151.9	3.25	82.6	-	6.90	-	1
2"	WS16F16-BOP	2" - 11 1/2 NPTF	steel	981.14	7.05	179.1	4.00	101.6	-	12.50	-	1
NEW 2"	WS16F16-SS-BOP	2" - 11 1/2 NPTF	316 stainless	4951.04	7.05	179.1	4.00	101.6	-	12.50	-	1
2"	WS16BF16-BOP	2" - 11 BSPP	steel	981.14	7.05	179.1	4.00	101.6	-	12.50	-	1

WS-Series Hydraulic Couplings



Body Size	WS-Series Coupler Rigid Dust Plug						
	Part Detail			List Price	Weight Lb	Package Qty	
	Part Number	Lanyard	Body			Bag	Box
3/4"	6WSDP-A	SS Bead Chain	aluminum	\$40.17	0.31	5	25
1"	8WSDP-A	SS Bead Chain	aluminum	51.50	0.48	-	10
1-1/4"	10WSDP-A	SS Bead Chain	aluminum	72.10	0.61	-	10
1-1/2"	12WSDP-A	SS Bead Chain	aluminum	77.25	0.86	-	5
2"	16WSDP-A	SS Bead Chain	aluminum	128.75	1.05	-	5



Body Size	WS-Series Nipple Rigid Dust Cap						
	Part Detail			List Price	Weight Lb	Package Qty	
	Part Number	Lanyard	Body			Bag	Box
3/4"	WS6DC-A	SS Bead Chain	aluminum	\$40.17	0.31	5	25
1"	WS8DC-A	SS Bead Chain	aluminum	51.50	0.48	-	10
1-1/4"	WS10DC-A	SS Bead Chain	aluminum	72.10	0.61	-	10
1-1/2"	WS12DC-A	SS Bead Chain	aluminum	77.25	0.86	-	10
2"	WS16DC-A	SS Bead Chain	aluminum	128.75	1.05	-	5

WS-Series Hydraulic Couplings

Body Size	WS-Series High Pressure Wingstyle Interchange Coupler Seal Kits						
	Part Detail			List Price	Seal Kit Contents	Package Qty	
	Part Number	Coupler Style	Seal Material			Bag	Box
3/4"	6WS-SKIT	all	Nitrile	\$12.14	Body / Valve Seals and Retaining Rings	25	200
1"	8WS-SKIT	all	Nitrile	13.63	Body / Valve Seals and Retaining Rings	25	200
1-1/4"	10WS-SKIT	all	Nitrile	16.36	Body / Valve Seals and Retaining Rings	25	100
1-1/2"	12WS-SKIT	all	Nitrile	19.62	Body / Valve Seals and Retaining Rings	25	100
2"	16WS-SKIT	all	Nitrile	20.71	Body / Valve Seals and Retaining Rings	25	100

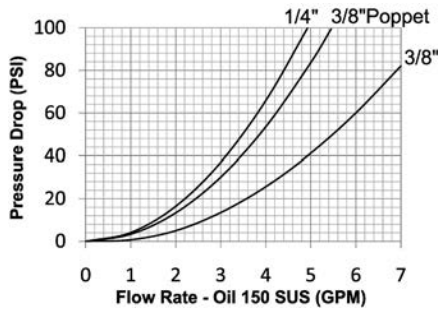
Body Size	WS-Series BOP Wingstyle Interchange Coupler Seal Kits						
	Part Detail			List Price	Seal Kit Contents	Package Qty	
	Part Number	Coupler Style	Seal Material			Bag	Box
3/4"	6BOP-SKIT	all	FR FKM	\$19.01	Body / Valve Seals and Retaining Rings	25	200
1"	8BOP-SKIT	all	FR FKM	21.33	Body / Valve Seals and Retaining Rings	25	200
1-1/4"	10BOP-SKIT	all	FR FKM	23.04	Body / Valve Seals and Retaining Rings	25	100
1-1/2"	12BOP-SKIT	all	FR FKM	23.77	Body / Valve Seals and Retaining Rings	25	100
2"	16BOP-SKIT	all	FR FKM	26.44	Body / Valve Seals and Retaining Rings	25	100

Body Size	WS-Series High Pressure Wingstyle Interchange Coupler Repair Kits						
	Part Detail			List Price	Repair Kit Contents (for one coupler or nipple)	Package Qty	
	Part Number	Coupler Style	Seal Material			Bag	Box
3/4"	6WS-RKIT	all	Nitrile	\$48.84	Valve Assembly, O-Ring, and PTFE B.U.	1	25
1"	8WS-RKIT	all	Nitrile	78.73	Valve Assembly, O-Ring, and PTFE B.U.	1	25
1-1/4"	10WS-RKIT	all	Nitrile	85.14	Valve Assembly, O-Ring, and PTFE B.U.	1	25
1-1/2"	12WS-RKIT	all	Nitrile	91.59	Valve Assembly, O-Ring, and PTFE B.U.	1	25
2"	16WS-RKIT	all	Nitrile	153.79	Valve Assembly, O-Ring, and PTFE B.U.	1	25

T-Series Hydraulic Couplings

Interchange Data:

- High Pressure Screw-Together Interchange
- Parker/Pioneer 3000-Series, Enerpac C604, Stucchi IVHP
- Hansen WS56000, Snap-Tite 76-Series, DNP PVM



Materials:

- Machined components are manufactured using solid steel or 316 stainless steel bar stock.
- Chrome steel ball valve is mechanically seated to improve low pressure sealing performance.
- Steel nipples are machined from solid high strength steel bar stock.
- Steel componentry is plated using ROHS Compliant Trivalent Chrome.

Seal Components:

- Urethane seal is standard in ball valve couplers and provides resistance to extrusion when subjected to high pressure - temperature range -40°F to +180°F (-40°C to +82°C).
- Nitrile seals are standard in poppet valve couplings, providing a temperature range of -40°F to +250°F (-40°C to +121°C).

Rated Pressure Chart:

Body Size	T-Series High Pressure Enerpac Interchange (Connected)															
	Steel Ball Coupler/Plug				316 SS Ball Coupler/Plug				Steel Poppet Coupler/Plug				316 SS Poppet Coupler/Plug			
	Max. Working		Burst		Max. Working		Burst		Max. Working		Burst		Max. Working		Burst	
	PSI	Bar	PSI	Bar	PSI	Bar	PSI	Bar	PSI	Bar	PSI	Bar	PSI	Bar	PSI	Bar
1/4"	10,000	700	34,300	2,350	-	-	-	-	-	-	-	-	-	-	-	-
3/8"	10,000	700	30,000	2,050	10,000	700	30,900	2,100	10,000	700	36,800	2,500	10,000	700	36,500	2,500

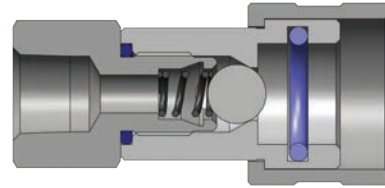

Technical Specifications:

Body Size	Interchange Standards				Functional Parameters				
	U.S. Military	U.S. Government	International Standards	ANSI/NFPA Standards	Valve Style	Air Inclusion	Fluid Loss	Vacuum Inch HG	Flow ΔP = 60 PSI
1/4"	-	-	-	-	Ball	0.97	0.56	N/R	3.8 GPM
3/8"	-	-	-	-	Ball	2.04	0.98	N/R	4.2 GPM
3/8"	-	-	-	-	Poppet	1.56	0.77	N/R	6 GPM

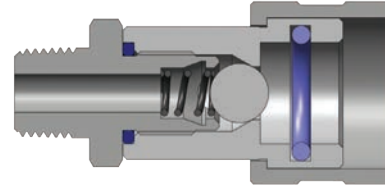

List Price Seal Option Adders:

Body Size	Seal Options				Kalrez® Seal Options						Valve Options				Treatments	
	FKM		Mil-Nitrile		4079		6375		7075		Unvalved		316 SS		Oxy-Clean	
	Pre	Add \$	Pre	Add \$	Pre	Add \$	Pre	Add \$	Pre	Add \$	Suf	Add \$	Suf	Add \$	Suf	Add \$
1/4"	F-	\$0.00	M-	\$0.00	K4-	POR	K6-	POR	K7-	POR	-E	-\$3.00	SSV	N/A	-C1	\$12.00
3/8"	F-	0.00	M-	0.00	K4-	POR	K6-	POR	K7-	POR	-E	-4.40	SSV	N/A	-C1	12.00



T-Series Hydraulic Couplings




Body Size	T-Series High Pressure Ball Interchange Coupler (Female Threads)											
	Part Detail			List Price	Length		Maximum OD		Hex Inch	Weight Lb	Package Qty	
	Part Number	Threads	Material		Inch	mm	Inch	mm			Bag	Box
3/8"	3TF3	3/8" - 18 NPTF	steel	\$32.21	2.83	71.9	1.39	35.3	1"	0.49	5	25



Body Size	T-Series High Pressure Ball Interchange Coupler (Male Threads)											
	Part Detail			List Price	Length		Maximum OD		Hex Inch	Weight Lb	Package Qty	
	Part Number	Threads	Material		Inch	mm	Inch	mm			Bag	Box
1/4"	2TM2	1/4" - 18 NPTF	steel	\$29.19	2.36	59.9	1.14	29.0	13/16"	0.25	5	50
3/8"	3TM3	3/8" - 18 NPTF	steel	32.21	2.58	65.6	1.39	35.3	1"	0.49	5	25
3/8"	3TM3-SS	3/8" - 18 NPT	316 stainless	198.34	2.83	71.9	1.39	35.3	1"	0.49	5	25





Body Size	T-Series High Pressure Poppet Interchange Coupler (Male Threads)											
	Part Detail			List Price	Length		Maximum OD		Hex Inch	Weight Lb	Package Qty	
	Part Number	Threads	Material		Inch	mm	Inch	mm			Bag	Box
3/8"	3TM3-PV	3/8" - 18 NPT	steel	\$49.16	2.78	70.7	1.36	34.5	1"	0.49	5	25
3/8"	3TM3-SS-PV	3/8" - 18 NPT	316 stainless	228.69	2.78	70.7	1.36	34.5	1"	0.49	5	25



Body Size	T-Series High Pressure Ball Interchange Nipple (Female Threads)											
	Part Detail			List Price	Length		Maximum OD		Hex Inch	Weight Lb	Package Qty	
	Part Number	Threads	Material		Inch	mm	Inch	mm			Bag	Box
1/4"	T2F2	1/4" - 18 NPTF	steel	\$17.52	1.30	33.0	1.12	28.5	3/4"	0.14	5	50
3/8"	T3F3	3/8" - 18 NPTF	steel	18.45	1.56	39.6	1.24	31.5	15/16"	0.23	5	25
3/8"	T3F3-SS	3/8" - 18 NPT	316 stainless	109.66	1.56	39.6	1.24	31.5	15/16"	0.23	5	25

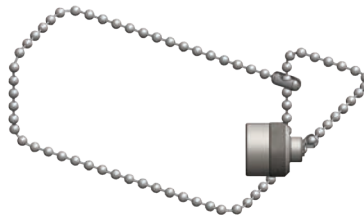
T-Series Hydraulic Couplings



Body Size	T-Series High Pressure Poppet Interchange Nipple (Female Threads)											
	Part Detail			List Price	Length		Maximum OD		Hex Inch	Weight Lb	Package Qty	
	Part Number	Threads	Material		Inch	mm	Inch	mm			Bag	Box
3/8"	T3F3-PV	3/8" - 18 NPT	steel	\$27.68	1.53	38.9	1.19	30.226	15/16"	0.23	5	25
3/8"	T3F3-SS-PV	3/8" - 18 NPT	316 stainless	126.57	1.53	38.9	1.19	30.226	15/16"	0.23	5	25



Body Size	T-Series Coupler Rigid Dust Plug						
	Part Detail			List Price	Weight Lb	Package Qty	
	Part Number	Lanyard	Body			Bag	Box
1/4"	2TDP	rubber	steel	\$6.82	0.10	5	50
3/8"	3TDP	rubber	steel	6.82	0.16	5	25



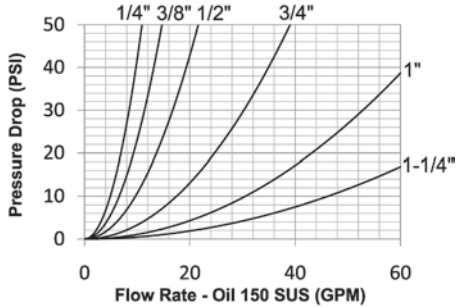
Body Size	T-Series Nipple Rigid Dust Cap						
	Part Detail			List Price	Weight Lb	Package Qty	
	Part Number	Lanyard	Body			Bag	Box
1/4"	T2DC	SS bead chain	steel	\$10.59	0.12	5	50
3/8"	T3DC	SS bead chain	steel	10.59	0.19	5	25

Body Size	T-Series High Pressure Enerpac Interchange Coupler Seal Kits						
	Part Detail			List Price	Seal Kit Contents	Package Qty	
	Part Number	Coupler Style	Seal Material			Bag	Box
1/4"	2T-SKIT	ball valve	Urethane	\$3.86	Body Seal	25	200
3/8"	3T-SKIT	ball valve	Urethane	4.23	Body Seal	25	200

CVV-Series Hydraulic Couplings

Interchange Data:

- European Screw-Together Interchange
- Inteva STG-Series, Faster CVV-Series, DNP PVV3, Voswinkel Type-HS



Materials:

- Machined components are manufactured using solid steel bar stock.
- Steel retaining rings, and springs maximize service life in rugged environments.
- Steel componentry is plated using ROHS Compliant Trivalent Chrome.

Seal Components:

- Nitrile (Buna-N) seals are standard, providing a temperature range of -13°F to +257°F (-25°C to +125°C).
- Nipples have a PTFE Anti-Extrusion ring to prevent O-Ring damage during dynamic impulse service.

Rated Pressure Chart:


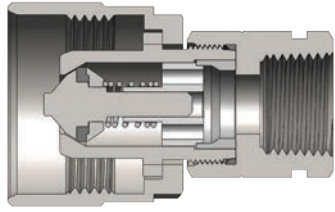
Body Size	CVV-Series European Screw-Together Interchange			
	Coupler/Plug Coupled			
	Maximum Working		Burst	
	PSI	Bar	PSI	Bar
1/4"	6,500	450	26,000	1,800
3/8"	6,500	450	26,000	1,800
1/2"	5,800	400	23,200	1,600
3/4"	5,800	400	23,200	1,600
1"	4,400	300	17,600	1,300
1-1/4"	4,400	300	17,600	1,200

Technical Specifications:

Body Size	Interchange Standards				Functional Parameters				
	U.S. Military	U.S. Government	International Standards	ANSI/NFPA Standards	Locking Mechanism	Air Inclusion	Fluid Loss	Vacuum Inch HG	Flow $\Delta P = 22$ PSI
1/4"	-	-	-	-	Threaded	N/A	N/A	27.4	7 GPM
3/8"	-	-	-	-	Threaded	N/A	N/A	27.4	10 GPM
1/2"	-	-	-	-	Threaded	N/A	N/A	27.4	15 GPM
3/4"	-	-	-	-	Threaded	N/A	N/A	27.4	26 GPM
1"	-	-	-	-	Threaded	N/A	N/A	27.4	45 GPM
1-1/4"	-	-	-	-	Threaded	N/A	N/A	27.4	70 GPM



Note: Threaded sleeves enable easy connection and disconnection while system is under residual pressure only.

CVV-Series Hydraulic Couplings



Body Size	CVV-Series European Interchange Coupler (Female Threads)											
	Part Detail			List Price	Length		Maximum OD		Hex mm	Weight Lb	Package Qty	
	Part Number	Threads	Material		Inch	mm	Inch	mm			Bag	Box
1/4"	2CVVF2	1/4" - 18 NPTF	steel	\$56.08	2.33	59.3	1.34	34.0	19	0.26	10	50
1/4"	2CVVBF2	1/4" - 19 BSPP	steel	56.08	2.33	59.3	1.34	34.0	19	0.26	10	50
1/4"	2CVVFM1415	M14X1.5	steel	56.08	2.33	59.3	1.34	34.0	19	0.29	10	50
3/8"	3CVVF3	3/8" - 18 NPTF	steel	56.08	2.41	61.2	1.34	34.0	22	0.50	10	30
3/8"	3CVVBF3	3/8" - 19 BSPP	steel	56.08	2.41	61.2	1.34	34.0	22	0.50	10	30
3/8"	3CVVFM1615	M16X1.5	steel	56.08	2.41	61.2	1.34	34.0	22	0.48	10	30
1/2"	4CVVF4	1/2" - 14 NPTF	steel	63.91	2.66	67.5	1.65	41.8	27	0.75	5	25
1/2"	4CVVOF4	3/4" - 16 ORB	steel	63.91	2.66	67.5	1.65	41.8	27	0.75	5	25
1/2"	4CVVBF4	1/2" - 14 BSPP	steel	63.91	2.66	67.5	1.65	41.8	27	0.76	5	25
1/2"	4CVVFM1815	M18X1.5	steel	63.91	2.66	67.5	1.65	41.8	27	0.78	5	25
1/2"	4CVVOF5	7/8" - 14ORB	steel	63.91	2.66	67.5	1.65	41.8	27	0.78	5	25
1/2"	4CVVFM2215	M22X1.5	steel	63.91	2.66	67.5	1.65	41.8	27	0.75	5	25
3/4"	6CVVF6	3/4" - 14 NPTF	steel	98.42	3.15	80.0	1.89	48.0	36	1.28	-	10
3/4"	6CVVBF6	3/4" - 14 BSPP	steel	98.42	3.15	80.0	1.89	48.0	36	1.28	-	10
3/4"	6CVVFM2215	M22X1.5	steel	98.42	3.15	80.0	1.89	48.0	36	1.28	-	10
1"	8CVVF8	1" - 11 1/2 NPTF	steel	136.26	3.30	83.9	2.35	59.8	41	1.78	-	10
1"	8CVVBF8	1" - 11 BSPP	steel	136.26	3.30	83.9	2.35	59.8	41	1.78	-	10
1-1/4"	10CVVF10	1-1/4" - 11 1/2 NPTF	steel	418.66	5.59	142.0	3.14	79.8	50	2.64	-	10
1-1/4"	10CVVBF10	1-1/4" - 11 BSPP	steel	418.66	5.59	142.0	3.14	79.8	50	2.64	-	10

CVV-Series Hydraulic Couplings



Body Size	CVV-Series European Interchange Nipple (Female Threads)											
	Part Detail			List Price	Length		Maximum OD		Hex mm	Weight Lb	Package Qty	
	Part Number	Threads	Material		Inch	mm	Inch	mm			Bag	Box
1/4"	CVV2F2	1/4" - 18 NPTF	steel	\$39.21	2.36	60.0	0.94	24.0	19	0.25	10	50
1/4"	CVV2BF2	1/4" - 19 BSPP	steel	39.21	2.36	60.0	0.94	24.0	19	0.25	10	50
1/4"	CVV2FM1415	M14X1.5	steel	39.21	2.36	60.0	0.94	24.0	19	0.23	10	50
3/8"	CVV3F3	3/8" - 18 NPTF	steel	39.21	2.52	64.0	1.10	28.0	22	0.49	10	30
3/8"	CVV3BF3	3/8" - 19 BSPP	steel	39.21	2.52	64.0	1.10	28.0	22	0.49	10	30
3/8"	CVV3FM1615	M16X1.5	steel	39.21	2.52	64.0	1.10	28.0	22	0.46	10	30
1/2"	CVV4F4	1/2" - 14 NPTF	steel	51.08	2.76	70.0	1.42	36.0	27	0.75	5	25
1/2"	CVV4OF4	3/4" - 16 ORB	steel	51.08	2.76	70.0	1.42	36.0	27	0.75	5	25
1/2"	CVV4BF4	1/2" - 14 BSPP	steel	51.08	2.76	70.0	1.42	36.0	27	0.76	5	25
1/2"	CVV4FM1815	M18X1.5	steel	51.08	2.76	70.0	1.42	36.0	27	0.78	5	25
1/2"	CVV4OF5	7/8" - 14ORB	steel	51.08	2.76	70.0	1.42	36.0	27	0.78	5	25
1/2"	CVV4FM2215	M22X1.5	steel	51.08	2.76	70.0	1.42	36.0	27	0.75	5	25
3/4"	CVV6F6	3/4" - 14 NPTF	steel	85.80	3.39	86.0	1.65	42.0	36	1.28	-	10
3/4"	CVV6BF6	3/4" - 14 BSPP	steel	85.80	3.39	86.0	1.65	42.0	36	1.28	-	10
3/4"	CVV6FM2215	M22X1.5	steel	85.80	3.39	86.0	1.65	42.0	36	1.28	-	10
1"	CVV8F8	1" - 11 1/2 NPTF	steel	123.65	3.94	100.0	1.89	48.0	41	1.78	-	10
1"	CVV8BF8	1" - 11 BSPP	steel	123.65	3.94	100.0	1.89	48.0	41	1.78	-	10
1-1/4"	CVV10F10	1-1/4" - 11 1/2 NPTF	steel	307.23	5.91	150.0	2.76	70.0	50	2.64	-	10
1-1/4"	CVV10BF10	1-1/4" - 11 BSPP	steel	307.23	5.91	150.0	2.76	70.0	50	2.64	-	10

CVV-Series Hydraulic Couplings



Body Size	CVV-Series European Interchange Dust Plug						
	Part Detail			List Price	Weight Lb	Package Qty	
	Part Number	Lanyard	Body			Bag	Box
1/4"	2CVVDP	plastic	plastic	\$16.15	0.02	5	25
3/8"	3CVVDP	plastic	plastic	6.56	0.03	5	25
1/2"	4CVVDP	plastic	plastic	7.57	0.06	5	25
3/4"	6CVVDP	plastic	plastic	7.84	0.07	5	25
1"	8CVVDP	plastic	plastic	7.91	0.08	5	25
1-1/4"	10CVVDP	plastic	plastic	14.97	0.11	-	10

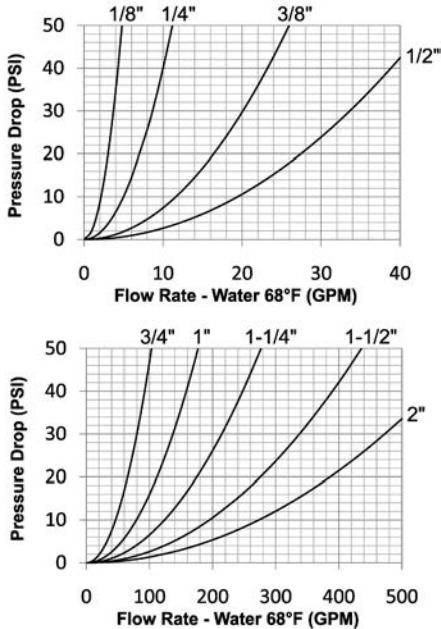


Body Size	CVV-Series European Interchange Dust Cap						
	Part Detail			List Price	Weight Lb	Package Qty	
	Part Number	Lanyard	Body			Bag	Box
1/4"	CVV2DC	plastic	plastic	\$16.15	0.02	5	25
3/8"	CVV3DC	plastic	plastic	5.47	0.03	5	25
1/2"	CVV4DC	plastic	plastic	5.88	0.04	5	25
3/4"	CVV6DC	plastic	plastic	6.60	0.08	5	25
1"	CVV8DC	plastic	plastic	6.73	0.10	5	25
1-1/4"	CVV10DC	plastic	plastic	10.35	0.15	-	10

E-Series Hydraulic Couplings

Interchange Data:

- Straight-Through Pressure-Wash Interchange
- Parker ST-Series, Foster FST-Series, Tomco Series-ST, Hansen ST-Series



Materials:

- Machined components are manufactured using solid steel, brass, or 303 stainless steel bar stock.
- Stainless steel balls, retaining rings, and springs maximize corrosion resistance and extend service life.
- Steel componentry is plated using ROHS Compliant Trivalent Chrome.
- 1 1/4" to 2" brass couplers have steel sleeves as standard to maximize service life, hardened to resist deformation.
- Steel nipples are hardened to provide heavy duty performance.

Seal Components:

- Nitrile (Buna-N) seals are standard, providing a temperature range of -40°F to +250°F (-40°C to +121°C).

Rated Pressure Chart:

Body Size	E-Series Straight-Through Interchange (Connected)															
	Brass Coupler/Steel Plug				Brass Coupler/Plug				Brass Coupler/303 SS Plug				303 SS Coupler/Plug			
	Max. Working		Burst		Max. Working		Burst		Max. Working		Burst		Max. Working		Burst	
	PSI	Bar	PSI	Bar	PSI	Bar	PSI	Bar	PSI	Bar	PSI	Bar	PSI	Bar	PSI	Bar
1/8"	4,000	276	16,100	1110	2,800	193	11,800	814	4,000	276	20,000	1379	5,000	345	29,900	2062
1/4"	5,500	379	22,000	1517	3,800	262	15,300	1055	5,500	379	23,500	1621	7,500	517	33,800	2331
3/8"	4,500	310	18,300	1262	3,000	207	14,100	972	4,500	310	21,200	1462	7,500	517	34,400	2372
1/2"	3,500	241	13,900	960	2,400	166	9,700	669	3,500	241	14,000	966	3,500	241	14,000	966
3/4"	3,100	207	12,900	870	2,000	138	8,700	600	2,500	172	12,500	862	3,000	207	19,400	1338
1"	2,500	172	10,100	697	1,600	110	6,700	462	2,000	138	8,800	607	2,000	138	9,100	628
1-1/4"	2,500	172	12,600	870	1,800	124	7,500	517	1,800	124	7,500	517	2,000	138	10,000	690
1-1/2"	2,500	172	10,000	690	1800	124	7,500	517	1,800	124	7,500	517	2,000	138	12,000	828
2"	2,500	172	10,000	690	1800	124	7,500	517	1,800	124	5,500	379	2,000	138	9,000	621

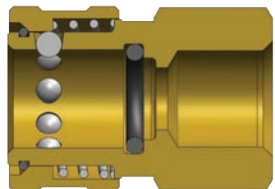
Technical Specifications:

Body Size	Interchange Standards				Functional Parameters				
	U.S. Military	U.S. Government	International Standards	ANSI/NFPA Standards	Locking Ball Quantity	Air Inclusion	Fluid Loss	Vacuum Inch HG	Flow ΔP = 15 PSI
1/8"	-	-	-	-	6	N/A	N/A	N/R	3 GPM
1/4"	-	-	-	-	6	N/A	N/A	N/R	6 GPM
3/8"	-	-	-	-	8	N/A	N/A	N/R	14 GPM
1/2"	-	-	-	-	8	N/A	N/A	N/R	24 GPM
3/4"	-	-	-	-	8	N/A	N/A	N/R	58 GPM
1"	-	-	-	-	8	N/A	N/A	N/R	100 GPM
1-1/4"	-	-	-	-	8	N/A	N/A	N/R	150 GPM
1-1/2"	-	-	-	-	8	N/A	N/A	N/R	250 GPM
2"	-	-	-	-	8	N/A	N/A	N/R	350 GPM

E-Series Hydraulic Couplings


List Price Option Adders:

Body Size	Standard Seal Options								Kalrez® Seal Options						Other Options			
	FKM		EPDM		Mil-Nitrile		Silicone		4079		6375		7075		Sleeve-Lock		Oxy-Clean	
	Pre	Add \$	Pre	Add \$	Pre	Add \$	Pre	Add \$	Pre	Add \$	Pre	Add \$	Pre	Add \$	Suf	Add \$	Suf	Add \$
1/8"	F-	\$0.00	P-	\$0.00	M-	\$1.80	S-	\$1.80	K4-	N/A	K6-	N/A	K7-	N/A	-LS	\$3.90	-C1	\$12.00
1/4"	F-	0.00	P-	0.00	M-	2.00	S-	2.00	K4-	N/A	K6-	N/A	K7-	N/A	-LS	3.90	-C1	12.00
3/8"	F-	0.00	P-	0.00	M-	2.36	S-	2.36	K4-	N/A	K6-	N/A	K7-	N/A	-LS	4.50	-C1	12.00
1/2"	F-	0.00	P-	0.00	M-	3.19	S-	3.19	K4-	N/A	K6-	N/A	K7-	N/A	-LS	4.50	-C1	12.00
3/4"	F-	0.00	P-	0.00	M-	4.09	S-	4.09	K4-	N/A	K6-	N/A	K7-	N/A	-LS	6.00	-C1	12.00
1"	F-	0.00	P-	0.00	M-	5.16	S-	5.16	K4-	N/A	K6-	N/A	K7-	N/A	-LS	9.80	-C1	14.00
1-1/4"	F-	0.00	P-	0.00	M-	7.24	S-	7.24	K4-	N/A	K6-	N/A	K7-	N/A	-LS	10.30	-C1	14.00
1-1/2"	F-	0.00	P-	0.00	M-	8.73	S-	8.73	K4-	N/A	K6-	N/A	K7-	N/A	-LS	10.30	-C1	16.00
2"	F-	0.00	P-	0.00	M-	9.54	S-	9.54	K4-	N/A	K6-	N/A	K7-	N/A	-LS	14.60	-C1	20.00




Body Size	E-Series Straight-Through Interchange Coupler (Female Threads)											
	Part Detail			List Price	Length		Maximum OD		Hex Inch	Weight Lb	Package Qty	
	Part Number	Threads	Material		Inch	mm	Inch	mm			Bag	Box
1/8"	1EF1-B	1/8" - 27 NPTF	brass	\$8.13	1.01	25.7	0.65	16.5	9-16"	0.06	250	500
1/8"	1EF1-S	1/8" - 27 NPTF	303 stainless	37.75	1.01	25.7	0.65	16.5	9/16"	0.05	250	500
1/4"	2EF2-B	1/4" - 18 NPTF	brass	8.13	1.40	35.6	0.96	24.4	13/16"	0.17	50	200
1/4"	2EF2-S	1/4" - 18 NPTF	303 stainless	41.56	1.40	35.6	0.96	24.4	13/16"	0.15	50	200
1/4"	2EBF2-B	1/4" - 19 BSPP	brass	9.29	1.40	35.6	0.96	24.4	13/16"	0.17	50	200
3/8"	3EF3-B	3/8" - 18 NPTF	brass	10.03	1.60	40.6	1.13	28.7	1"	0.26	50	200
3/8"	3EF3-S	3/8" - 18 NPTF	303 stainless	55.03	1.60	40.6	1.13	28.7	1"	0.24	50	200
3/8"	3EBF3-B	3/8" - 19 BSPP	brass	10.60	1.60	40.6	1.13	28.7	1"	0.26	50	200
1/2"	4EF4-B	1/2" - 14 NPTF	brass	14.48	1.96	49.8	1.27	32.3	1-1/8"	0.39	25	100
1/2"	4EF4-S	1/2" - 14 NPTF	303 stainless	63.05	1.96	49.8	1.27	32.3	1-1/8"	0.37	25	100
1/2"	4EBF4-B	1/2" - 14 BSPP	brass	16.71	1.96	49.8	1.27	32.3	1-1/8"	0.39	25	100
3/4"	6EF6-B	3/4" - 14 NPTF	brass	27.85	2.10	53.3	1.65	41.9	1-1/2"	0.62	15	60
3/4"	6EF6-S	3/4" - 14 NPTF	303 stainless	110.05	2.10	53.3	1.65	41.9	1-1/2"	0.57	15	60
3/4"	6EBF6-B	3/4" - 14 BSPP	brass	28.68	2.10	53.3	1.65	41.9	1-1/2"	0.62	15	60
1"	8EF8-B	1" - 11 1/2 NPTF	brass	40.10	2.36	59.9	2.02	51.3	1-3/4"	0.99	15	30
1"	8EF8-S	1" - 11 1/2 NPTF	303 stainless	160.49	2.36	59.9	2.02	51.3	1-3/4"	0.93	15	30
1"	8EBF8-B	1" - 11 BSPP	brass	43.71	2.36	59.9	2.02	51.3	1-3/4"	0.99	15	30
1-1/4"	10EF10-B	1-1/4" - 11 1/2 NPTF	brass	108.31	2.36	59.9	2.59	65.8	2-1/4"	1.38	-	10
1-1/4"	10EF10-S	1-1/4" - 11 1/2 NPTF	303 stainless	285.65	2.36	59.9	2.59	65.8	2-1/4"	1.38	-	10
1-1/2"	12EF12-B	1-1/2" - 11 1/2 NPTF	brass	148.45	2.89	73.4	3.18	80.8	2-3/4"	1.42	-	5
1-1/2"	12EF12-S	1-1/2" - 11 1/2 NPTF	303 stainless	413.70	2.89	73.4	3.18	80.8	2-3/4"	1.42	-	5
2"	16EF16-B	2" - 11 1/2 NPTF	brass	204.50	3.00	76.2	4.04	102.6	3-1/2"	4.70	-	1
2"	16EF16-S	2" - 11 1/2 NPTF	303 stainless	492.51	3.00	76.2	4.04	102.6	3-1/2"	4.72	-	1

E-Series Hydraulic Couplings



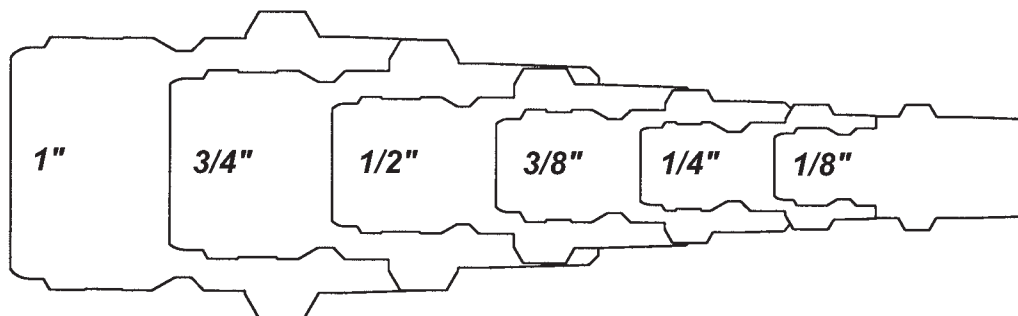
Body Size	E-Series Straight-Through Interchange Nipple (Female Threads)											
	Part Detail			List Price	Length		Maximum OD		Hex Inch	Weight Lb	Package Qty	
	Part Number	Threads	Material		Inch	mm	Inch	mm			Bag	Box
1/8"	E1F1	1/8" - 27 NPTF	steel	\$3.21	0.98	24.9	0.65	16.5	9/16"	0.03	250	500
1/8"	E1F1-B	1/8" - 27 NPTF	brass	2.67	0.98	24.9	0.65	16.5	9/16"	0.03	250	500
1/8"	E1F1-S	1/8" - 27 NPTF	303 stainless	19.03	0.98	24.9	0.65	16.5	9/16"	0.02	250	500
1/4"	E2F2	1/4" - 18 NPTF	steel	2.69	1.47	37.3	0.79	20.1	11/16"	0.07	50	200
1/4"	E2F2-B	1/4" - 18 NPTF	brass	2.90	1.47	37.3	0.79	20.1	11/16"	0.07	50	200
1/4"	E2F2-S	1/4" - 18 NPTF	303 stainless	16.79	1.47	37.3	0.79	20.1	11/16"	0.07	50	200
1/4"	E2BF2-B	1/4" - 19 BSPP	brass	3.39	1.47	37.3	0.79	20.1	11/16"	0.07	50	200
3/8"	E3F3	3/8" - 18 NPTF	steel	4.24	1.60	40.6	1.01	25.7	7/8"	0.11	50	200
3/8"	E3F3-B	3/8" - 18 NPTF	brass	3.40	1.60	40.6	1.01	25.7	7/8"	0.12	50	200
3/8"	E3F3-S	3/8" - 18 NPTF	303 stainless	22.93	1.60	40.6	1.01	25.7	7/8"	0.12	50	200
3/8"	E3BF3-B	3/8" - 19 BSPP	brass	4.37	1.60	40.6	1.01	25.7	7/8"	0.12	50	200
1/2"	E4F4	1/2" - 14 NPTF	steel	5.96	1.82	46.2	1.16	29.5	1"	0.21	35	140
1/2"	E4F4-B	1/2" - 14 NPTF	brass	6.13	1.82	46.2	1.16	29.5	1"	0.23	35	140
1/2"	E4F4-S	1/2" - 14 NPTF	303 stainless	32.56	1.82	46.2	1.16	29.5	1"	0.23	35	140
1/2"	E4BF4-B	1/2" - 14 BSPP	brass	6.56	1.82	46.2	1.16	29.5	1"	0.23	35	140
3/4"	E6F6	3/4" - 14 NPTF	steel	13.76	2.05	52.1	1.37	34.8	1-3/16"	0.32	25	100
3/4"	E6F6-B	3/4" - 14 NPTF	brass	10.92	2.05	52.1	1.37	34.8	1-3/16"	0.32	25	100
3/4"	E6F6-S	3/4" - 14 NPTF	303 stainless	43.56	2.05	52.1	1.37	34.8	1-3/16"	0.32	25	100
3/4"	E6BF6-B	3/4" - 14 BSPP	brass	15.60	2.05	52.1	1.37	34.8	1-3/16"	0.32	25	100
1"	E8F8	1" - 11 1/2 NPTF	steel	25.79	2.36	59.9	1.73	43.9	1-1/2"	0.49	25	50
1"	E8F8-B	1" - 11 1/2 NPTF	brass	23.39	2.36	59.9	1.73	43.9	1-1/2"	0.52	25	50
1"	E8F8-S	1" - 11 1/2 NPTF	303 stainless	80.25	2.36	59.9	1.73	43.9	1-1/2"	0.52	25	50
1"	E8BF8-B	1" - 11 BSPP	brass	26.23	2.36	59.9	1.73	43.9	1-1/2"	0.49	25	50
1-1/4"	E10F10	1-1/4" - 11 1/2 NPTF	steel	60.16	2.47	62.7	2.31	58.7	2"	0.85	-	10
1-1/4"	E10F10-B	1-1/4" - 11 1/2 NPTF	brass	52.45	2.47	62.7	2.31	58.7	2"	0.85	-	10
1-1/4"	E10F10-S	1-1/4" - 11 1/2 NPTF	303 stainless	134.95	2.47	62.7	2.31	58.7	2"	0.85	-	10
1-1/2"	E12F12	1-1/2" - 11 1/2 NPTF	steel	96.71	2.74	69.6	2.60	66.0	2-1/4"	1.45	-	5
1-1/2"	E12F12-B	1-1/2" - 11 1/2 NPTF	brass	85.23	2.74	69.6	2.60	66.0	2-1/4"	1.45	-	5
1-1/2"	E12F12-S	1-1/2" - 11 1/2 NPTF	303 stainless	236.16	2.74	69.6	2.60	66.0	2-1/4"	1.45	-	5
2"	E16F16	2" - 11 1/2 NPTF	steel	123.70	3.00	76.2	3.03	77.0	2-5/8"	1.90	-	1
2"	E16F16-B	2" - 11 1/2 NPTF	brass	115.83	3.00	76.2	3.03	77.0	2-5/8"	1.90	-	1
2"	E16F16-S	2" - 11 1/2 NPTF	303 stainless	303.63	3.00	76.2	3.03	77.0	2-5/8"	1.90	-	1

E-Series Hydraulic Couplings





Body Size	E-Series Straight-Through Interchange Coupler (Male Threads)											
	Part Detail			List Price	Length		Maximum OD		Hex Inch	Weight Lb	Package Qty	
	Part Number	Threads	Material		Inch	mm	Inch	mm			Bag	Box
1/8"	1EM1-B	1/8" - 27 NPTF	brass	\$8.13	1.01	25.7	0.65	16.5	9-16"	0.06	250	500
1/8"	1EM1-S	1/8" - 27 NPTF	303 stainless	37.75	1.01	25.7	0.65	16.5	9/16"	0.05	250	500
1/4"	2EM2-B	1/4" - 18 NPTF	brass	8.13	1.66	42.2	0.96	24.4	13/16"	0.17	50	200
1/4"	2EM2-S	1/4" - 18 NPTF	303 stainless	41.56	1.66	42.2	0.96	24.4	13/16"	0.15	50	200
3/8"	3EM3-B	3/8" - 18 NPTF	brass	10.03	1.70	43.2	1.13	28.7	1"	0.26	50	200
3/8"	3EM3-S	3/8" - 18 NPTF	303 stainless	55.03	1.70	43.2	1.13	28.7	1"	0.24	50	200
1/2"	4EM4-B	1/2" - 14 NPTF	brass	14.48	2.00	50.8	1.27	32.3	1-1/8"	0.39	25	100
1/2"	4EM4-S	1/2" - 14 NPTF	303 stainless	63.05	2.00	50.8	1.27	32.3	1-1/8"	0.37	25	100
3/4"	6EM6-B	3/4" - 14 NPTF	brass	27.85	2.24	56.9	1.65	41.9	1-1/2"	0.62	15	60
3/4"	6EM6-S	3/4" - 14 NPTF	303 stainless	110.05	2.24	56.9	1.65	41.9	1-1/2"	0.57	15	60
1"	8EM8-B	1" - 11 1/2 NPTF	brass	40.10	2.61	66.3	2.02	51.3	1-3/4"	0.99	15	30
1"	8EM8-S	1" - 11 1/2 NPTF	303 stainless	160.49	2.61	66.3	2.02	51.3	1-3/4"	0.93	15	30
1-1/4"	10EM10-B	1-1/4" - 11 1/2 NPTF	brass	108.31	2.91	73.9	2.59	65.8	2-1/4"	1.64	-	10
1-1/2"	12EM12-B	1-1/2" - 11 1/2 NPTF	brass	148.45	3.44	87.4	3.18	80.8	2-3/4"	2.04	-	5
2"	16EM16-B	2" - 11 1/2 NPTF	brass	204.50	3.70	94.0	4.04	102.6	3-1/2"	3.16	-	1



E Series Profiles



E-Series Hydraulic Couplings





Body Size	E-Series Straight-Through Interchange Nipple (Male Threads)											
	Part Detail			List Price	Length		Maximum OD		Hex Inch	Weight Lb	Package Qty	
	Part Number	Threads	Material		Inch	mm	Inch	mm			Bag	Box
1/8"	E1M1	1/8" - 27 NPTF	steel	\$3.67	1.15	29.2	0.58	14.7	1/2"	0.02	250	500
1/8"	E1M1-B	1/8" - 27 NPTF	brass	2.67	1.15	29.2	0.58	14.7	1/2"	0.02	250	500
1/8"	E1M1-S	1/8" - 27 NPTF	303 stainless	19.03	1.15	29.2	0.58	14.7	1/2"	0.02	250	500
1/4"	E2M2	1/4" - 18 NPTF	steel	2.69	1.50	38.1	0.65	16.5	9/16"	0.05	50	200
1/4"	E2M2-B	1/4" - 18 NPTF	brass	2.90	1.50	38.1	0.65	16.5	9/16"	0.06	50	200
1/4"	E2M2-S	1/4" - 18 NPTF	303 stainless	16.79	1.50	38.1	0.65	16.5	9/16"	0.05	50	200
3/8"	E3M3	3/8" - 18 NPTF	steel	4.24	1.69	42.9	0.79	20.1	11/16"	0.07	50	200
3/8"	E3M3-B	3/8" - 18 NPTF	brass	3.40	1.69	42.9	0.79	20.1	11/16"	0.08	50	200
3/8"	E3M3-S	3/8" - 18 NPTF	303 stainless	22.93	1.69	42.9	0.79	20.1	11/16"	0.08	50	200
1/2"	E4M4	1/2" - 14 NPTF	steel	5.96	1.91	48.5	1.01	25.7	7/8"	0.13	35	140
1/2"	E4M4-B	1/2" - 14 NPTF	brass	6.13	1.91	48.5	1.01	25.7	7/8"	0.15	35	140
1/2"	E4M4-S	1/2" - 14 NPTF	303 stainless	32.56	1.91	48.5	1.01	25.7	7/8"	0.13	35	140
3/4"	E6M6	3/4" - 14 NPTF	steel	13.76	2.25	57.2	1.23	31.2	1-1/16"	0.21	25	100
3/4"	E6M6-B	3/4" - 14 NPTF	brass	10.92	2.25	57.2	1.23	31.2	1-1/16"	0.23	25	100
3/4"	E6M6-S	3/4" - 14 NPTF	303 stainless	43.56	2.25	57.2	1.23	31.2	1-1/16"	0.22	25	100
1"	E8M8	1" - 11 1/2 NPTF	steel	25.79	2.45	62.2	1.59	40.4	1-3/8"	0.43	25	50
1"	E8M8-B	1" - 11 1/2 NPTF	brass	23.39	2.45	62.2	1.59	40.4	1-3/8"	0.48	25	50
1"	E8M8-S	1" - 11 1/2 NPTF	303 stainless	80.25	2.45	62.2	1.59	40.4	1-3/8"	0.43	25	50
1-1/4"	E10M10	1-1/4" - 11 1/2 NPTF	steel	67.47	2.80	71.1	2.02	51.3	1-3/4"	0.96	-	10
1-1/4"	E10M10-B	1-1/4" - 11 1/2 NPTF	brass	60.10	2.80	71.1	2.02	51.3	1-3/4"	0.96	-	10
1-1/2"	E12M12	1-1/2" - 11 1/2 NPTF	steel	96.71	3.38	85.9	2.60	66.0	2-1/4"	1.46	-	5
1-1/2"	E12M12-B	1-1/2" - 11 1/2 NPTF	brass	85.23	3.38	85.9	2.60	66.0	2-1/4"	1.46	-	5
2"	E16M16	2" - 11 1/2 NPTF	steel	129.32	3.58	90.9	3.03	77.0	2-5/8"	1.54	-	1
2"	E16M16-B	2" - 11 1/2 NPTF	brass	116.92	3.58	90.9	3.03	77.0	2-5/8"	1.50	-	1



Body Size	E-Series Straight-Through Interchange Coupler (Hose Barb)											
	Part Detail			List Price	Length		Maximum OD		Hex Inch	Weight Lb	Package Qty	
	Part Number	Hose ID	Material		Inch	mm	Inch	mm			Bag	Box
1/4"	2ES2-B	1/4"	brass	\$12.09	1.87	47.5	0.96	24.4	-	0.16	50	200
3/8"	3ES3-B	3/8"	brass	13.37	1.87	47.5	1.13	28.7	-	0.21	50	200
1/2"	4ES4-B	1/2"	brass	21.72	2.90	73.7	1.27	32.3	-	0.31	25	100
3/4"	6ES6-B	3/4"	brass	33.42	3.16	80.3	1.63	41.4	-	0.49	15	60
1"	8ES8-B	1"	brass	45.67	3.25	82.6	2.02	51.3	-	0.68	15	30

E-Series Hydraulic Couplings



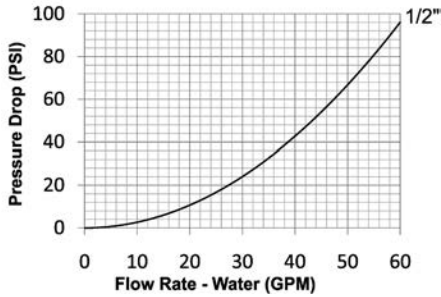
Body Size	E-Series Straight-Through Interchange Nipple (Hose Barb)											
	Part Detail			List Price	Length		Maximum OD		Hex Inch	Weight Lb	Package Qty	
	Part Number	Hose ID	Material		Inch	mm	Inch	mm			Bag	Box
1/4"	E2S2	1/4"	steel	\$5.85	1.90	48.3	0.56	14.2	-	0.05	50	200
1/4"	E2S2-B	1/4"	brass	5.01	1.90	48.3	0.56	14.2	-	0.06	50	200
3/8"	E3S3	3/8"	steel	7.57	2.03	51.6	0.63	16.0	-	0.08	50	200
3/8"	E3S3-B	3/8"	brass	6.13	2.03	51.6	0.63	16.0	-	0.08	50	200
1/2"	E4S4	1/2"	steel	14.22	2.09	53.1	0.75	19.1	-	0.13	35	140
1/2"	E4S4-B	1/2"	brass	11.70	2.09	53.1	0.75	19.1	-	0.13	35	140
3/4"	E6S6	3/4"	steel	17.99	2.28	57.9	1.13	28.7	-	0.21	25	100
3/4"	E6S6-B	3/4"	brass	15.32	2.28	57.9	1.13	28.7	-	0.21	25	100
1"	E8S8	1"	steel	35.99	3.28	83.3	1.38	35.1	-	0.43	25	50
1"	E8S8-B	1"	brass	33.42	3.28	83.3	1.38	35.1	-	0.43	25	50

Body Size	E-Series Straight-Through Interchange Coupler Seal Kits						
	Part Detail			List Price	Seal Kit Contents	Package Qty	
	Part Number	Coupler Style	Seal Material			Bag	Box
1/4"	2E-SKIT	all	Nitrile	\$0.87	Body O-Ring	25	200
1/4"	F-2E-SKIT	all	FKM	0.99	Body O-Ring	25	200
1/4"	P-2E-SKIT	all	EPDM	1.09	Body O-Ring	25	200
3/8"	3E-SKIT	all	Nitrile	0.87	Body O-Ring	25	200
3/8"	F-3E-SKIT	all	FKM	0.99	Body O-Ring	25	200
3/8"	P-3E-SKIT	all	EPDM	1.09	Body O-Ring	25	200
1/2"	4E-SKIT	all	Nitrile	1.10	Body O-Ring	25	200
1/2"	F-4E-SKIT	all	FKM	1.73	Body O-Ring	25	200
1/2"	P-4E-SKIT	all	EPDM	1.73	Body O-Ring	25	200
3/4"	6E-SKIT	all	Nitrile	1.15	Body O-Ring	25	200
3/4"	F-6E-SKIT	all	FKM	1.82	Body O-Ring	25	200
3/4"	P-6E-SKIT	all	EPDM	1.82	Body O-Ring	25	200
1"	8E-SKIT	all	Nitrile	1.58	Body O-Ring	25	200
1"	F-8E-SKIT	all	FKM	1.95	Body O-Ring	25	200
1"	P-8E-SKIT	all	EPDM	1.95	Body O-Ring	25	200
1-1/4"	10E-SKIT	all	Nitrile	1.58	Body O-Ring	25	-
1-1/4"	F-10E-SKIT	all	FKM	2.21	Body O-Ring	25	-
1-1/4"	P-10E-SKIT	all	EPDM	2.21	Body O-Ring	25	-
1-1/2"	12E-SKIT	all	Nitrile	1.98	Body O-Ring	25	-
1-1/2"	F-12E-SKIT	all	FKM	2.43	Body O-Ring	25	-
1-1/2"	P-12E-SKIT	all	EPDM	2.43	Body O-Ring	25	-
2"	16E-SKIT	all	Nitrile	3.13	Body O-Ring	25	-
2"	F-16E-SKIT	all	FKM	2.96	Body O-Ring	25	-
2"	P-16E-SKIT	all	EPDM	2.96	Body O-Ring	25	-

EA-Series Hydraulic Couplings

Interchange Data:

- Water-Blast Interchange
- Parker Series-WB, Aeroquip FD69, Snap-Tite 56-Series



Materials:

- Machined components are manufactured using solid high strength steel bar stock.
- Stainless steel springs and retaining rings maximize corrosion resistance and extend service life.
- Latches are manufactured from high-strength steel and plated with electroless nickel.
- Steel nipples are machined from solid high strength steel bar stock and hardened.
- Machined steel componentry is plated using ROHS Compliant Trivalent Chrome.

Seal Components:

- Nitrile (Buna-N) seals are standard, providing a temperature range of -40°F to +250°F (-40°C to +121°C).
- Couplers have a PTFE Anti-Extrusion ring, providing resistance to O-Ring dynamic impulse pressure damage.

Rated Pressure Chart:

Body Size	EA-Series Water-Blast Interchange (Connected)			
	Coupler/Plug			
	Maximum Working		Burst	
	PSI	Bar	PSI	Bar
1/2"	10,000	700	30,000	2,100



Technical Specifications:

Body Size	Interchange Standards				Functional Parameters				
	U.S. Military	U.S. Government	International Standards	ANSI/NFPA Standards	Locking Mechanism	Air Inclusion	Fluid Loss	Vacuum Inch HG	Flow ΔP = 40 PSI
1/2"	-	-	-	-	Maxi-Latch	N/A	N/A	N/R	40 GPM



List Price Option Adders:

Body Size	Standard Seal Options								Kalrez® Seal Options						Other Options					
	FKM		EPDM		FDA FKM		Mil-Nitrile		Silicone		4079		6375		7075		No Pin-Lock		Oxy-Clean	
	Pre	Add \$	Pre	Add \$	Pre	Add \$	Pre	Add \$	Pre	Add \$	Pre	Add \$	Pre	Add \$	Pre	Add \$	Suf	Add \$	Suf	Add \$
1/2"	F-	\$0.00	P-	\$4.00	D-	\$5.20	M-	\$3.60	S-	\$4.50	K4-	POR	K6-	POR	K7-	POR	-NL	-\$5.20	-C1	\$12.00

EA-Series Hydraulic Couplings



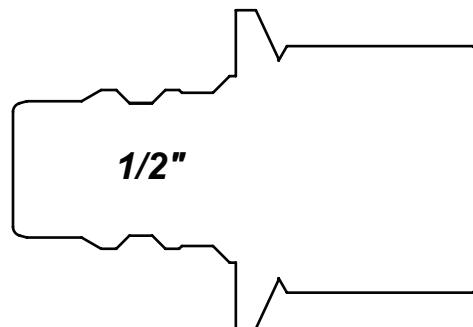
Body Size	EA-Series Water-Blast Interchange Coupler (Female Threads)											
	Part Detail			List Price	Length		Maximum OD		Hex Inch	Weight Lb	Package Qty	
	Part Number	Threads	Material		Inch	mm	Inch	mm			Bag	Box
1/2"	4EAF3	3/8" - 18 NPTF	steel	\$121.52	2.20	55.9	1.62	41.1	1-1/4"	0.68	5	25
1/2"	4EAF4	1/2" - 14 NPTF	steel	121.52	2.20	55.9	1.62	41.1	1-1/4"	0.65	5	25



Body Size	EA-Series Water-Blast Interchange Nipple (Female Threads)											
	Part Detail			List Price	Length		Maximum OD		Hex Inch	Weight Lb	Package Qty	
	Part Number	Threads	Material		Inch	mm	Inch	mm			Bag	Box
1/2"	EA4F3	3/8" - 18 NPTF	steel	\$26.27	2.35	59.7	1.62	41.1	1-1/8"	0.38	5	25
1/2"	EA4F4	1/2" - 14 NPTF	steel	32.87	2.35	59.7	1.62	41.1	1-1/8"	0.34	5	25

Body Size	E-Series Water-Blast Interchange Coupler Seal Kits							
	Part Detail			List Price	Seal Kit		Package Qty	
	Part Number	Coupler Style	Seal Material		Contents		Bag	Box
1/2"	4EA-SKIT	all	Nitrile	\$5.31	Body O-Ring and PTFE Back-up		25	200
1/2"	F-4EA-SKIT	all	FKM	6.27	Body O-Ring and PTFE Back-up		25	200
1/2"	P-4EA-SKIT	all	EPDM	6.27	Body O-Ring and PTFE Back-up		25	200

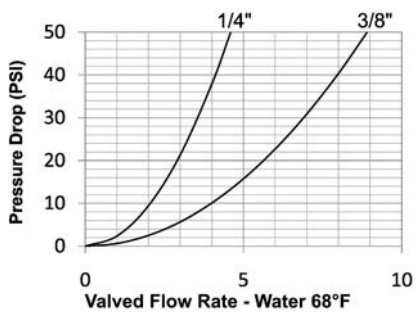
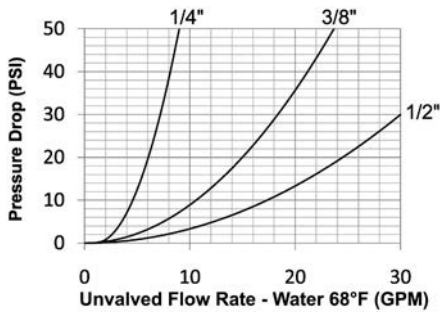
EA Profile



CM-Series Hydraulic Couplings

Interchange Data:

- Mold Coolant Interchange
Foster Series-FJT, Hansen Flo-Temp, Tomco MC-Series
Parker Moldmate, DME Jiffy-Tite



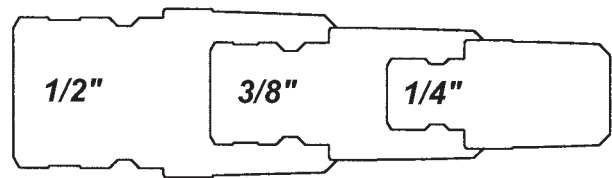
Materials:

- Machined components are manufactured using solid steel or brass bar stock.
- Stainless steel balls, retaining rings, and springs maximize corrosion resistance and extend service life.
- Steel componentry is plated using ROHS Compliant Trivalent Chrome.

Seal Components:

- Silicon gaskets and valve O-rings are standard, providing a temperature range of -90°F to +400°F (-68°C to +205°C).

CM Series Profiles




Rated Pressure Chart:

Body Size	CM-Series Industrial Mold Interchange (Connected)															
	Unvalved Coupler/Brass Plug				Unvalved Coupler/Steel Plug				Valved Coupler/Brass Plug				Valved Coupler/Steel Plug			
	Max. Working		Burst		Max. Working		Burst		Max. Working		Burst		Max. Working		Burst	
	PSI	Bar	PSI	Bar	PSI	Bar	PSI	Bar	PSI	Bar	PSI	Bar	PSI	Bar	PSI	Bar
1/4"	300	20	10,000	700	500	35	10,700	750	300	20	6,000	400	300	20	6,100	400
3/8"	300	20	14,500	1,000	500	35	14,200	1,000	300	20	6,700	450	300	20	6,100	400
1/2"	300	20	4,900	340	-	-	-	-	-	-	-	-	-	-	-	-



Technical Specifications:

Body Size	Interchange Standards				Functional Parameters				
	U.S. Military	U.S. Government	International Standards	ANSI/NFPA Standards	Locking Ball Quantity	Air Inclusion	Fluid Loss	Vacuum Inch HG	Flow $\Delta P = 7$ PSI
1/4"	-	-	-	-	6	N/A	N/A	N/R	3 GPM
3/8"	-	-	-	-	8	N/A	N/A	N/R	9 GPM
1/2"	-	-	-	-	8	N/A	N/A	N/R	15 GPM

CM-Series Hydraulic Couplings



Body Size	CM-Series Industrial Mold Interchange Nipple (Female Threads)											
	Part Detail			List Price	Length		Maximum OD		Hex Inch	Weight Lb	Package Qty	
	Part Number	Threads	Material		Inch	mm	Inch	mm			Bag	Box
1/4"	CM2F1	1/8" - 27 NPTF	steel	\$1.90	0.90	22.9	0.58	14.7	1/2"	0.02	10	100
1/4"	CM2F1-B	1/8" - 27 NPTF	brass	2.02	0.90	22.9	0.58	14.7	1/2"	0.02	10	100
1/4"	CM2F2	1/4" - 18 NPTF	steel	2.01	1.12	28.4	0.72	18.3	5/8"	0.04	10	100
1/4"	CM2F2-B	1/4" - 18 NPTF	brass	2.16	1.12	28.4	0.72	18.3	5/8"	0.05	10	100
1/4"	CM2F3	3/8" - 18 NPTF	steel	2.51	1.21	30.7	0.87	22.1	3/4"	0.08	10	100
1/4"	CM2F3-B	3/8" - 18 NPTF	brass	2.82	1.21	30.7	0.87	22.1	3/4"	0.08	10	100
3/8"	CM3F2	1/4" - 18 NPTF	steel	2.53	1.34	34.0	0.72	18.3	5/8"	0.05	10	50
3/8"	CM3F2-B	1/4" - 18 NPTF	brass	2.59	1.34	34.0	0.72	18.3	5/8"	0.05	10	50
3/8"	CM3F3	3/8" - 18 NPTF	steel	3.28	1.34	34.0	0.87	22.1	3/4"	0.06	10	50
3/8"	CM3F3-B	3/8" - 18 NPTF	brass	3.67	1.34	34.0	0.87	22.1	3/4"	0.07	10	50
1/2"	CM4F4-B	1/2" - 14 NPTF	brass	7.42	1.69	42.9	1.16	29.5	1"	0.09	5	30
1/2"	CM4F6-B	3/4" - 14 NPTF	brass	10.42	1.69	42.9	1.37	34.8	1-3/16"	0.10	5	30

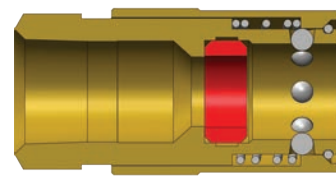



Body Size	CM-Series Industrial Mold Interchange Nipple (Male Threads)											
	Part Detail			List Price	Length		Maximum OD		Hex Inch	Weight Lb	Package Qty	
	Part Number	Threads	Material		Inch	mm	Inch	mm			Bag	Box
1/4"	CM2M1-B	1/8" - 27 NPTF	brass	\$1.52	1.00	25.4	0.65	16.5	9/16"	0.02	10	100
1/4"	CM2M2-B	1/4" - 18 NPTF	brass	1.82	1.15	29.2	0.65	16.5	9/16"	0.03	10	100
1/4"	CM2M3-B	3/8" - 18 NPTF	brass	2.27	1.21	30.7	0.79	20.1	11/16"	0.05	10	100
3/8"	CM3M2-B	1/4" - 18 NPTF	brass	2.09	1.37	34.8	0.65	16.5	9/16"	0.04	10	50
3/8"	CM3M3-B	3/8" - 18 NPTF	brass	2.27	1.43	36.3	0.79	20.1	11/16"	0.00	10	50
3/8"	CM3M4-B	1/2" - 14 NPTF	brass	3.82	1.58	40.1	1.01	25.7	7/8"	0.07	10	50
1/2"	CM4M4-B	1/2" - 14 NPTF	brass	4.43	1.69	42.9	1.01	25.7	7/8"	0.10	5	30
1/2"	CM4M6-B	3/4" - 14 NPTF	brass	6.75	1.79	45.5	1.23	31.2	1-1/16"	0.11	5	30

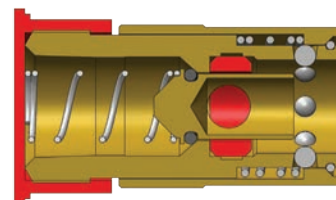
CM-Series Hydraulic Couplings



Body Size	CM-Series Industrial Mold Interchange Extension Nipple (Male Threads)											
	Part Detail			List Price	Length		Maximum OD		Hex Inch	Weight Lb	Package Qty	
	Part Number	Threads	Material		Inch	mm	Inch	mm			Bag	Box
1/4"	CM2M1-B-L2.5	1/8" - 27 NPTF	brass	\$8.56	2.50	63.5	0.51	13.0	7/16"	0.06	10	50
1/4"	CM2M1-B-L4	1/8" - 27 NPTF	brass	10.12	4.00	101.6	0.51	13.0	7/16"	0.10	10	50
1/4"	CM2M1-B-L5.5	1/8" - 27 NPTF	brass	13.75	5.50	139.7	0.51	13.0	7/16"	0.13	10	50
1/4"	CM2M2-B-L2.5	1/4" - 18 NPTF	brass	9.37	2.50	63.5	0.65	16.5	9/16"	0.09	10	50
1/4"	CM2M2-B-L4	1/4" - 18 NPTF	brass	11.08	4.00	101.6	0.65	16.5	9/16"	0.15	10	50
1/4"	CM2M2-B-L5.5	1/4" - 18 NPTF	brass	14.68	5.50	139.7	0.65	16.5	9/16"	0.22	10	50
1/4"	CM2M2-B-L7	1/4" - 18 NPTF	brass	17.40	7.00	177.8	0.65	16.5	9/16"	0.27	10	50
3/8"	CM3M1-B-L2.5	1/8" - 27 NPTF	brass	9.37	2.50	63.5	0.65	16.5	9/16"	0.07	5	25
3/8"	CM3M1-B-L4	1/8" - 27 NPTF	brass	11.08	4.00	101.6	0.65	16.5	9/16"	0.11	5	25
3/8"	CM3M1-B-L5.5	1/8" - 27 NPTF	brass	15.58	5.50	139.7	0.65	16.5	9/16"	0.15	5	25
3/8"	CM3M1-B-L7	1/8" - 27 NPTF	brass	17.40	7.00	177.8	0.65	16.5	9/16"	0.18	5	25
3/8"	CM3M2-B-L2.5	1/4" - 18 NPTF	brass	9.37	2.50	63.5	0.65	16.5	9/16"	0.09	5	25
3/8"	CM3M2-B-L4	1/4" - 18 NPTF	brass	11.08	4.00	101.6	0.65	16.5	9/16"	0.15	5	25
3/8"	CM3M2-B-L5.5	1/4" - 18 NPTF	brass	14.68	5.50	139.7	0.65	16.5	9/16"	0.21	5	25
3/8"	CM3M2-B-L7	1/4" - 18 NPTF	brass	17.40	7.00	177.8	0.65	16.5	9/16"	0.27	5	25
3/8"	CM3M2-B-L8.5	1/4" - 18 NPTF	brass	19.62	8.50	215.9	0.65	16.5	9/16"	0.33	5	25
3/8"	CM3M2-B-L11.5	1/4" - 18 NPTF	brass	23.03	11.50	292.1	0.65	16.5	9/16"	0.45	5	25





Body Size	CM-Series Industrial Mold Interchange Unvalved Coupler (Female Threads)											
	Part Detail			List Price	Length		Maximum OD		Hex Inch	Weight Lb	Package Qty	
	Part Number	Threads	Material		Inch	mm	Inch	mm			Bag	Box
1/4"	2CMF1-B-E	1/8" - 27 NPTF	brass	\$8.51	1.35	34.3	0.69	17.5	9/16"	0.07	10	100
1/4"	2CMF2-B-E	1/4" - 18 NPTF	brass	8.77	1.35	34.3	0.79	20.1	11/16"	0.08	10	100
3/8"	3CMF2-B-E	1/4" - 18 NPTF	brass	10.56	1.84	46.7	0.95	24.1	3/4"	0.21	10	50
3/8"	3CMF3-B-E	3/8" - 18 NPTF	brass	11.04	1.84	46.7	1.01	25.7	7/8"	0.23	10	50
1/2"	4CMF4-B-E	1/2" - 14 NPTF	brass	24.84	2.02	51.3	1.24	31.5	1-1/8"	0.34	5	30


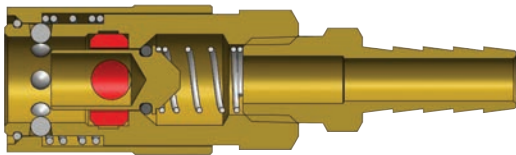


Body Size	CM-Series Industrial Mold Interchange Valved Coupler (Female Threads)											
	Part Detail			List Price	Length		Maximum OD		Hex Inch	Weight Lb	Package Qty	
	Part Number	Threads	Material		Inch	mm	Inch	mm			Bag	Box
1/4"	2CMF1-B	1/8" - 27 NPTF	brass	\$9.60	1.35	34.3	0.69	17.5	9/16"	0.07	10	100
3/8"	3CMF2-B	1/4" - 18 NPTF	brass	13.96	1.84	46.7	0.95	24.1	3/4"	0.21	10	50



CM-Series Hydraulic Couplings



Body Size	CM-Series Industrial Mold Interchange Unvalved Coupler (Hose Barb)											
	Part Detail			List Price	Length		Maximum OD		Hex Inch	Weight Lb	Package Qty	
	Part Number	Hose ID	Material		Inch	mm	Inch	mm			Bag	Box
1/4"	2CMS2-B-E	1/4"	brass	\$9.82	2.11	53.6	0.69	17.5	-	0.10	10	100
1/4"	2CMS2.5-B-E	5/16"	brass	9.82	2.10	53.3	0.69	17.5	-	0.09	10	100
1/4"	2CMS3-B-E	3/8"	brass	9.82	2.10	53.3	0.69	17.5	-	0.11	10	100
3/8"	3CMS3-B-E	3/8"	brass	12.64	2.55	64.8	0.95	24.1	-	0.24	10	50
3/8"	3CMS4-B-E	1/2"	brass	12.64	2.55	64.8	0.95	24.1	-	0.25	10	50
1/2"	4CMS4-B-E	1/2"	brass	28.89	2.98	75.7	1.18	30.0	-	0.46	5	30
1/2"	4CMS6-B-E	3/4"	brass	28.89	2.98	75.7	1.18	30.0	-	0.48	5	30

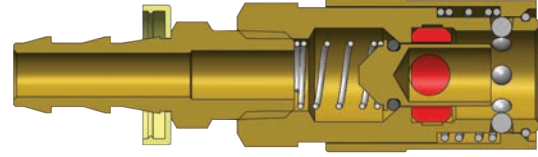



Body Size	CM-Series Industrial Mold Interchange Valved Coupler (Hose Barb)											
	Part Detail			List Price	Length		Maximum OD		Hex Inch	Weight Lb	Package Qty	
	Part Number	Hose ID	Material		Inch	mm	Inch	mm			Bag	Box
1/4"	2CMS2-B	1/4"	brass	\$11.25	2.66	67.6	0.69	17.5	-	0.10	10	100
1/4"	2CMS2.5-B	5/16"	brass	11.34	2.66	67.6	0.69	17.5	-	0.10	10	100
1/4"	2CMS3-B	3/8"	brass	16.67	2.66	67.6	0.69	17.5	-	0.10	10	100
3/8"	3CMS3-B	3/8"	brass	16.99	3.30	83.8	0.95	24.1	-	0.27	10	50
3/8"	3CMS4-B	1/2"	brass	16.99	3.28	83.3	0.95	24.1	-	0.28	10	50

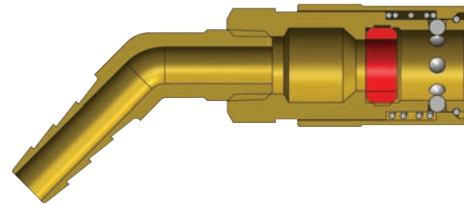



Body Size	CM-Series Industrial Mold Interchange Unvalved Coupler (Push-Loc Barb)											
	Part Detail			List Price	Length		Maximum OD		Hex Inch	Weight Lb	Package Qty	
	Part Number	Hose ID	Material		Inch	mm	Inch	mm			Bag	Box
1/4"	2CMB2-B-E	1/4"	brass	\$10.90	2.08	52.8	0.69	17.5	-	0.10	10	100
1/4"	2CMB3-B-E	3/8"	brass	10.90	2.08	52.8	0.69	17.5	-	0.11	10	100
3/8"	3CMB3-B-E	3/8"	brass	14.72	2.53	64.3	0.95	24.1	-	0.26	10	50
3/8"	3CMB4-B-E	1/2"	brass	14.72	2.69	68.3	0.95	24.1	-	0.25	10	50
1/2"	4CMB4-B-E	1/2"	brass	28.89	3.12	79.2	1.18	30.0	-	0.50	5	30
1/2"	4CMB6-B-E	3/4"	brass	28.89	3.12	79.2	1.18	30.0	-	0.51	5	30

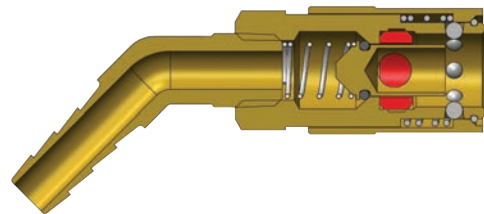

CM-Series Hydraulic Couplings



Body Size	CM-Series Industrial Mold Interchange Valved Coupler (Push-Loc Barb)											
	Part Detail			List Price	Length		Maximum OD		Hex Inch	Weight Lb	Package Qty	
	Part Number	Hose ID	Material		Inch	mm	Inch	mm			Bag	Box
1/4"	2CMB2-B	1/4"	brass	\$13.74	2.64	67.1	0.69	17.5	-	0.10	10	100
1/4"	2CMB3-B	3/8"	brass	16.99	2.67	67.8	0.69	17.5	-	0.13	10	100
3/8"	3CMB3-B	3/8"	brass	17.88	3.28	83.3	0.95	24.1	-	0.29	10	50
3/8"	3CMB4-B	1/2"	brass	17.88	3.44	87.4	0.95	24.1	-	0.30	10	50


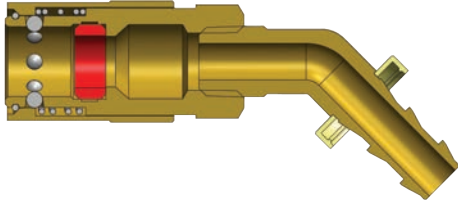


Body Size	CM-Series Industrial Mold Interchange Unvalved Coupler (45° Hose Barb)											
	Part Detail			List Price	Length		Maximum OD		Hex Inch	Weight Lb	Package Qty	
	Part Number	Hose ID	Material		Inch	mm	Inch	mm			Bag	Box
1/4"	2CM4S2-B-E	1/4"	brass	\$14.38	2.87	72.9	0.69	17.5	-	0.13	10	100
1/4"	2CM4S2.5-B-E	5/16"	brass	14.38	2.89	73.4	0.69	17.5	-	0.13	10	100
1/4"	2CM4S3-B-E	3/8"	brass	14.38	2.91	73.9	0.69	17.5	-	0.13	10	100
3/8"	3CM4S3-B-E	3/8"	brass	19.18	3.83	97.3	0.95	24.1	-	0.36	10	50
3/8"	3CM4S4-B-E	1/2"	brass	19.18	3.86	98.0	0.95	24.1	-	0.36	10	50
1/2"	4CM4S4-B-E	1/2"	brass	38.80	4.18	106.2	1.18	30.0	-	0.74	5	30
1/2"	4CM4S6-B-E	3/4"	brass	38.80	4.56	115.8	1.18	30.0	-	0.76	5	30

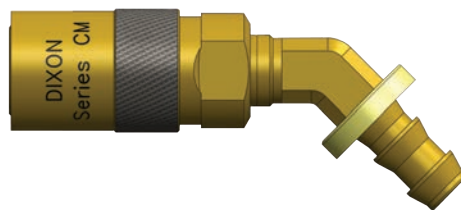
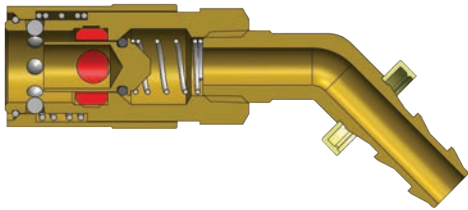


Body Size	CM-Series Industrial Mold Interchange Valved Coupler (45° Hose Barb)											
	Part Detail			List Price	Length		Maximum OD		Hex Inch	Weight Lb	Package Qty	
	Part Number	Hose ID	Material		Inch	mm	Inch	mm			Bag	Box
1/4"	2CM4S2-B	1/4"	brass	\$16.99	2.87	72.9	0.69	17.5	-	0.13	10	100
1/4"	2CM4S2.5-B	5/16"	brass	16.99	2.89	73.4	0.69	17.5	-	0.13	10	100
1/4"	2CM4S3-B	3/8"	brass	16.99	2.91	73.9	0.69	17.5	-	0.14	10	100
3/8"	3CM4S3-B	3/8"	brass	23.98	3.83	97.3	0.95	24.1	-	0.36	10	50
3/8"	3CM4S4-B	1/2"	brass	23.98	3.86	98.0	0.95	24.1	-	0.36	10	50

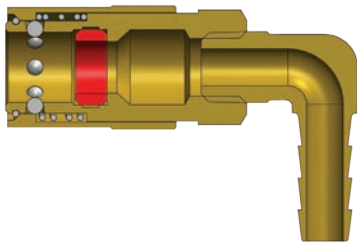
CM-Series Hydraulic Couplings



Body Size	CM-Series Industrial Mold Interchange Unvalved Coupler (45° Push-Loc Barb)											
	Part Detail			List Price	Length		Maximum OD		Hex Inch	Weight Lb	Package Qty	
	Part Number	Hose ID	Material		Inch	mm	Inch	mm			Bag	Box
1/4"	2CM4B2-B-E	1/4"	brass	\$15.35	2.86	72.6	0.69	17.5	-	0.13	10	100
1/4"	2CM4B3-B-E	3/8"	brass	15.35	2.92	74.2	0.69	17.5	-	0.15	10	100
3/8"	3CM4B3-B-E	3/8"	brass	21.15	3.82	97.0	0.95	24.1	-	0.34	10	50
3/8"	3CM4B4-B-E	1/2"	brass	21.15	3.98	101.1	0.95	24.1	-	0.34	10	50
1/2"	4CM4B4-B-E	1/2"	brass	39.92	4.28	108.7	1.18	30.0	-	0.83	5	30
1/2"	4CM4B6-B-E	3/4"	brass	42.17	4.56	115.8	1.18	30.0	-	0.83	5	30

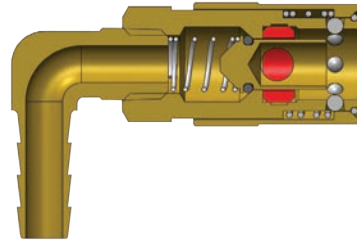


Body Size	CM-Series Industrial Mold Interchange Valved Coupler (45° Push-Loc Barb)											
	Part Detail			List Price	Length		Maximum OD		Hex Inch	Weight Lb	Package Qty	
	Part Number	Hose ID	Material		Inch	mm	Inch	mm			Bag	Box
1/4"	2CM4B2-B	1/4"	brass	\$18.31	2.86	72.6	0.69	17.5	-	0.14	10	100
1/4"	2CM4B3-B	3/8"	brass	18.31	2.92	74.2	0.69	17.5	-	0.17	10	100
3/8"	3CM4B3-B	3/8"	brass	27.70	3.82	97.0	0.95	24.1	-	0.36	10	50
3/8"	3CM4B4-B	1/2"	brass	27.70	3.98	101.1	0.95	24.1	-	0.40	10	50

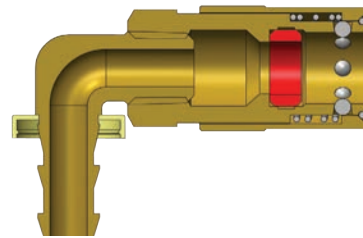



Body Size	CM-Series Industrial Mold Interchange Unvalved Coupler (90° Hose Barb)											
	Part Detail			List Price	Length		Maximum OD		Hex Inch	Weight Lb	Package Qty	
	Part Number	Hose ID	Material		Inch	mm	Inch	mm			Bag	Box
1/4"	2CM9S2-B-E	1/4"	brass	\$14.38	1.98	50.3	0.69	17.5	-	0.13	10	100
1/4"	2CM9S2.5-B-E	5/16"	brass	14.38	1.98	50.3	0.69	17.5	-	0.13	10	100
1/4"	2CM9S3-B-E	3/8"	brass	14.38	2.17	55.1	0.69	17.5	-	0.14	10	100
3/8"	3CM9S3-B-E	3/8"	brass	19.18	2.84	72.1	0.95	24.1	-	0.31	10	50
3/8"	3CM9S4-B-E	1/2"	brass	19.18	2.85	72.4	0.95	24.1	-	0.33	10	50
1/2"	4CM9S4-B-E	1/2"	brass	45.56	3.50	88.9	1.18	30.0	-	0.79	5	30
1/2"	4CM9S6-B-E	3/4"	brass	46.16	3.50	88.9	1.18	30.0	-	0.80	5	30

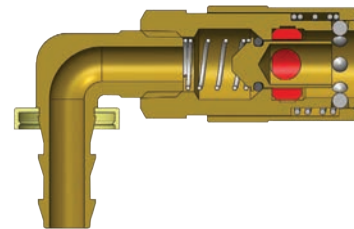

CM-Series Hydraulic Couplings



Body Size	CM-Series Industrial Mold Interchange Valved Coupler (90° Hose Barb)											
	Part Detail			List Price	Length		Maximum OD		Hex Inch	Weight Lb	Package Qty	
	Part Number	Hose ID	Material		Inch	mm	Inch	mm			Bag	Box
1/4"	2CM9S2-B	1/4"	brass	\$19.18	1.98	50.3	0.69	17.5	-	0.14	10	100
1/4"	2CM9S2.5-B	5/16"	brass	19.18	1.98	50.3	0.69	17.5	-	0.14	10	100
1/4"	2CM9S3-B	3/8"	brass	19.18	2.17	55.1	0.69	17.5	-	0.15	10	100
3/8"	3CM9S3-B	3/8"	brass	24.21	2.84	72.1	0.95	24.1	-	0.31	10	50
3/8"	3CM9S4-B	1/2"	brass	24.21	2.85	72.4	0.95	24.1	-	0.35	10	50

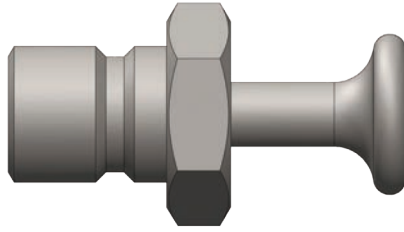


Body Size	CM-Series Industrial Mold Interchange Unvalved Coupler (90° Push-Loc Barb)											
	Part Detail			List Price	Length		Maximum OD		Hex Inch	Weight Lb	Package Qty	
	Part Number	Hose ID	Material		Inch	mm	Inch	mm			Bag	Box
1/4"	2CM9B2-B-E	1/4"	brass	\$15.35	2.07	52.6	0.69	17.5	-	0.14	10	100
1/4"	2CM9B3-B-E	3/8"	brass	15.35	2.17	55.1	0.69	17.5	-	0.16	10	100
3/8"	3CM9B3-B-E	3/8"	brass	21.15	2.93	74.4	0.95	24.1	-	0.37	10	50
3/8"	3CM9B4-B-E	1/2"	brass	21.15	2.98	75.7	0.95	24.1	-	0.37	10	50
1/2"	4CM9B4-B-E	1/2"	brass	38.80	3.50	88.9	1.18	30.0	-	0.83	5	30
1/2"	4CM9B6-B-E	3/4"	brass	38.80	3.50	88.9	1.18	30.0	-	0.83	5	30



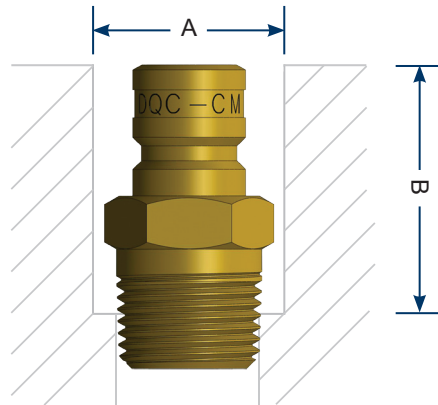
Body Size	CM-Series Industrial Mold Interchange Valved Coupler (90° Push-Loc Barb)											
	Part Detail			List Price	Length		Maximum OD		Hex Inch	Weight Lb	Package Qty	
	Part Number	Hose ID	Material		Inch	mm	Inch	mm			Bag	Box
1/4"	2CM9B2-B	1/4"	brass	\$19.84	2.07	52.6	0.69	17.5	-	0.14	10	100
1/4"	2CM9B3-B	3/8"	brass	19.84	2.17	55.1	0.69	17.5	-	0.17	10	100
3/8"	3CM9B3-B	3/8"	brass	28.77	2.93	74.4	0.95	24.1	-	0.37	10	50
3/8"	3CM9B4-B	1/2"	brass	28.77	2.98	75.7	0.95	24.1	-	0.39	10	50

CM-Series Hydraulic Couplings



Body Size	CM-Series Coupler Rigid Dust Plug						
	Part Detail			List Price	Weight Lb	Package Qty	
	Part Number	Lanyard	Body			Bag	Box
1/4"	2CMPC-B	N/A	brass	\$4.36	0.09	10	100
3/8"	3CMPC-B	N/A	brass	4.36	0.12	10	50
1/2"	4CMPC-B	N/A	brass	9.67	0.15	5	30

Body Size	CM-Series Industrial Mold Interchange Coupler Seal Kits						
	Part Detail			List Price	Seal Kit Contents	Package Qty	
	Part Number	Coupler Style	Seal Material			Bag	Box
1/4"	2CM-SKIT	all	Silicone	\$1.71	Body Seal	25	200
3/8"	3CM-SKIT	all	Silicone	1.95	Body Seal	25	200
1/2"	4CM-SKIT	all	Silicone	3.28	Body Seal	25	200



Counterbored mold ports will protect the male threaded nipple, allowing the nipple to be mounted below the surface, simplifying storing and handling of molds. Dixon male threaded plugs are constructed of corrosion resistant brass to maximize longevity in moist environments.

Body Size	Part Detail		Dimension A	Dimension B
	Part Number	Threads		
1/4"	CM2M1-B	1/8" - 27 NPTF	17.5 mm (0.69")	17.5 mm (0.69")
1/4"	CM2M2-B	1/4" - 18 NPTF	21.3 mm (0.84")	23.9 mm (0.94")
1/4"	CM2M3-B	3/8" - 18 NPTF	25.4 mm (1.00")	24.6 mm (0.97")
3/8"	CM3M2-B	1/4" - 18 NPTF	17.5 mm (0.69")	23.9 mm (0.94")
3/8"	CM3M3-B	3/8" - 18 NPTF	21.3 mm (0.84")	28.7 mm (1.13")
3/8"	CM3M4-B	1/2" - 14 NPTF	25.4 mm (1.00")	31.8 mm (1.25")
1/2"	CM4M4-B	1/2" - 14 NPTF	31.8 mm (1.25")	38.1 mm (1.50")
1/2"	CM4M6-B	3/4" - 14 NPTF	38.1 mm (1.50")	39.6 mm (1.56")

Alpha Numeric Product Index

Part #	Page #	Part #	Page #	Part #	Page #	Part #	Page #
10BOP-SKIT	130	10WBF10-B	122	12KBF12	76	140032-12	99
10CVVBF10	135	10WBF10-B-HN	122	12KF12	76	140032-16	99
10CVVDP	137	10WDP	124	12K-SKIT	78	16BOP-SKIT	130
10CVVF10	135	10WF10-B	122	12VBF12	88	16EF16-B	139
10EF10-B	139	10WF10-B-HN	122	12VBF12-B	88	16EF16-S	139
10EF10-S	139	10W-RKIT	124	12VBF12-SS	88	16EM16-B	141
10EM10-B	141	10WSBF10	126	12VDP-A	97	16E-SKIT	143
10E-SKIT	143	10WSBF10-BOP	127	12VEPBF12	119	16HTBF16	107
10HBF10	64	10WSBF10-SS	126	12VEPDP-A	120	16HTDP	108
10H-BRKIT	70	10WSDP-A	129	12VEPF12	119	16HTF16	107
10HF10	64	10WSF10	126	12VEPOF12	119	16HTOF16	107
10HF10-B	64	10WSF10-BOP	127	12VF12	88	16KBF16	76
10HF10-S	64	10WSF10-SS	126	12VF12-B	88	16KF16	76
10H-RKIT	70	10WSF10-SS-BOP	127	12VF12-B-E	93	16K-SKIT	78
10H-SKIT	69	10WSOF10	126	12VF12-E	93	16STBF12	112
10H-SRKIT	70	10WS-RKIT	130	12VF12-SS	88	16STBF16	112
10H-SSRKIT	70	10WS-SKIT	130	12VF12-SS-E	93	16STDP-A	114
10KBF10	76	12BOP-SKIT	130	12VM12	90	16STF12	112
10KF10	76	12EF12-B	139	12VM12-B	90	16STF16	112
10K-SKIT	78	12EF12-S	139	12VM12-E	95	16STF16-SS	112
10VBF10	88	12EM12-B	141	12VM12-SS	90	16STOF12	112
10VBF10-B	88	12E-SKIT	143	12VM12-SS-E	95	16STOF16	112
10VBF10-B-E	93	12HBF12	64	12VOF12	88	16ST-SKIT	115
10VBF10-E	93	12HBF12-B	64	12V-SKIT	98	16VBF16	88
10VBF10-SS	88	12HBF12-S	64	12WBF12-B	122	16VBF16-B	88
10VBF10-SS-E	93	12HBF12-SS	64	12WBF12-B-HN	122	16VBF16-SS	88
10VDP-A	97	12H-BRKIT	70	12WDP	124	16VDP-A	97
10VEPBF10	119	12HDP-A	68	12WF12-B	122	16VEPBF16	119
10VEPDP-A	120	12HF10	64	12WF12-B-HN	122	16VEPDP-A	120
10VEPF10	119	12HF10-B	64	12W-RKIT	124	16VEPF16	119
10VEPOF10	119	12HF10-S	64	12WSBF12	126	16VEPOF16	119
10VF10	88	12HF12	64	12WSBF12-BOP	127	16VF16	88
10VF10-B	88	12HF12-B	64	12WSBF12-SS	126	16VF16-B	88
10VF10-B-E	93	12HF12-S	64	12WSDP-A	129	16VF16-B-E	93
10VF10-E	93	12HF12-SS	64	12WSF12	126	16VF16-E	93
10VF10-SS	88	12HOF10	64	12WSF12-BOP	127	16VF16-SS	88
10VF10-SS-E	93	12HOF12	64	12WSF12-SS	126	16VF16-SS-E	93
10VJM10	92	12H-RKIT	70	12WSF12-SS-BOP	127	16VM16	90
10VM10	90	12H-SKIT	69	12WSOF12	126	16VM16-B	90
10VM10-B	90	12H-SRKIT	70	12WS-RKIT	130	16VM16-E	95
10VM10-E	95	12H-SSRKIT	70	12WS-SKIT	130	16VM16-SS	90
10VM10-SS	90	12HTBF12	107	140030-10	99	16VM16-SS-E	95
10VM10-SS-E	95	12HTDP	108	140030-12	99	16V-SKIT	98
10VOF10	88	12HTF12	107	140030-16	99	16WSBF16	126
10V-SKIT	98	12HTOF12	107	140032-10	99	16WSBF16-BOP	127

Alpha Numeric Product Index

Part #	Page #	Part #	Page #	Part #	Page #	Part #	Page #
16WSBF16-SS	126	2AF1-B	55	2CMS2.5-B-E	149	2FBF3-B	12, 13
16WSDP-A	129	2AF2-B	55	2CMS2-B	149	2FBM1-B	16
16WSF16	126	2AGDP	82	2CMS2-B-E	149	2FBM2-B	16
16WSF16-BOP	127	2AGF2	80	2CMS3-B	149	2FBM3-B	16
16WSF16-SS	126	2AGF2-PV	80	2CMS3-B-E	149	2FF1-B	13
16WSF16-SS-BOP	127	2AM1-B	56	2CM-SKIT	153	2FF2	12, 13
16WSOF16	126	2AM2-B	56	2CVVBF2	135	2FF2-B	12, 13
16WS-RKIT	130	2AS2-B	56	2CVVDP	137	2FF2-S	12, 13
16WS-SKIT	130	2CJBF2-B	31	2CVVF2	135	2FF3-B	12, 13
1AF1-B	55	2CJBF3-B	31	2CVVFM1415	135	2FF3-S	12, 13
1AM1-B	56	2CJBM2-B	32	2DB2-B	19	2FM1-B	16
1AS1-B	56	2CJBM3-B	32	2DB3-B	19	2FM1-S	16
1BRBF1-B-7	53	2CJF2-B	31	2DBF2-B	12, 13	2FM2	16
1BRBF2-B-7	53	2CJF3-B	31	2DBF3-B	12, 13	2FM2-B	16
1BRF1-B-7	53	2CJM2-B	32	2DBM2-B	15	2FM2-S	16
1BRF2-B-7	53	2CJM3-B	32	2DBM3-B	15	2FM3-B	16
1BRGM1-B-7	54	2CM4B2-B	151	2DE2-B	20	2FM3-S	16
1BRGM2-B-7	54	2CM4B2-B-E	151	2DF1-B	12, 13	2FS2	18
1BRM1-B-7	54	2CM4B3-B	151	2DF2-B	12, 13	2FS2.5-B	18
1BRM2-B-7	54	2CM4B3-B-E	151	2DF2-S	12, 13	2FS2-B	18
1BRS1.25-B-7	54	2CM4S2.5-B	150	2DF3-B	12, 13	2FS2-S	18
1BRS1.86-B-7	54	2CM4S2.5-B-E	150	2DF3-S	12, 13	2FS3-B	18
1BRS2.83-B-7	54	2CM4S2-B	150	2DH2-B	20	2FS3-S	18
1EF1-B	139	2CM4S2-B-E	150	2DK3-B	20	2HBF2	62
1EF1-S	139	2CM4S3-B	150	2DL3-B	20	2HBF2-B	62
1EM1-B	141	2CM4S3-B-E	150	2DM1-B	15	2HBF2-S	62
1EM1-S	141	2CM9B2-B	152	2DM2-B	15	2HBF2-SS	62
1H-BSKIT	69	2CM9B2-B-E	152	2DM2-S	15	2H-BRKIT	70
1HDP	67	2CM9B3-B	152	2DM3-B	15	2H-BSKIT	69
1HF1	62	2CM9B3-B-E	152	2DM3-S	15	2HDP-A	68
1HF1-B	62	2CM9S2.5-B	152	2DS2-B	18	2HDP-H2DC	67
1HF1-S	62	2CM9S2.5-B-E	151	2DS2-S	18	2HF2	62
1HF1-SS	62	2CM9S2-B	152	2DS3-B	18	2HF2-B	62
1HOF2	62	2CM9S2-B-E	151	2DS3-S	18	2HF2-S	62
1H-SKIT	69	2CM9S3-B	152	2EBF2-B	139	2HF2-SS	62
1PDF1	116	2CM9S3-B-E	151	2EF2-B	139	2HOF3	62
1PDF2	116	2CMB2-B	150	2EF2-S	139	2H-RKIT	70
1PDM2	117	2CMB2-B-E	149	2EM2-B	141	2HSBF2-B	72
		2CMB3-B	150	2EM2-S	141	2HSBF2-S	72
20HDP-A	68	2CMB3-B-E	149	2ES2-B	142	2HSF2-B	72
20HF16	64	2CMF1-B	148	2E-SKIT	143	2HSF2-S	72
20HF16-B	64	2CMF1-B-E	148	2FB2-B	20	2H-SKIT	69
20HF20	64	2CMF2-B-E	148	2FB3-B	20	2H-SRKIT	70
20HF24	64	2CMPC-B	153	2FBF1-B	12, 13	2H-SSRKIT	70
2AE2-B	57	2CMS2.5-B	149	2FBF2-B	12, 13	2HTBF2	104

Alpha Numeric Product Index

Part #	Page #	Part #	Page #	Part #	Page #	Part #	Page #
2HT-BMK	109	2SHDS2	36	2VM2-E	95	3CMS4-B	149
2HTDP	108	2SHDS3	36	2VM2-SS	90	3CMS4-B-E	149
2HTF2	104	2STBF2	111	2VM2-SS-E	95	3CM-SKIT	153
2HTOF3	104	2STBF2-SS	111	2VOF2	86	3CVVBF3	135
2HT-SKIT	109	2ST-BMK	115	2V-RKIT	99	3CVVDP	137
2JB2-B	26	2STDP-A	114	2V-SKIT	98	3CVVF3	135
2JB3-B	26	2STF2	111	2V-SSRKIT	99	3CVVFM1615	135
2JF1-B	23	2STF2-SS	111			3DB3-B	19
2JF2-B	23	2ST-SKIT	115	3AGDP	82	3DBF3-B	12, 13
2JF3-B	23	2TDP	133	3AGF3	80	3DBM3-B	15
2JM1-B	24	2THOF3	104	3AGF3-PV	80	3DF2-B	12, 13
2JM2-B	24	2TM2	132	3CJBF3-B	31	3DF3-B	12, 13
2JM3-B	24	2T-SKIT	133	3CJBF4-B	31	3DF3-S	12, 13
2JS2-B	25	2UB2-B	40	3CJBM3-B	32	3DF4-B	12, 13
2JS3-B	25	2UB3-B	40	3CJBM4-B	32	3DM2-B	15
2KBF2	75	2UF2-B	40	3CJF3-B	31	3DM3-B	15
2KDP-K2DC	78	2UF3-B	40	3CJF4-B	31	3DM3-S	15
2KF1	75	2UM2-B	40	3CJM3-B	32	3DM4-B	15
2KF2	75	2UM3-B	40	3CJM4-B	32	3DS2-B	18
2KOF2	75	2US2-B	40	3CM4B3-B	151	3DS3-B	18
2K-SKIT	78	2US3-B	40	3CM4B3-B-E	151	3DS3-S	18
2LF2-B	37	2VBF2	86	3CM4B4-B	151	3DS4-B	18
2LM2-B	38	2VBF2-B	86	3CM4B4-B-E	151	3EBF3-B	139
2MF2-B	28	2VBF2-B-E	93	3CM4S3-B	150	3EF3-B	139
2MF2-PL	27	2VBF2-E	93	3CM4S3-B-E	150	3EF3-S	139
2MF3-B	28	2VBF2-SS	86	3CM4S4-B	150	3EM3-B	141
2MF3-PL	27	2VBF2-SS-E	93	3CM4S4-B-E	150	3EM3-S	141
2MM2-B	29	2V-BRKIT	99	3CM9B3-B	152	3ES3-B	142
2MM2-PL	28	2VDP-A	97	3CM9B3-B-E	152	3E-SKIT	143
2MM3-B	29	2VEPBF2	119	3CM9B4-B	152	3FB2	20
2MM3-PL	28	2VEPDP-A	120	3CM9B4-B-E	152	3FB3	20
2MS2.5-PL	29	2VEPF2	119	3CM9S3-B	152	3FB4	20
2MS2-B	30	2VEPOF3	119	3CM9S3-B-E	151	3FBF3	12, 13
2MS2-PL	29	2VF1	86	3CM9S4-B	152	3FBM3	16
2MS3-B	30	2VF2	86	3CM9S4-B-E	151	3FF2	12, 13
2MS3-PL	29	2VF2-B	86	3CMB3-B	150	3FF3	12, 13
2NKBF2	51	2VF2-B-E	93	3CMB3-B-E	149	3FF3-S	12, 13
2NKBM2	52	2VF2-E	93	3CMB4-B	150	3FF4	12, 13
2NKF2	51	2VF2-SS	86	3CMB4-B-E	149	3FM2	16
2NKM2	52	2VF2-SS-E	93	3CMF2-B	148	3FM3	16
2NKS2	52	2VJM2	92	3CMF2-B-E	148	3FM3-S	16
2SHDF2	34	2VM1	90	3CMF3-B-E	148	3FM4	16
2SHDF3	34	2VM2	90	3CMPC-B	153	3FS2	18
2SHDM2	35	2VM2-B	90	3CMS3-B	149	3FS3	18
2SHDM3	35	2VM2-B-E	95	3CMS3-B-E	149	3FS3-S	18

Alpha Numeric Product Index

Part #	Page #	Part #	Page #	Part #	Page #	Part #	Page #
3FS4	18	3JM2	24	3VBF3-B	86	4AGOF4	80
3HBF3	62	3JM3	24	3VBF3-B-E	93	4AGOF4-PS	81
3HBF3-B	62	3JM4	24	3VBF3-E	93	4AGOF4-PV	80
3HBF3-S	62	3JS2	25	3VBF3-SS	86	4AGOF4-PV-PS	81
3HBF3-SS	62	3JS3	25	3VBF3-SS-E	93	4AGOF5	80
3H-BRKIT	70	3JS4	25	3V-BRKIT	99	4AGOF5-PS	81
3H-BSKIT	69	3KBF3	75	3VDP-A	97	4AGOF5-PV	80
3HDP-A	68	3KDP-K3DC	78, 96	3VDP-V3DC	96	4AGOF5-PV-PS	81
3HDP-H3DC	67	3KF3	75	3VEPBF3	119	4CM4B4-B-E	151
3HF3	62	3KOF3	75	3VEPBF4	119	4CM4B6-B-E	151
3HF3-B	62	3K-SKIT	78	3VEPDP-A	120	4CM4S4-B-E	150
3HF3-S	62	3MF3-PL	27	3VEPF3	119	4CM4S6-B-E	150
3HF3-SS	62	3MM3-PL	28	3VEPF4	119	4CM9B4-B-E	152
3HOF4	62	3MM4-PL	28	3VEPOF4	119	4CM9B6-B-E	152
3H-RKIT	70	3MS3-PL	29	3VF3	86	4CM9S4-B-E	151
3HSBF3-B	72	3NBM4	44	3VF3-B	86	4CM9S6-B-E	151
3HSBF3-S	72	3NCS4	46	3VF3-B-E	93	4CMB4-B-E	149
3HSF3-B	72	3NM4	44	3VF3-E	93	4CMB6-B-E	149
3HSF3-S	72	3N-SKIT	47	3VF3-SS	86	4CMF4-B-E	148
3H-SKIT	69	3STBF3	111	3VF3-SS-E	93	4CMPC-B	153
3H-SRKIT	70	3STBF3-SS	111	3VF4	86	4CMS4-B-E	149
3H-SSRKIT	70	3STBF4	111	3VJM3	92	4CMS6-B-E	149
3HTBF3	104	3STBF4-SS	111	3VM3	90	4CM-SKIT	153
3HTBF3-SS	104	3ST-BMK	115	3VM3-B	90	4CVVBF4	135
3HTBF4	104	3STDP-A	114	3VM3-B-E	95	4CVVDP	137
3HTBF4-SS	104	3STF2	111	3VM3-E	95	4CVVF4	135
3HT-BMK	109	3STF3	111	3VM3-SS	90	4CVVFM1815	135
3HTDP	108	3STF3-SS	111	3VM3-SS-E	95	4CVVFM2215	135
3HTF3	104	3STF4	111	3VOF3	86	4CVVOF4	135
3HTF3-SS	104	3STF4-SS	111	3V-RKIT	99	4CVVOF5	135
3HTF4	104	3ST-SKIT	115	3V-SKIT	98	4DB4-B	19
3HTF4-SS	104	3TDP	133	3V-SSRKIT	99	4DBF4-B	12, 13
3HTM3	106	3TF3	132			4DBM4-B	15
3HTM4	106	3TM3	132	4AGBF4	80	4DF3-B	12, 13
3HTOF3	104	3TM3-PV	132	4AGBF4-PV	80	4DF4-B	12, 13
3HTOF4	104	3TM3-SS	132	4AGBF6	80	4DF4-S	12, 13
3HTOM3	106	3TM3-SS-PV	132	4AGBF6-PV	80	4DF6-B	12, 13
3HTOM4	106	3TRBF3	101	4AGF4	80	4DM3-B	15
3HT-SKIT	109	3TRF3	101	4AGF4-PS	81	4DM4-B	15
3JB2	26	3TR-SKIT	101	4AGF4-PV	80	4DM4-S	15
3JB3	26	3T-SKIT	133	4AGF4-PV-PS	81	4DM6-B	15
3JB4	26	3UF3-B	40	4AGF6	80	4DS3-B	18
3JF2	23	3UM3-B	40	4AGF6-PS	81	4DS4-B	18
3JF3	23	3US3-B	40	4AGF6-PV	80	4DS4-S	18
3JF4	23	3VBF3	86	4AGF6-PV-PS	81	4DS6-B	18

Alpha Numeric Product Index

Part #	Page #	Part #	Page #	Part #	Page #	Part #	Page #
4EAF3	145	4H-SKIT	69	4NBM6	44	4PS4-B	50
4EAF4	145	4H-SRKIT	70	4NBM6-B	44	4PS6	50
4EA-SKIT	145	4H-SSRKIT	70	4NBM8	44	4PS6-9	50
4EBF4-B	139	4HTBF4	104	4NBM8-B	44	4PS6-B	50
4EF4-B	139	4HTBF4-SS	104	4NF3	42	4PS6-S	50
4EF4-S	139	4HTBF6	104	4NF3-B	42	4PS8	50
4EM4-B	141	4HTBF6-SS	104	4NF4	42	4PS8-B	50
4EM4-S	141	4HT-BMK	109	4NF4-B	42	4P-SKIT	50
4ES4-B	142	4HTDP	108	4NF6	42	4SHDF3	34
4E-SKIT	143	4HTF4	104	4NF6-B	42	4SHDF4	34
4FB3	20, 26	4HTF4-SS	104	4NF6-S	42	4SHDF6	34
4FB4	20, 26	4HTF6	104	4NF8	42	4SHDM3	35
4FBF4	12, 13	4HTF6-SS	104	4NF8-B	42	4SHDM4	35
4FBM4	16	4HTJB5	107	4NM3	44	4SHDS3	36
4FF3	12, 13, 23	4HTJB6	107	4NM3-B	44	4SHDS4	36
4FF4	12, 13, 23	4HTM4	106	4NM4	44	4STBF4	111
4FF4-S	12, 13	4HTOF4	104	4NM4-B	44	4STBF4-SS	111
4FF6	12, 13, 23	4HTOF5	104	4NM6	44	4ST-BMK	115
4FM3	16, 24	4HTOF6	104	4NM6-B	44	4STDP-A	114
4FM4	16, 24	4HTRB5	107	4NM6-S	44	4STF4	111
4FM4-S	16	4HT-SKIT	109	4NM8	44	4STF4-SS	111
4FM6	16, 24	4K-B-DP	78	4NM8-B	44	4STOF4	111
4FS3	18, 25	4KBF4	75	4NS3	46	4ST-SKIT	115
4FS4	18, 25	4KBF6	75	4NS3-B	46	4TRBF4	101
4FS4-S	18	4KDP	78	4NS4	46	4TRF4	101
4FS6	18, 25	4KF4	75	4NS4-B	46	4TR-SKIT	101
4HBF4	62	4KF6	75	4NS6	46	4VBF4	86
4HBF4-B	62	4K-G-DP	78	4NS6-B	46	4VBF4-B	86
4HBF4-S	62	4K-O-DP	78	4NS6-S	46	4VBF4-B-E	93
4HBF4-SS	62	4KOF4	75	4NS8	46	4VBF4-E	93
4H-BRKIT	70	4KOF5	75	4NS8-B	46	4VBF4-SS	86
4H-BSKIT	69	4K-R-DP	78	4NS8-S	46	4VBF4-SS-E	93
4HDP-A	68	4K-SKIT	78	4N-SKIT	47	4V-BRKIT	99
4HDP-H4DC	67	4K-Y-DP	78	4PF4	49	4VDP-A	97
4HF4	62	4N4N	47	4PF6	49	4VEPBF4	119
4HF4-B	62	4NBF3	42	4PF6-B	49	4VEPBF6	119
4HF4-HV	66	4NBF4	42	4PF6-S	49	4VEPDP-A	120
4HF4-S	62	4NBF4-B	42	4PM3	49	4VEPF4	119
4HF4-SS	62	4NBF6	42	4PM4	49	4VEPF6	119
4HOF5	62	4NBF6-B	42	4PM6	49	4VEPOF4	119
4H-RKIT	70	4NBF8	42	4PM6-9	49	4VEPOF5	119
4HSBF4-B	72	4NBF8-B	42	4PM6-S	49	4VEPOF6	119
4HSBF4-S	72	4NBM3	44	4PM8	49	4VF4	86
4HSF4-B	72	4NBM4	44	4PS3	50	4VF4-B	86
4HSF4-S	72	4NBM4-B	44	4PS4	50	4VF4-B-E	93

Alpha Numeric Product Index

Part #	Page #	Part #	Page #	Part #	Page #	Part #	Page #
4VF4-E	93	6EF6-S	139	6STBF6	111	6WDP	124
4VF4-SS	86	6EM6-B	141	6STBF6-SS	111	6WF4-B	122
4VF4-SS-E	93	6EM6-S	141	6ST-BMK	115	6WF4-B-HN	122
4VF6	86	6ES6-B	142	6STDP-A	114	6WF6-B	122
4VJM4	92	6E-SKIT	143	6STF6	111	6WF6-B-HN	122
4VM4	90	6HBF6	62	6STF6-SS	111	6W-RKIT	124
4VM4-B	90	6HBF6-B	62	6STOF6	111	6WSBF6	126
4VM4-B-E	95	6HBF6-S	62	6ST-SKIT	115	6WSBF6-BOP	127
4VM4-E	95	6HBF6-SS	62	6TRBF6	101	6WSBF6-SS	126
4VM4-SS	90	6H-BRKIT	70	6TRF6	101	6WSDP-A	129
4VM4-SS-E	95	6H-BSKIT	69	6TR-SKIT	101	6WSF4	126
4VOF4	86	6HDP-A	68	6VBF6	86	6WSF4-BOP	127
4V-RKIT	99	6HDP-H6DC	67	6VBF6-B	86	6WSF6	126
4V-SKIT	98	6HF6	62	6VBF6-B-E	93	6WSF6-BOP	127
4V-SSRKIT	99	6HF6-B	62	6VBF6-E	93	6WSF6-SS	126
		6HF6-S	62	6VBF6-SS	86	6WSF6-SS-BOP	127
5HTBF6	104	6HF6-SS	62	6VBF6-SS-E	93	6WSOF6	126
5HTBF6-SS	104	6HOF6	62	6V-BRKIT	99	6WS-RKIT	130
5HT-BMK	109	6H-RKIT	70	6VDP-A	97	6WS-SKIT	130
5HTDP	108	6HSBF6-B	72	6VDP-V6DC	96		
5HTF6	104	6HSBF6-S	72	6VEPBF6	119	8AGDP	82
5HTF6-SS	104	6HSF6-B	72	6VEPDP-A	120	8AGF8	80
5HTOF5	104	6HSF6-S	72	6VEPF6	119	8AGF8-PV	80
5HTOF6	104	6H-SKIT	69	6VEPOF6	119	8BOP-SKIT	130
5HT-SKIT	109	6H-SRKIT	70	6VF6	86	8CVVBF8	135
		6H-SSRKIT	70	6VF6-B	86	8CVVDP	137
6AGDP	82	6HTBF6	104	6VF6-B-E	93	8CVVF8	135
6AGF6	80	6HTBF6-SS	104	6VF6-E	93	8EBF8-B	139
6AGF6-PV	80	6HTBF8	104	6VF6-SS	86	8EF8-B	139
6BOP-SKIT	130	6HTBF8-SS	104	6VF6-SS-E	93	8EF8-S	139
6CVVBF6	135	6HT-BMK	109	6VJM6	92	8EM8-B	141
6CVVDP	137	6HTDP	108	6VM6	90	8EM8-S	141
6CVVF6	135	6HTF6	104	6VM6-B	90	8ES8-B	142
6CVVFM2215	135	6HTF6-SS	104	6VM6-B-E	95	8E-SKIT	143
6DF4-B	12, 13	6HTF8	104	6VM6-E	95	8HBF8	62
6DF6-B	12, 13	6HTF8-SS	104	6VM6-SS	90	8HBF8-B	62
6DF8-B	12, 13	6HTOF5	104	6VM6-SS-E	95	8HBF8-S	62
6DM4-B	15	6HTOF6	104	6VOF6	86	8HBF8-SS	62
6DM6-B	15	6HTOF8	104	6V-RKIT	99	8H-BRKIT	70
6DM8-B	15	6HT-SKIT	109	6V-SKIT	98	8H-BSKIT	69
6DS4-B	18	6KBF6	76	6V-SSRKIT	99	8HDP-A	68
6DS6-B	18	6KDP-K6DC	78	6WBF4-B	122	8HDP-H8DC	67
6DS8-B	18	6KF6	76	6WBF4-B-HN	122	8HF8	62
6EBF6-B	139	6KOF6	76	6WBF6-B	122	8HF8-B	62
6EF6-B	139	6K-SKIT	78	6WBF6-B-HN	122	8HF8-S	62

Alpha Numeric Product Index

Part #	Page #	Part #	Page #	Part #	Page #	Part #	Page #
8HF8-SS	62	8TRBF8	101	8WSF8-BOP	127	BR1F1-B-E-7	53
8HOF8	62	8TRF8	101	8WSF8-SS	126	BR1F2-B-E-7	53
8H-RKIT	70	8TR-SKIT	101	8WSF8-SS-BOP	127	BR1GM1-B-E-7	54
8HSBF8-B	72	8VBF8	86	8WSOF8	126	BR1GM2-B-E-7	54
8HSBF8-S	72	8VBF8-B	86	8WS-RKIT	130	BR1M1-B-E-7	54
8HSF8-B	72	8VBF8-B-E	93	8WS-SKIT	130	BR1M2-B-E-7	54
8HSF8-S	72	8VBF8-E	93			BR1S1.25-B-E-7	54
8H-SKIT	69	8VBF8-SS	86	A1F1-B	56	BR1S1.86-B-E-7	54
8H-SRKIT	70	8VBF8-SS-E	93	A1M1-B	56	BR1S2.83-B-E-7	54
8H-SSRKIT	70	8V-BRKIT	99	A1S1-B	57		
8HTBF10	104	8VDP-A	97	A2E2	57	CJ2BF2-B	32
8HTBF10-SS	104	8VDP-V8DC	96	A2E2-B	57	CJ2BF2-LG	32
8HTBF8	104	8VEPBF8	119	A2F1-B	56	CJ2BF3-B	32
8HTBF8-SS	104	8VEPDP-A	120	A2F2	56	CJ2BF3-LG	32
8HT-BMK	109	8VEPF8	119	A2F2-B	56	CJ2BM2-B	33
8HTDP	108	8VEPOF8	119	A2M2	56	CJ2BM2-LG	33
8HTF10	104	8VF8	86	A2M2-B	56	CJ2BM3-B	33
8HTF10-SS	104	8VF8-B	86	A2S2	57	CJ2BM3-LG	33
8HTF8	104	8VF8-B-E	93	AG2DC	82	CJ2F2-B	32
8HTF8-SS	104	8VF8-E	93	AG2F2	81	CJ2F2-LG	32
8HTOF10	104	8VF8-SS	86	AG2F2-PV	82	CJ2F3-B	32
8HTOF8	104	8VF8-SS-E	93	AG3DC	82	CJ2F3-LG	32
8HT-SKIT	109	8VJM8	92	AG3F3	81	CJ2M2-B	33
8KBF8	76	8VM8	90	AG3F3-PV	82	CJ2M2-LG	33
8KDP-K8DC	78	8VM8-B	90	AG4BF4	81	CJ2M3-B	33
8KF8	76	8VM8-B-E	95	AG4BF4-PV	82	CJ2M3-LG	33
8KOF8	76	8VM8-E	95	AG4BF6	81	CJ3BF3	32
8K-SKIT	78	8VM8-SS	90	AG4BF6-PV	82	CJ3BF3-B	32
8STBF10	111	8VM8-SS-E	95	AG4F4	81	CJ3BF4	32
8STBF10-SS	111	8VOF8	86	AG4F4-PV	82	CJ3BF4-B	32
8STBF8	111	8V-RKIT	99	AG4F6	81	CJ3BM3	33
8STBF8-SS	111	8V-SKIT	98	AG4F6-PV	82	CJ3BM3-B	33
8STBF8-V2	112	8V-SSRKIT	99	AG4OF4	81	CJ3BM4	33
8STDP-A	114	8WBF8-B	122	AG4OF4-PV	82	CJ3BM4-B	33
8STDP-A-V2	114	8WBF8-B-HN	122	AG4OF5	81	CJ3F3	32
8STF10	111	8WDP	124	AG4OF5-PV	82	CJ3F3-B	32
8STF10-SS	111	8WF8	122	AG6DC	82	CJ3F4	32
8STF10-V2	112	8WF8-B	122	AG6F6	81	CJ3F4-B	32
8STF8	111	8WF8-B-HN	122	AG6F6-PV	82	CJ3M3	33
8STF8-SS	111	8W-RKIT	124	AG8DC	82	CJ3M3-B	33
8STF8-V2	112	8WSBF8	126	AG8F8	81	CJ3M4	33
8STOF10	111	8WSBF8-BOP	127	AG8F8-PV	82	CJ3M4-B	33
8STOF8	111	8WSBF8-SS	126			CM2F1	147
8ST-SKIT	115	8WSDP-A	129	BR1BF1-B-E-7	53	CM2F1-B	147
8ST-SKIT-V2	115	8WSF8	126	BR1BF2-B-E-7	53	CM2F2	147

Alpha Numeric Product Index

Part #	Page #	Part #	Page #	Part #	Page #	Part #	Page #
CM2F2-B	147	CVV4BF4	136	D2S2-S	19	D4S3-B	19
CM2F3	147	CVV4DC	137	D2S3	19	D4S4	19
CM2F3-B	147	CVV4F4	136	D2S3-B	19	D4S4-B	19
CM2M1-B	147	CVV4FM1815	136	D2S3-S	19	D4S4-S	19
CM2M1-B-L2.5	148	CVV4FM2215	136	D3B2	20	D4S6	19
CM2M1-B-L4	148	CVV4OF4	136	D3B3	20	D4S6-B	19
CM2M1-B-L5.5	148	CVV4OF5	136	D3B4	20	D6B6	20
CM2M2-B	147	CVV6BF6	136	D3BF3	14	D6F4	14
CM2M2-B-L2.5	148	CVV6DC	137	D3BM3	17	D6F6	14
CM2M2-B-L4	148	CVV6F6	136	D3F2	14	D6F8	14
CM2M2-B-L5.5	148	CVV6FM2215	136	D3F3	14	D6M4	17
CM2M2-B-L7	148	CVV8BF8	136	D3F3-B	14	D6M6	17
CM2M3-B	147	CVV8DC	137	D3F3-S	14	D6M8	17
CM3F2	147	CVV8F8	136	D3F4	14	D6S4	19
CM3F2-B	147			D3M2	17	D6S6	19
CM3F3	147	D2B2	20	D3M3	17	D6S8	19
CM3F3-B	147	D2B2-B	20	D3M3-B	17	D-H4F4-S	67
CM3M1-B-L2.5	148	D2B3	20	D3M3-S	17	D-H4F4-SS	67
CM3M1-B-L4	148	D2BF2	14	D3M4	17	D-H4F4-SV-8	67
CM3M1-B-L5.5	148	D2BF3	14	D3S2	19		
CM3M1-B-L7	148	D2BM2	17	D3S3	19	E10F10	140
CM3M2-B	147	D2BM3	17	D3S3-B	19	E10F10-B	140
CM3M2-B-L11.5	148	D2E2	20	D3S3-S	19	E10F10-S	140
CM3M2-B-L2.5	148	D2F1	14	D3S4	19	E10M10	142
CM3M2-B-L4	148	D2F2	14	D4B4	20	E10M10-B	142
CM3M2-B-L5.5	148	D2F2-B	14	D4BF4	14	E12F12	140
CM3M2-B-L7	148	D2F2-S	14	D4BM4	17	E12F12-B	140
CM3M2-B-L8.5	148	D2F3	14	D4F3	14	E12F12-S	140
CM3M3-B	147	D2F3-B	14	D4F4	14	E12M12	142
CM3M4-B	147	D2F3-S	14	D4F4-B	14	E12M12-B	142
CM4F4-B	147	D2H2	20	D4F4-S	14	E16F16	140
CM4F6-B	147	D2K3	20	D4F6	14	E16F16-B	140
CM4M4-B	147	D2L3	20	D4F6-B	14	E16F16-S	140
CM4M6-B	147	D2M1	17	D-4HF4-S-FNS	66	E16M16	142
CVV10BF10	136	D2M1-B	17	D-4HF4-S-FSB	66	E16M16-B	142
CVV10DC	137	D2M1-S	17	D-4HF4-SS-FNS	66	E1F1	140
CVV10F10	136	D2M2	17	D-4HF4-SS-FSB	66	E1F1-B	140
CVV2BF2	136	D2M2-B	17	D4M2	17	E1F1-S	140
CVV2DC	137	D2M2-S	17	D4M3	17	E1M1	142
CVV2F2	136	D2M3	17	D4M4	17	E1M1-B	142
CVV2FM1415	136	D2M3-B	17	D4M4-B	17	E1M1-S	142
CVV3BF3	136	D2M3-S	17	D4M4-S	17	E2BF2-B	140
CVV3DC	137	D2S2	19	D4M6	17	E2F2	140
CVV3F3	136	D2S2.5	19	D4M6-B	17	E2F2-B	140
CVV3FM1615	136	D2S2-B	19	D4S3	19	E2F2-S	140

Alpha Numeric Product Index

Part #	Page #	Part #	Page #	Part #	Page #	Part #	Page #
E2M2	142	F-10-SKIT	69	H12F12	65	H4F4-HV	66
E2M2-B	142	F-10V-SKIT	98	H12F12-B	65	H4F4-S	63
E2M2-S	142	F-12E-SKIT	143	H12F12-S	65	H4F4-SS	63
E2S2	143	F-12H-SKIT	69	H12F12-SS	65	H4M6-S	65
E2S2-B	143	F-12V-SKIT	98	H12OF10	65	H4OF5	63
E3BF3-B	140	F-16E-SKIT	143	H12OF12	65	H6BF6	63
E3F3	140	F-16V-SKIT	98	H1DC	117, 67	H6BF6-B	63
E3F3-B	140	F-1H-BSKIT	69	H1F1	63	H6BF6-S	63
E3F3-S	140	F-1H-SKIT	69	H1F1-B	63	H6BF6-SS	63
E3M3	142	F-2E-SKIT	143	H1F1-S	63	H6DC-A	68
E3M3-B	142	F-2H-BSKIT	69	H1F1-SS	63	H6F6	63
E3M3-S	142	F-2H-SKIT	69	H1OF2	63	H6F6-B	63
E3S3	143	F-2V-SKIT	98	H20DC-A	68	H6F6-S	63
E3S3-B	143	F-3E-SKIT	143	H20F16	65	H6F6-SS	63
E4BF4-B	140	F-3H-BSKIT	69	H20F16-B	65	H6OF6	63
E4F4	140	F-3H-SKIT	69	H20F20	65	H8BF8	63
E4F4-B	140	F-3V-SKIT	98	H20F24	65	H8BF8-B	63
E4F4-S	140	F-4EA-SKIT	145	H2BF2	63	H8BF8-S	63
E4M4	142	F-4E-SKIT	143	H2BF2-B	63	H8BF8-SS	63
E4M4-B	142	F-4H-BSKIT	69	H2BF2-S	63	H8DC-A	68
E4M4-S	142	F-4H-SKIT	69	H2BF2-SS	63	H8F8	63
E4S4	143	F-4N-SKIT	47	H2DC-A	68	H8F8-B	63
E4S4-B	143	F-4P-SKIT	50	H2F2	63	H8F8-S	63
E6BF6-B	140	F-4V-SKIT	98	H2F2-B	63	H8F8-SS	63
E6F6	140	F-6E-SKIT	143	H2F2-S	63	H8OF8	63
E6F6-B	140	F-6H-BSKIT	69	H2F2-SS	63	HS2BF2	73
E6F6-S	140	F-6H-SKIT	69	H2M3	65	HS2BF2-B	73
E6M6	142	F-6V-SKIT	98	H2OF3	63	HS2BF2-S	73
E6M6-B	142	F-8E-SKIT	143	H3BF3	63	HS2F2	73
E6M6-S	142	F-8H-BSKIT	69	H3BF3-B	63	HS2F2-B	73
E6S6	143	F-8H-SKIT	69	H3BF3-S	63	HS2F2-S	73
E6S6-B	143	F-8V-SKIT	98	H3BF3-SS	63	HS3BF3	73
E8BF8-B	140			H3DC-A	68	HS3BF3-B	73
E8F8	140	H10BF10	65	H3F3	63	HS3BF3-S	73
E8F8-B	140	H10F10	65	H3F3-B	63	HS3F3	73
E8F8-S	140	H10F10-B	65	H3F3-S	63	HS3F3-B	73
E8M8	142	H10F10-S	65	H3F3-SS	63	HS3F3-S	73
E8M8-B	142	H12BF12	65	H3OF4	63	HS4BF4	73
E8M8-S	142	H12BF12-B	65	H4BF4	63	HS4BF4-B	73
E8S8	143	H12BF12-S	65	H4BF4-B	63	HS4BF4-S	73
E8S8-B	143	H12BF12-SS	65	H4BF4-S	63	HS4F4	73
EA4F3	145	H12DC-A	68	H4BF4-SS	63	HS4F4-B	73
EA4F4	145	H12F10	65	H4DC-A	68	HS4F4-S	73
		H12F10-B	65	H4F4	63	HS6BF6	73
F-10E-SKIT	143	H12F10-S	65	H4F4-B	63	HS6BF6-B	73

Alpha Numeric Product Index

Part #	Page #	Part #	Page #	Part #	Page #	Part #	Page #
HS6BF6-S	73	HT4F4-SS	105	J2B2	26	K3OF3	77
HS6F6	73	HT4F6	105	J2B3	26	K4-B-DC	78
HS6F6-B	73	HT4F6-SS	105	J2F1	23	K4BF4	77
HS6F6-S	73	HT4JB5	107	J2F2	23	K4BF6	77
HS8BF8	73	HT4JB6	107	J2F2-B	23	K4DC	78
HS8BF8-B	73	HT4M4	106	J2F3	23	K4F4	77
HS8BF8-S	73	HT4OF4	105	J2M1	24	K4F6	77
HS8F8	73	HT4OF5	105	J2M2	24	K4-G-DC	78
HS8F8-B	73	HT4OF6	105	J2M2-B	24	K4-O-DC	78
HS8F8-S	73	HT4RB5	107	J2M3	24	K4OF4	77
HT12BF12	107	HT4-SKIT-V2	109	J2S2	25	K4OF5	77
HT12DC	108	HT5BF6	105	J2S3	25	K4-R-DC	78
HT12F12	107	HT5BF6-SS	105	J3B3	26	K4-Y-DC	78
HT12OF12	107	HT5DC	108	J3F2	23	K6BF6	77
HT16BF16	107	HT5F6	105	J3F3	23	K6F6	77
HT16DC	108	HT5F6-SS	105	J3F4	23	K6OF6	77
HT16F16	107	HT5OF5	105	J3M2	24	K8BF8	77
HT16OF16	107	HT5OF6	105	J3M3	24	K8F8	77
HT2BF2	105	HT5-SKIT-V2	109	J3M4	24	K8OF8	77
HT2DC	108	HT6BF6	105	J3S2	25		
HT2F2	105	HT6BF6-SS	105	J3S3	25	L2F2	37
HT2OF3	105	HT6BF8	105	J3S4	25	L2M2	38
HT2-SKIT-V2	109	HT6BF8-SS	105	J4B4	26		
HT3BF3	105	HT6DC	108	J4F3	23	M2B2	30
HT3BF3-SS	105	HT6F6	105	J4F4	23	M2F2	28
HT3BF4	105	HT6F6-SS	105	J4F6	23	M2F2-B	28
HT3BF4-SS	105	HT6F8	105	J4M3	24	M2F3	28
HT3DC	108	HT6F8-SS	105	J4M4	24	M2M1	29
HT3F3	105	HT6OF5	105	J4M6	24	M2M2	29
HT3F3-SS	105	HT6OF6	105	J4S3	25	M2M2-B	29
HT3F4	105	HT6OF8	105	J4S4	25	M2M3	29
HT3F4-SS	105	HT6-SKIT-V2	109	J4S6	25	M2S2	30
HT3M3	106	HT8BF10	105			M2S3	30
HT3M4	106	HT8BF10-SS	105	K10BF10	77	M3F3	28
HT3OF3	105	HT8BF8	105	K10F10	77	M3M3	29
HT3OF4	105	HT8BF8-SS	105	K12BF12	77	M3S3	30
HT3OM3	106	HT8DC	108	K12F12	77		
HT3OM4	106	HT8F10	105	K16BF16	77	N3BM4	45
HT3-SKIT-V2	109	HT8F10-SS	105	K16F16	77	N3CS4	46
HT4BF4	105	HT8F8	105	K2BF2	77	N3M4	45
HT4BF4-SS	105	HT8F8-SS	105	K2F1	77	N4BF3	43
HT4BF6	105	HT8OF10	105	K2F2	77	N4BF4	43
HT4BF6-SS	105	HT8OF8	105	K2OF2	77	N4BF4-B	43
HT4DC	108	HT8-SKIT-V2	109	K3BF3	77	N4BF6	43
HT4F4	105			K3F3	77	N4BF6-B	43

Alpha Numeric Product Index

Part #	Page #	Part #	Page #	Part #	Page #	Part #	Page #
N4BF8	43	N4S6-B	46	P4M3	50	SCVM6	59
N4BF8-B	43	N4S6-B-LS	47	P4M4	50	SCVM8	59
N4BM3	45	N4S6-LS	47	P4M4-B	50	SCVR6	59
N4BM4	45	N4S6-S	46	P4M6	50	SCVS10	59
N4BM4-B	45	N4S6-S-LS	47	P4M6-9	50	SCVS12	59
N4BM4-LS	45	N4S8	46	P4M6-B	50	SCVS16	59
N4BM6	45	N4S8-B	46	P4M6-S	50	SCVS24	59
N4BM6-B	45	N4S8-S	46	P4M8	50	SCVS3	59
N4BM6-LS	45	NK2BF2	51	P4M8-B	50	SCVS4	59
N4BM8	45	NK2BM2	52	P-4V-SKIT	98	SCVS6	59
N4BM8-B	45	NK2F2	51	P-6E-SKIT	143	SCVS8	59
N4DC	47	NK2M2	52	P-6H-BSKIT	69	SCVX12	59
N4DC-B	47	NK2S2	52	P-6H-SKIT	69	SHD2F1	35
N4F3	43			P-6V-SKIT	98	SHD2F2	35
N4F3-B	43	P-10E-SKIT	143	P-8E-SKIT	143	SHD2M1	35
N4F4	43	P-10-SKIT	69	P-8H-BSKIT	69	SHD2M2	35
N4F4-B	43	P-10V-SKIT	98	P-8H-SKIT	69	SHD2S2	36
N4F4-B-LS	43	P-12E-SKIT	143	P-8V-SKIT	98	SHD2S3	36
N4F6	43	P-12H-SKIT	69	PD1F1	116	SHD4F3	35
N4F6-B	43	P-12V-SKIT	98	PD1F2	116	SHD4M3	35
N4F6-B-LS	43	P-16E-SKIT	143	PD1M1	117	SHD4M4	35
N4F6-S	43	P-16V-SKIT	98	PD1M2	117	SHD4S3	36
N4F8	43	P-1H-BSKIT	69	PD1OM2	117	SHD4S4	36
N4F8-B	43	P-1H-SKIT	69	PD1OM3	117	ST16BF12	114
N4M3	45	P-2E-SKIT	143			ST16BF16	114
N4M3-B	45	P-2H-BSKIT	69	SCVH10	59	ST16DC-A	114
N4M4	45	P-2H-SKIT	69	SCVH12	59	ST16F12	114
N4M4-B	45	P-2V-SKIT	98	SCVH16	59	ST16F16	114
N4M4-B-LS	45	P-3E-SKIT	143	SCVH24	59	ST16F16-SS	114
N4M4-LS	45	P-3H-BSKIT	69	SCVH6	59	ST16OF12	114
N4M6	45	P-3H-SKIT	69	SCVH8	59	ST16OF16	114
N4M6-B	45	P-3V-SKIT	98	SCVJ6	59	ST16-SKIT	115
N4M6-B-LS	45	P-4EA-SKIT	145	SCVL10	59	ST2BF2	113
N4M6-LS	45	P-4E-SKIT	143	SCVL12	59	ST2BF2-SS	113
N4M6-S	45	P4F3	49	SCVL16	59	ST2DC-A	114
N4M6-S-LS	45	P4F4	49	SCVL2	59	ST2F2	113
N4M8	45	P4F4-B	49	SCVL24	59	ST2F2-SS	113
N4M8-B	45	P4F6	49	SCVL3	59	ST2-SKIT	115
N4S3	46	P4F6-9	49	SCVL6	59	ST3BF3	113
N4S3-B	46	P4F6-B	49	SCVL8	59	ST3BF3-SS	113
N4S4	46	P4F6-S	49	SCVM10	59	ST3BF4	113
N4S4-B	46	P4F8	49	SCVM12	59	ST3BF4-SS	113
N4S4-B-LS	47	P4F8-B	49	SCVM16	59	ST3DC-A	114
N4S4-LS	47	P-4H-BSKIT	69	SCVM3	59	ST3F2	113
N4S6	46	P-4H-SKIT	69	SCVM4	59	ST3F3	113

Alpha Numeric Product Index

Part #	Page #	Part #	Page #	Part #	Page #	Part #	Page #
ST3F3-SS	113	TR4F4	101	V16DC-A	97	V3-BRKIT	99
ST3F4	113	TR6BF6	101	V16F16	89	V3DC-A	97
ST3F4-SS	113	TR6F6	101	V16F16-B	89	V3F3	87
ST3-SKIT	115	TR8BF8	101	V16F16-B-E	94	V3F3-B	87
ST4BF4	113	TR8F8	101	V16F16-E	94	V3F3-B-E	94
ST4BF4-SS	113			V16F16-SS	89	V3F3-E	94
ST4DC-A	114	V10BF10	89	V16F16-SS-E	94	V3F3-SS	87
ST4F4	113	V10BF10-B	89	V16M16	91	V3F3-SS-E	94
ST4F4-SS	113	V10BF10-B-E	94	V16M16-B	91	V3F4	87
ST4OF4	113	V10BF10-E	94	V16M16-E	96	V3JM3	92
ST4-SKIT	115	V10BF10-SS	89	V16M16-SS	91	V3M3	91
ST6BF6	113	V10BF10-SS-E	94	V16M16-SS-E	96	V3M3-B	91
ST6BF6-SS	113	V10DC-A	97	V2BF2	87	V3M3-B-E	96
ST6DC-A	114	V10F10	89	V2BF2-B	87	V3M3-E	96
ST6F6	113	V10F10-B	89	V2BF2-B-E	94	V3M3-SS	91
ST6F6-SS	113	V10F10-B-E	94	V2BF2-E	94	V3M3-SS-E	96
ST6OF6	113	V10F10-E	94	V2BF2-SS	87	V3OF3	87
ST6-SKIT	115	V10F10-SS	89	V2BF2-SS-E	94	V3-RKIT	99
ST8BF10	113	V10F10-SS-E	94	V2-BRKIT	99	V3-SSRKIT	99
ST8BF10-SS	113	V10JM10	92	V2DC	96	V4BF4	87
ST8BF8	113	V10M10	91	V2DC-A	97	V4BF4-B	87
ST8BF8-SS	113	V10M10-B	91	V2F1	87	V4BF4-B-E	94
ST8BF8-V2	114	V10M10-E	96	V2F2	87	V4BF4-E	94
ST8DC-A	114	V10M10-SS	91	V2F2-B	87	V4BF4-SS	87
ST8DC-A-V2	114	V10M10-SS-E	96	V2F2-B-E	94	V4BF4-SS-E	94
ST8F10	113	V10OF10	89	V2F2-E	94	V4-BRKIT	99
ST8F10-SS	113	V12BF12	89	V2F2-SS	87	V4DC-A	97
ST8F10-V2	114	V12BF12-B	89	V2F2-SS-E	94	V4F4	87
ST8F8	113	V12BF12-SS	89	V2JM2	92	V4F4-B	87
ST8F8-SS	113	V12DC-A	97	V2M1	91	V4F4-B-E	94
ST8F8-V2	114	V12F12	89	V2M2	91	V4F4-E	94
ST8OF10	113	V12F12-B	89	V2M2-B	91	V4F4-SS	87
ST8OF8	113	V12F12-B-E	94	V2M2-B-E	96	V4F4-SS-E	94
ST8-SKIT	115	V12F12-E	94	V2M2-E	96	V4F6	87
		V12F12-SS	89	V2M2-SS	91	V4JM4	92
T2DC	133	V12F12-SS-E	94	V2M2-SS-E	96	V4M4	91
T2F2	132	V12M12	91	V2OF2	87	V4M4-B	91
T3DC	133	V12M12-B	91	V2-RKIT	99	V4M4-B-E	96
T3F3	132	V12M12-E	96	V2-SSRKIT	99	V4M4-E	96
T3F3-PV	133	V12M12-SS	91	V3BF3	87	V4M4-SS	91
T3F3-SS	132	V12M12-SS-E	96	V3BF3-B	87	V4M4-SS-E	96
T3F3-SS-PV	133	V12OF12	89	V3BF3-B-E	94	V4OF4	87
TR3BF3	101	V16BF16	89	V3BF3-E	94	V4-RKIT	99
TR3F3	101	V16BF16-B	89	V3BF3-SS	87	V4-SSRKIT	99
TR4BF4	101	V16BF16-SS	89	V3BF3-SS-E	94	V6BF6	87

Alpha Numeric Product Index

Part #	Page #	Part #	Page #	Part #	Page #	Part #	Page #
V6BF6-B	87	V8-RKIT	99	W10-RKIT	124	WS16OF16	128
V6BF6-B-E	94	V8-SSRKIT	99	W12BF12-B	123	WS6BF6	128
V6BF6-E	94	VEP10BF10	120	W12-BMF	123	WS6BF6-BOP	128
V6BF6-SS	87	VEP10DC-A	120	W12DC	124	WS6BF6-SS	128
V6BF6-SS-E	94	VEP10F10	120	W12F12-B	123	WS6DC-A	129
V6-BRKIT	99	VEP10OF10	120	W12-RKIT	124	WS6F4	128
V6DC-A	97	VEP12BF12	120	W6BF4-B	123	WS6F4-BOP	128
V6F6	87	VEP12DC-A	120	W6BF6-B	123	WS6F6	128
V6F6-B	87	VEP12F12	120	W6-BMF	123	WS6F6-BOP	128
V6F6-B-E	94	VEP12OF12	120	W6DC	124	WS6F6-SS	128
V6F6-E	94	VEP16BF16	120	W6F4-B	123	WS6F6-SS-BOP	128
V6F6-SS	87	VEP16DC-A	120	W6F6-B	123	WS6OF6	128
V6F6-SS-E	94	VEP16F16	120	W6-RKIT	124	WS8BF8	128
V6JM6	92	VEP16OF16	120	W8BF8-B	123	WS8BF8-BOP	128
V6M6	91	VEP2BF2	120	W8-BMF	123	WS8BF8-SS	128
V6M6-B	91	VEP2DC-A	120	W8DC	124	WS8DC-A	129
V6M6-B-E	96	VEP2F2	120	W8F8	123	WS8F8	128
V6M6-E	96	VEP2OF3	120	W8F8-B	123	WS8F8-BOP	128
V6M6-SS	91	VEP3BF3	120	W8-RKIT	124	WS8F8-SS	128
V6M6-SS-E	96	VEP3BF4	120	WS10BF10	128	WS8F8-SS-BOP	128
V6OF6	87	VEP3DC-A	120	WS10BF10-BOP	128	WS8OF8	128
V6-RKIT	99	VEP3F3	120	WS10BF10-SS	128		
V6-SSRKIT	99	VEP3F4	120	WS10DC-A	129		
V8BF8	87	VEP3OF4	120	WS10F10	128		
V8BF8-B	87	VEP4BF4	120	WS10F10-BOP	128		
V8BF8-B-E	94	VEP4BF6	120	WS10F10-SS	128		
V8BF8-E	94	VEP4DC-A	120	WS10F10-SS-BOP	128		
V8BF8-SS	87	VEP4F4	120	WS10OF10	128		
V8BF8-SS-E	94	VEP4F6	120	WS12BF12	128		
V8-BRKIT	99	VEP4OF4	120	WS12BF12-BOP	128		
V8DC-A	97	VEP4OF5	120	WS12BF12-SS	128		
V8F8	87	VEP4OF6	120	WS12DC-A	129		
V8F8-B	87	VEP6BF6	120	WS12F12	128		
V8F8-B-E	94	VEP6DC-A	120	WS12F12-BOP	128		
V8F8-E	94	VEP6F6	120	WS12F12-SS	128		
V8F8-SS	87	VEP6OF6	120	WS12F12-SS-BOP	128		
V8F8-SS-E	94	VEP8BF8	120	WS12OF12	128		
V8JM8	92	VEP8DC-A	120	WS16BF16	128		
V8M8	91	VEP8F8	120	WS16BF16-BOP	128		
V8M8-B	91	VEP8OF8	120	WS16BF16-SS	128		
V8M8-B-E	96			WS16DC-A	129		
V8M8-E	96	W10BF10-B	123	WS16F16	128		
V8M8-SS	91	W10-BMF	123	WS16F16-BOP	128		
V8M8-SS-E	96	W10DC	124	WS16F16-SS	128		
V8OF8	87	W10F10-B	123	WS16F16-SS-BOP	128		

Part Number Structure

F - 4 H F 4 - B - E - LS - 7

Body Size

1	1/8"
1.25	4mm
1.5	3/16"
1.88	6mm
2	1/4"
2.5	5/16"
2.83	9mm
3	3/8"
4	1/2"
5	5/8"
6	3/4"
8	1"
10	1-1/4"
12	1-1/2"
16	2"
20	2-1/2"
24	3"

End Size

1	1/8"
1.25	4mm
1.5	3/16"
1.88	6mm
2	1/4"
2.5	5/16"
2.83	9mm
3	3/8"
4	1/2"
5	5/8"
6	3/4"
8	1"
10	1-1/4"
12	1-1/2"
16	2"
20	2-1/2"
24	3"

Materials

- A Aluminum
- B Brass
- NB Naval Brass
- SB Stress Relieved Brass
- S 303 Stainless Steel
- SS 316 Stainless Steel
- SN Nitronic Stainless
- P Plastic

Standard material is steel. No designation is necessary for standard steel configurations.

Valve Options

- E Unvalved (no valve)
- V Valved
- BV Brass Valve
- SV 303 SS Valve
- SSV 316 SS Valve
- PV Poppet Valve
- VA Valve Actuator
- HV Heavy Duty Valving
- TV Tube Valve
- BTV Brass Tube Valve
- RV Prong Valve

Seals

- F FKM™
- P EPDM
- E Neoprene
- S Silicone
- U Urethane
- H Aflas™
- K4 Kalrez® 4079
- K6 Kalrez® 6375
- K7 Kalrez® 7075
- M Military Low Temp Nitrile
- JF Hydrocarbon Fuel Nitrile
- T PTFE
- DS PTFE / Silicone
- D FDA FKM™
- FS Fluorosilicone
- PS EPDM (steam)
- M1 Nitrile (FDA)
- C Celazole Back-up
- CZ Chemrez

Standard seal is Nitrile. No designation is necessary for standard Nitrile seal configurations.

Product Series

- A Perfecting Astronautics High Pressure Pneumatic
- AG Agricultural Interchange Hydraulic
- BR Rectus 21 Interchange
- CJ European High Flow Interchange
- CM Mold Coolant Interchange
- CVV European Screw Together
- DF Industrial Interchange Pneumatic
- E Straight-Through Pressure Wash Interchange
- EA Straight-Through Water-Blast Interchange
- H ISO-B Industrial Interchange
- HS ISO-B Steam Interchange
- HT ISO16028 Flushface Interchange
- J Truflate Automotive Interchange
- K ISO-A Mobile Interchange
- L Lincoln Long-Stem Interchange
- M ARO 210/310 Interchange
- N Bowes Interchange
- NK Japanese Industrial Interchange
- P Thor Interchange
- SCV Excessive Flow Sensor/Safety Check Valve
- ST Snap-Tite 71 Flushface Interchange
- SHD Rectus 17/Schrader Interchange
- T High Pressure Screw Together
- TR TEMA European Interchange
- U Universal Pneumatic Combo-Couplers
- V Snap-Tite H/IH Hydraulic Interchange
- VEP Stucchi VEP Hydraulic Interchange
- W Wingstyle Interchange
- WS High Pressure Wingstyle

End Connection

- F Female NPT(F)
- M Male NPT(F)
- BF Female BSPP
- BM Male BSPT
- GM Male BSPP
- OF Female ORB
- OM Male ORB
- JF Female 37° JIC
- JM Male 37° JIC
- JB Male Bulkhead 37° JIC
- RM Male ORFS
- RB Bulkhead ORFS
- P Tube Fitting
- S Hose Barb
- 4S 45° Hose Barb
- 9S 90° Hose Barb
- CS Collar Hose Barb
- B Push-Loc Barb
- 4B 45° Push-Loc Barb
- 9B 90° Push-Loc Barb
- FM Female Metric
- MM Male Metric
- MBM Metric Bulkhead

Sleeve Options

- LS Locking Sleeve
- BLS Brass Locking Sleeve
- ZLS Steel Locking Sleeve
- XLS 303 SS Locking Sleeve
- YLS 316 SS Locking Sleeve
- FS Flanged Sleeve
- BFS Brass Flanged Sleeve
- FLS Flanged Locking Sleeve
- ZFS Steel Flanged Sleeve
- FSB Silicone Fryer Boot
- BS Brass Sleeve
- ZS Steel Sleeve
- XS 303 SS Sleeve
- YS 316 SS Sleeve
- PTC Push-To-Connect Sleeve
- TG Thermal Guard Sleeve
- PL Automatic Latch Pin
- PB Automatic Ball Latch
- TG Thermal Guard Sleeve
- HN Hex Nut Sleeve
- HNS 303 SS Hex Nut Sleeve
- TP Tangle Prevention
- FNS Flanged Nylon Sleeve
- NLS No Locking Sleeve

To Designate Couplers

Body size numerical designation precedes coupling series alpha designation. Example: 2HF2 (1/4" ISO-B Coupler)

To Designate Nipples

Coupling series alpha designation precedes body size numerical designation. Example: H2F2 (1/4" ISO-B Nipple)

FKM™ is a trademark of Dupont/Dow Elastomers
 Kalrez® is a trademark of Dupont/Dow Elastomers
 PTFE is a trademark of Dupont
 Aflas® is a trademark of Asahi Glass Limited

Other Options



- 4 Black Oxide Plating
- 7 Bright Nickel Plating
- 8 Electroless Nickel Plating
- 9 PTFE Coating
- 10 Standard Nickel Plating
- 11 Chrome over Nickel
- BMF Flange Mount Bracket
- C1 Oxygen Clean
- HL Extended Hex
- L## Length
- WF Wrench Flats



Many variations of the part numbers contained within this guide can be ordered utilizing the format shown above. However, some variations may require minimum order quantities, longer lead times, and/or price adjustments based upon the uniqueness of construction. Please contact your Dixon Quick Coupling representative for details regarding your particular coupling configuration

Dixon Quick Coupling

has relocated from Charlotte to
2925 Chief Court
Dallas, North Carolina 28034



The Right Connection™



Limited Warranty

Dixon Quick Coupling (herein called "Dixon") warrants the products described herein, and manufactured by Dixon to be free from defects in material and workmanship for a period of one (1) year from date of shipment by Dixon under normal use and service. Its sole obligation under this warranty being limited to repairing or replacing, as hereinafter provided, at its option any product found to Dixon's satisfaction to be defective upon examination by it, provided that such product shall be returned for inspection to Dixon's factory within three (3) months after discovery of the defect. The repair or replacement of defective products will be made without charge for parts or labor. This warranty shall not apply to: (a) parts or products not manufactured by Dixon, the warranty of such items being limited to the actual warranty extended to Dixon by its supplier; (b) any product that has been subject to abuse, negligence, accident, or misapplication; (c) any product altered or repaired by others than Dixon; and (d) to normal maintenance services and the replacement of service items (such as washers, gaskets and lubricants) made in connection with such services. To the extent permitted by law, this limited warranty shall extend only to the buyer and any other person reasonably expected to use or consume the goods who is injured in person by any breach of the warranty. No action may be brought against Dixon for an alleged breach of warranty unless such action is instituted within one (1) year from the date the cause of action accrues. This limited warranty shall be construed and enforced to the fullest extent allowable by applicable law.

Other than the obligation of Dixon set forth herein, Dixon disclaims all warranties, express or implied, including but not limited to any implied warranties of merchantability or fitness for a particular purpose, and any other obligation or liability. The foregoing constitutes Dixon's sole obligation with respect to damages, whether direct, incidental or consequential, resulting from the use or performance of the product.

Some Products and Sizes May Be Discontinued When Stock Is Depleted, Or May Require A Minimum Quantity For Ordering

NOTE: Reasonable care has been taken in preparing this Illustrated Price List. Dixon Quick Coupling reserves the right to make corrections and price changes.

NOTE: Because of the health hazards associated with contamination and lead content in drinking water systems, Dixon couplings, unless otherwise specifically approved, are not recommended for potable water service and should not be used in applications where drinking water will contact the wetted surfaces of the coupling.

General Information

Learn how to
safely select and install
quick disconnect couplings.

Safety & Selection	2
Thread Identification	4
Glossary	5
Installation Guide	6
Fluid Compatibility	11

Pneumatic Couplings

A-series	55
BR-series	53
CJ-series	31
DF-series	12
J-series	22
L-series	37
M-series	27
N-series	41
NK-series	51
P-series	48
SCV-series	58
SHD-series	34
U-series	39

Hydraulic Couplings

AG-series	79
CM-series	142
CVV-series	130
E-series	134
EA-series	140
H-series	60
HS-series	71
HT-series	102
K-series	74
PD-series	115
ST-series	109
T-series	127
TR-series	100
V-series	83
VEP-series	118
W-series	117
WS-series	121

Coupling Search

Dixon Quick Coupling is
striving to provide the most
complete competitive
interchange guide.
If you don't see your part,
please call 800-839-8980.

Index	154
Number Structure	167

**Customer Service / Order Entry Phone:
877.963.4966**
**Customer Service / Order Entry Fax:
800.839.9022**



The Right Connection™

Dixon Quick Coupling

2925 Chief Court
Dallas, NC 28034
Sales / Technical Support Phone: 704.334.9175
Sales / Technical Support Fax: 704.334.9002
customer-service@dixonquickcoupling.com
www.dixonquickcoupling.com

Stay connected with Dixon on:



dixonvalve.com



customer service

